



US00D432643S

United States Patent [19]
Harris et al.

[11] **Patent Number: Des. 432,643**
[45] **Date of Patent: ** Oct. 24, 2000**

[54] **VITAMIN TABLET**

[75] Inventors: **William Bryan Harris**, La Mirada;
Gregory E. Painter, Buena Park, both
of Calif.

[73] Assignee: **Amway Corporation**, Ada, Mich.

[**] Term: **14 Years**

[21] Appl. No.: **29/115,915**

[22] Filed: **Dec. 22, 1999**

[51] **LOC (7) Cl.** **28-01**

[52] **U.S. Cl.** **D24/102**

[58] **Field of Search** D24/100, 101-103;
D1/100, 106, 107, 127-130, 199; D21/488,
386; 424/451, 464, 467, 48

- D. 220,394 4/1971 Kroninger, Jr. et al. .
- D. 223,910 6/1972 Wiethop .
- D. 223,912 6/1972 Wiethop .
- D. 224,529 8/1972 Wiethop .
- D. 227,459 6/1973 Modelevsky et al. .
- D. 275,802 10/1984 Beychok et al. .
- D. 275,803 10/1984 Beychok et al. .
- D. 275,898 10/1984 Beychok et al. .
- D. 275,899 10/1984 Beychok et al. .
- D. 280,557 9/1985 Becker .
- D. 281,103 10/1985 Martin et al. D24/102
- D. 284,114 6/1986 Robson .
- D. 284,115 6/1986 Robson .
- D. 308,154 5/1990 Tow .

FOREIGN PATENT DOCUMENTS

683417 7/1986 Japan .

Primary Examiner—Antoine Duval Davis
Attorney, Agent, or Firm—Amway Corporation

[56] **References Cited**

U.S. PATENT DOCUMENTS

- D. 187,526 3/1960 Hansen .
- D. 210,365 3/1968 Kroninger, Jr. et al. .
- D. 210,366 3/1968 Kroninger, Jr. et al. .
- D. 210,367 3/1968 Kroninger, Jr. et al. .
- D. 210,368 3/1968 Kroninger, Jr. et al. .
- D. 210,369 3/1968 Kroninger, Jr. et al. .
- D. 210,370 3/1968 Kroninger, Jr. et al. .
- D. 210,371 3/1968 Kroninger, Jr. et al. .
- D. 220,327 3/1971 Tripp .
- D. 220,328 3/1971 Tripp .
- D. 220,329 3/1971 Tripp .
- D. 220,330 3/1971 Kroninger, Jr. et al. .
- D. 220,391 4/1971 Kroninger, Jr. et al. .
- D. 220,392 4/1971 Kroninger, Jr. et al. .
- D. 220,393 4/1971 Kroninger, Jr. et al. .

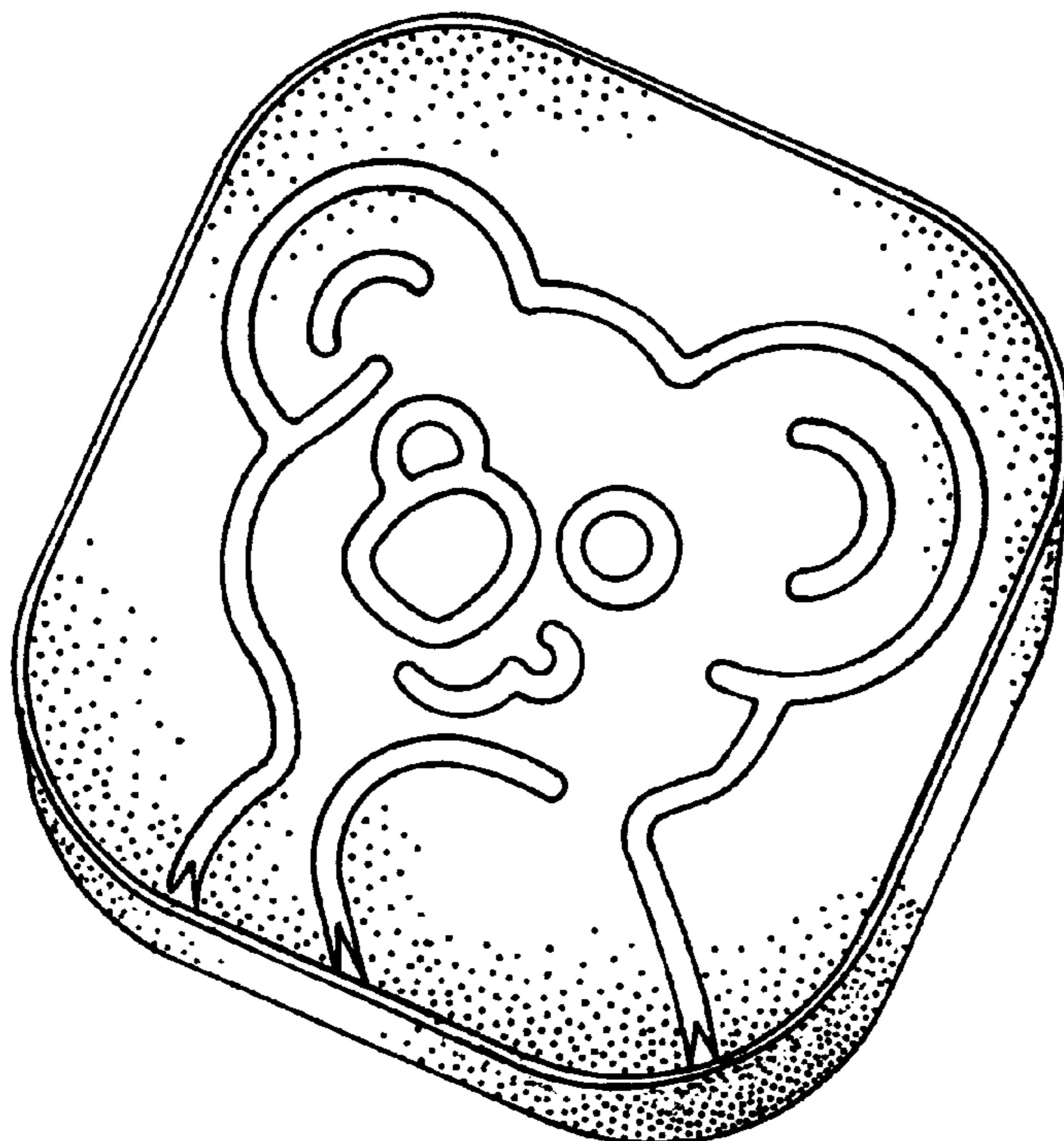
[57] **CLAIM**

The ornamental design for a vitamin tablet, as shown and described.

DESCRIPTION

FIG. 1 is a perspective view of a vitamin tablet embodying the new design;
FIG. 2 is a top plan view thereof;
FIG. 3 is a front elevational view thereof;
FIG. 4 is bottom plan view thereof;
FIG. 5 is a left side elevational view of FIG. 6;
FIG. 6 is a rear elevational view of the vitamin tablet shown in FIG. 1; and,
FIG. 7 is a right side elevational view of FIG. 6.

1 Claim, 2 Drawing Sheets



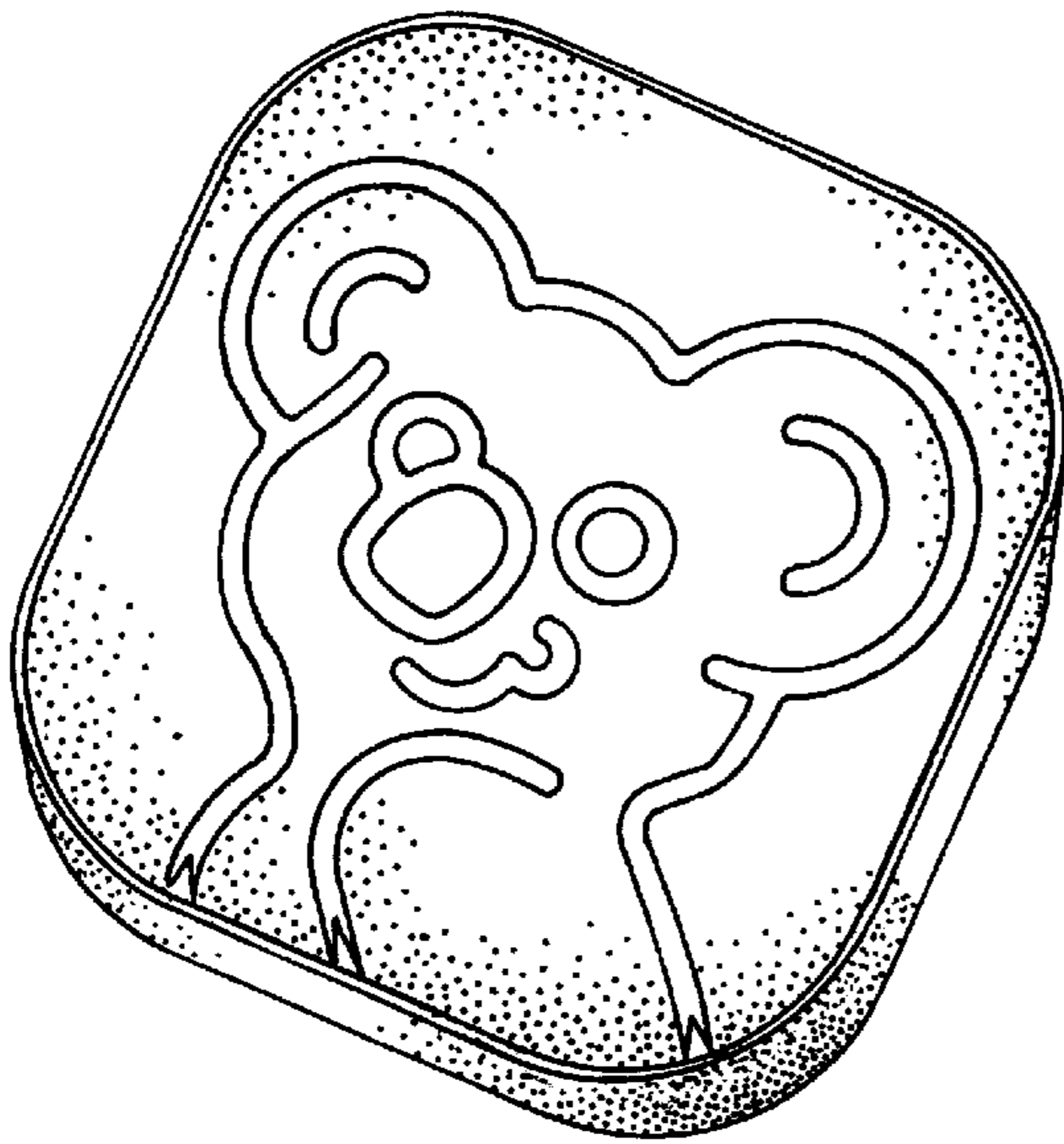


FIG. 1

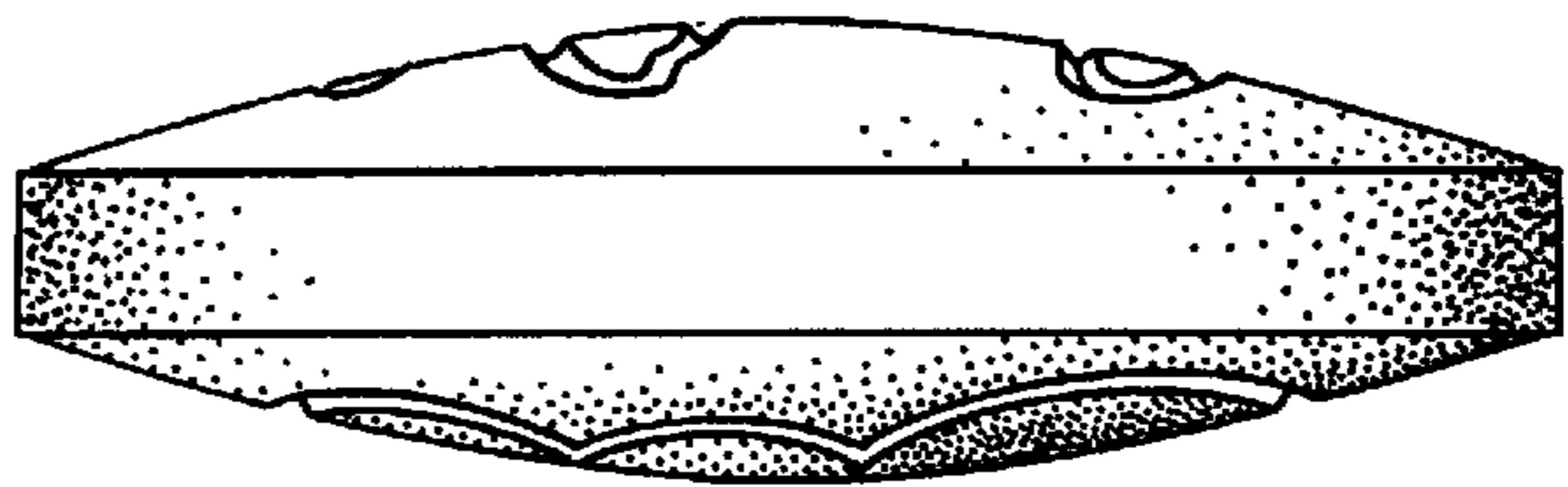


FIG. 2

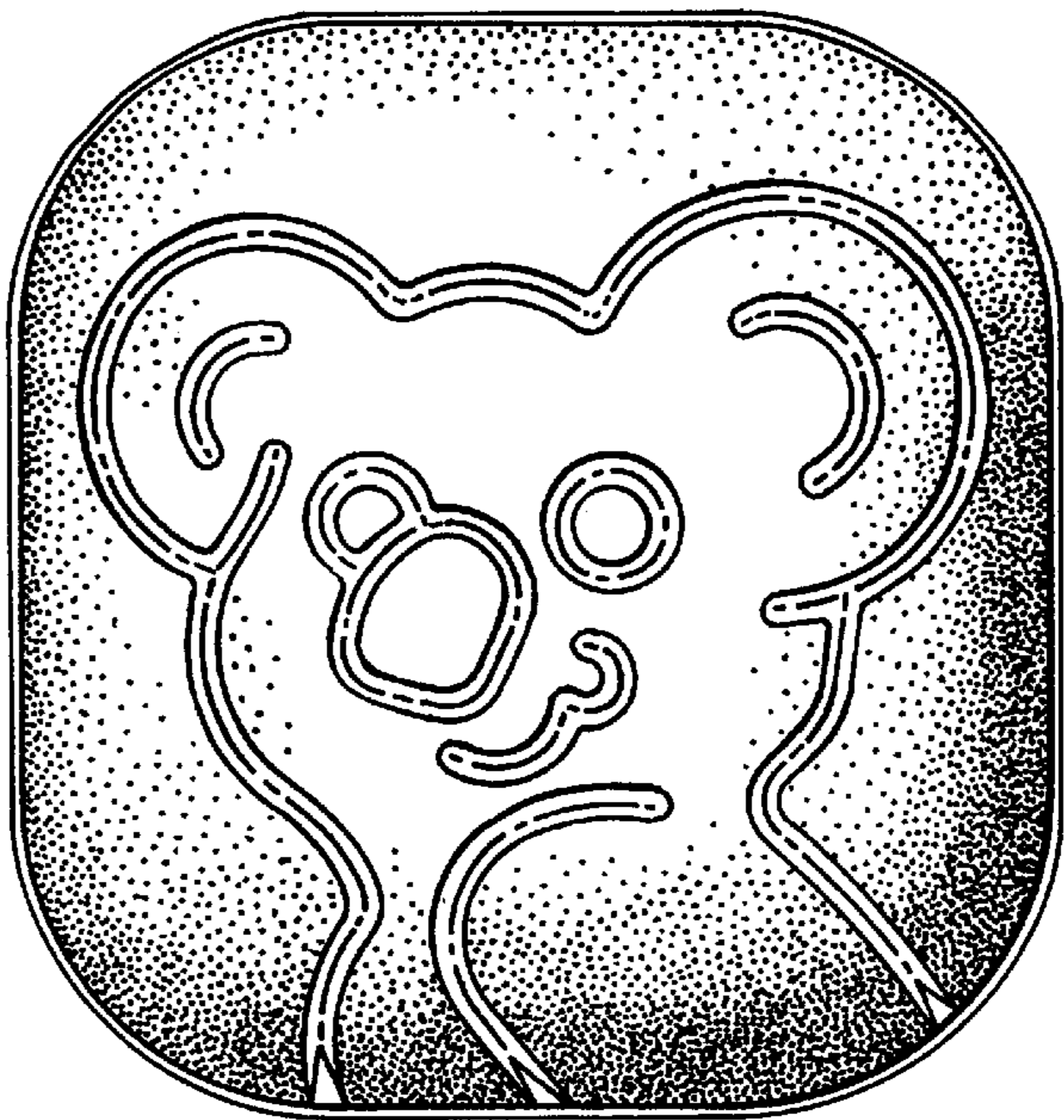


FIG. 3

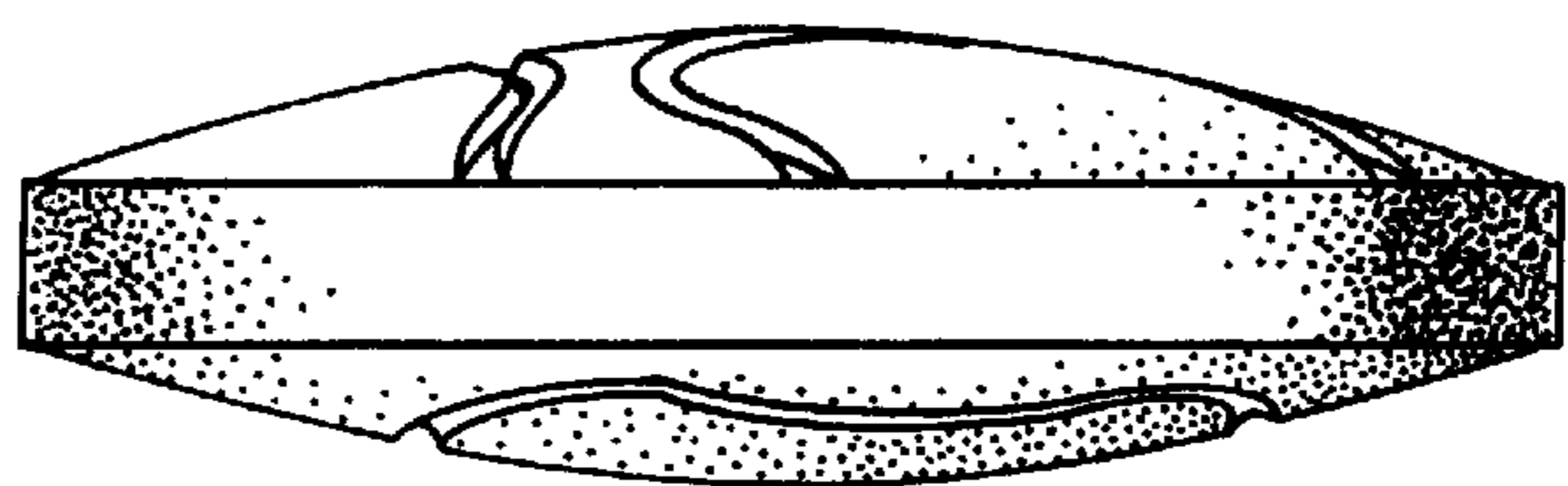


FIG. 4

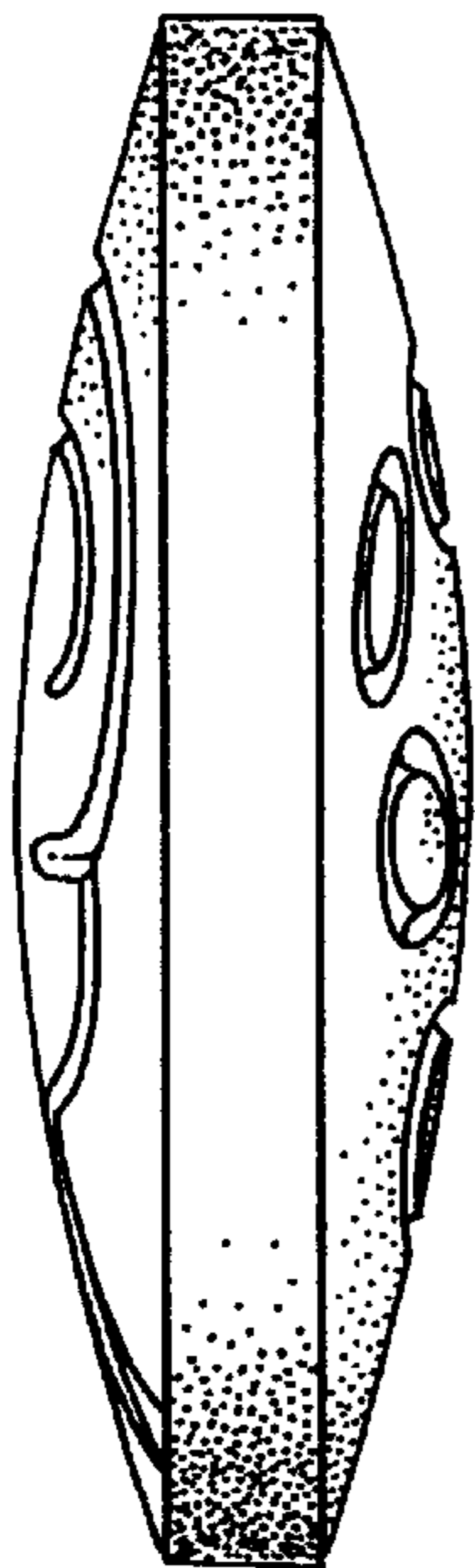


FIG. 5

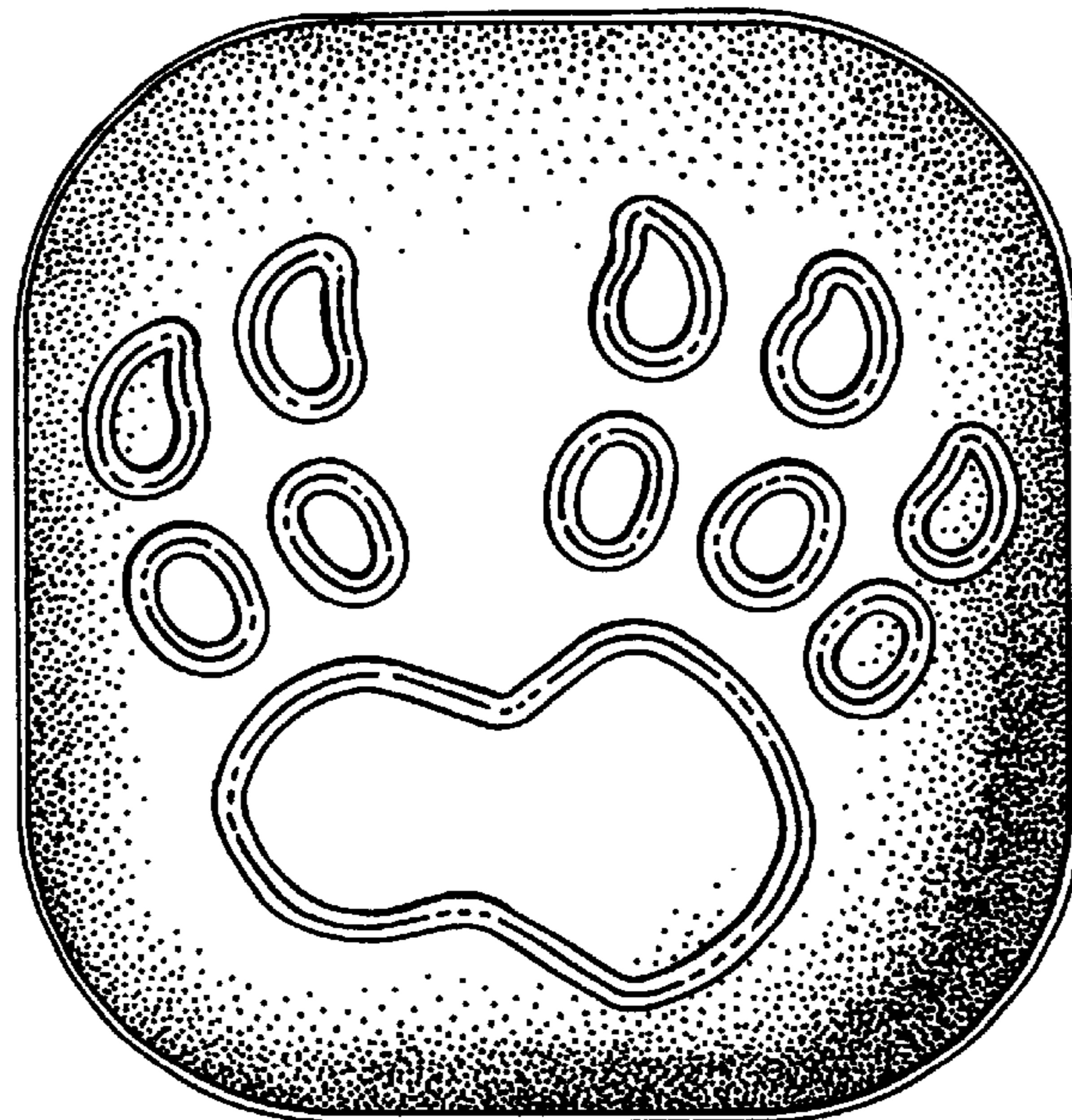


FIG. 6

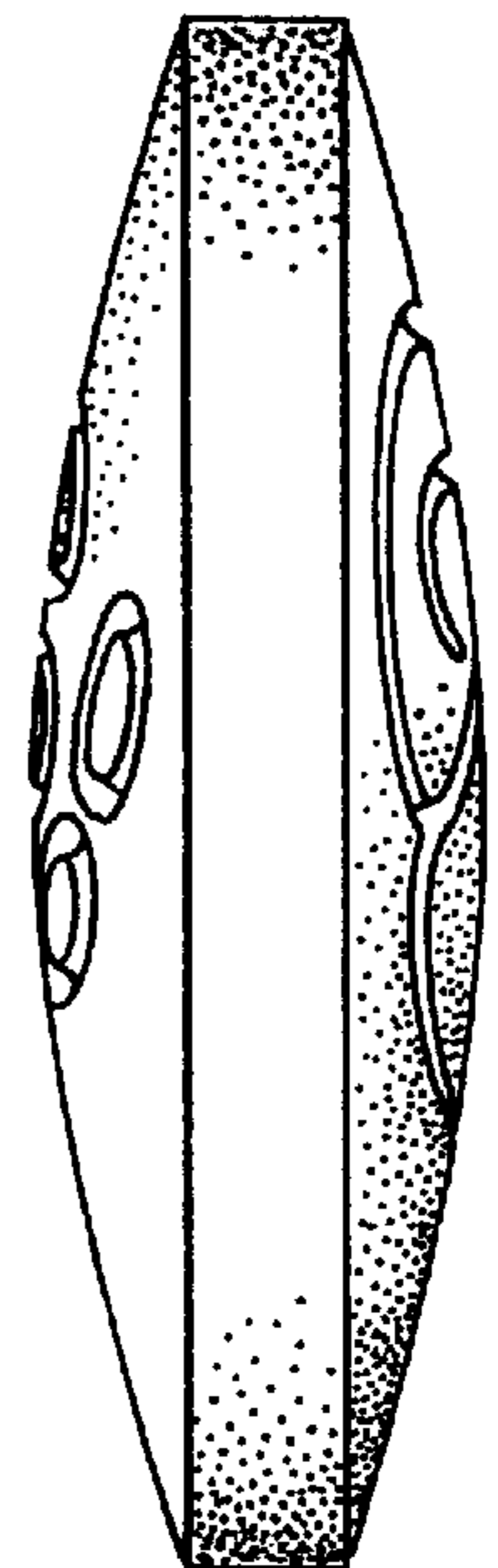


FIG. 7