



US00D432636S

# United States Patent [19]

[11] **Patent Number: Des. 432,636**

**Huot**

[45] **Date of Patent: \*\* Oct. 24, 2000**

[54] **TOILET SEAT LIFT HANDLE**

D. 371,434	7/1996	Ouzounian	.....	D23/309
D. 380,531	7/1997	Rostan-Frenzel	.....	D23/309
D. 391,467	3/1998	Cooke	.....	D8/307
D. 398,041	9/1998	Kitt	.....	D23/311

[76] Inventor: **Jeff D Huot**, 19875 SW. Santee Ct., Tualatin, Oreg. 97062

[\*\*] Term: **14 Years**

*Primary Examiner*—Eric Watterson

[21] Appl. No.: **29/101,884**

[57] **CLAIM**

[22] Filed: **Mar. 12, 1999**

The ornamental design for a toilet seat lift handle, as shown and described.

[51] **LOC (7) Cl.** ..... **23-02**

### DESCRIPTION

[52] **U.S. Cl.** ..... **D23/311**

FIG. 1 is a top plan view of a toilet seat lift handle showing my new design;  
 FIG. 2 is a bottom plan view thereof;  
 FIG. 3 is a cross-sectional view taken along line 3—3 of FIG. 1; and,  
 FIG. 4 is also a bottom plan view thereof, showing attachment to the underside of a toilet seat. The toilet seat and water tank are shown in broken lines for illustrative purposes only and form no part of the claimed design.

[58] **Field of Search** ..... D23/250–254, D23/303–311; D8/300, 305–311; 16/111 R, 114; 4/237–253

### [56] **References Cited**

#### U.S. PATENT DOCUMENTS

D. 308,813	6/1990	Robinson	.....	D8/307
D. 326,599	6/1992	Callahan	.....	D8/307
D. 352,883	11/1994	Elbaz	.....	D8/307
D. 361,369	8/1995	Garner	.....	D23/252

**1 Claim, 1 Drawing Sheet**

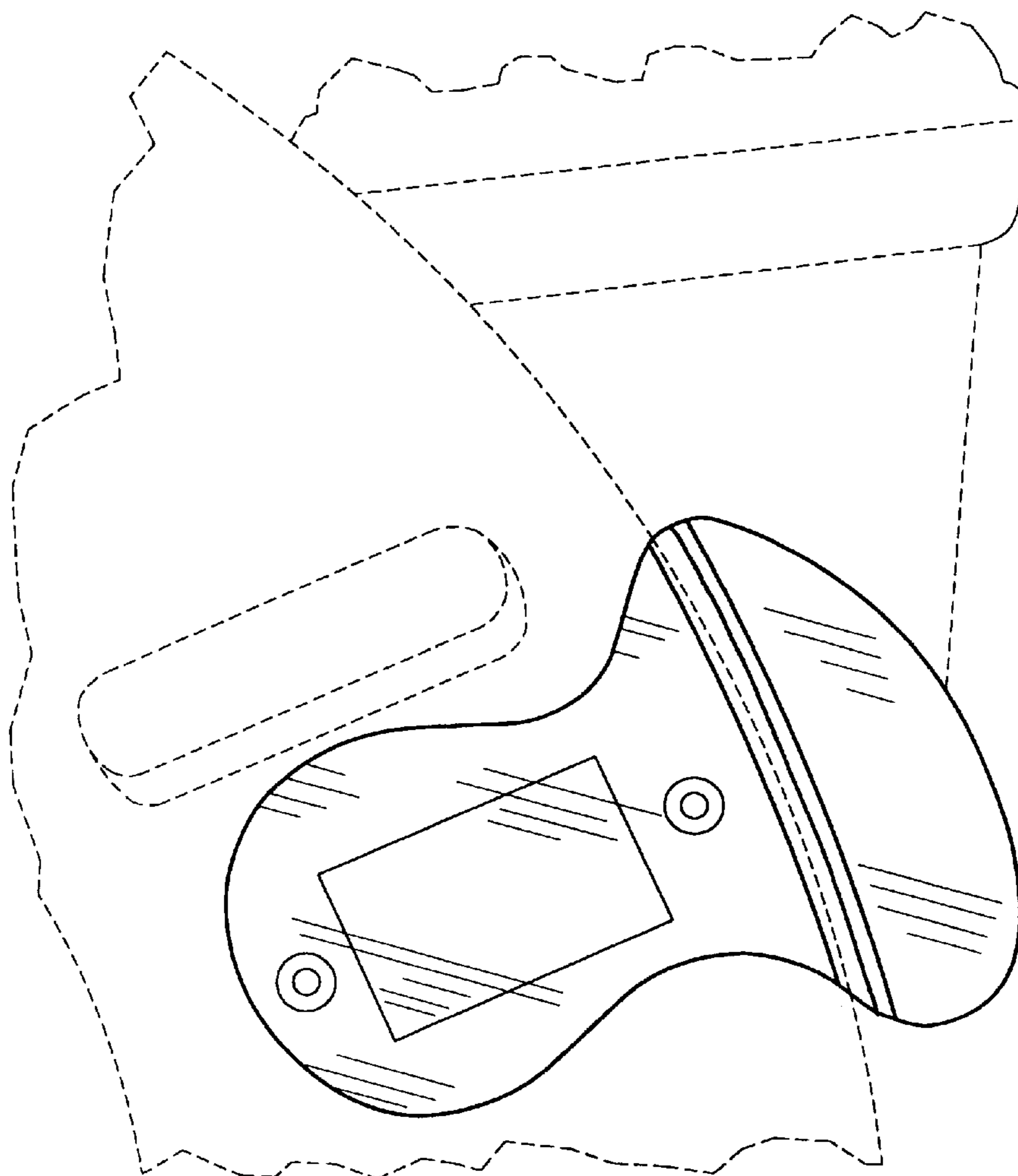


FIG. 1

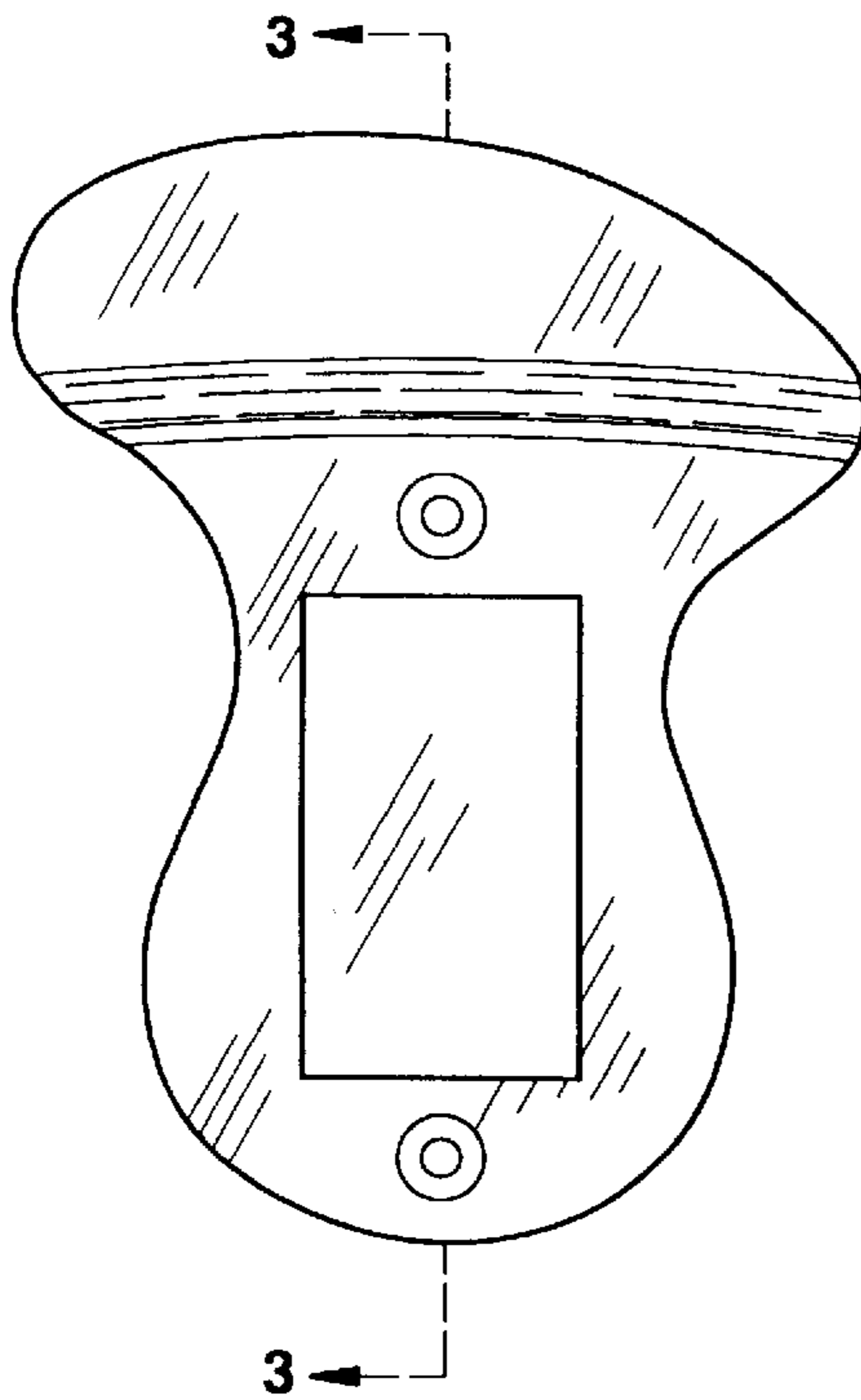


FIG. 2

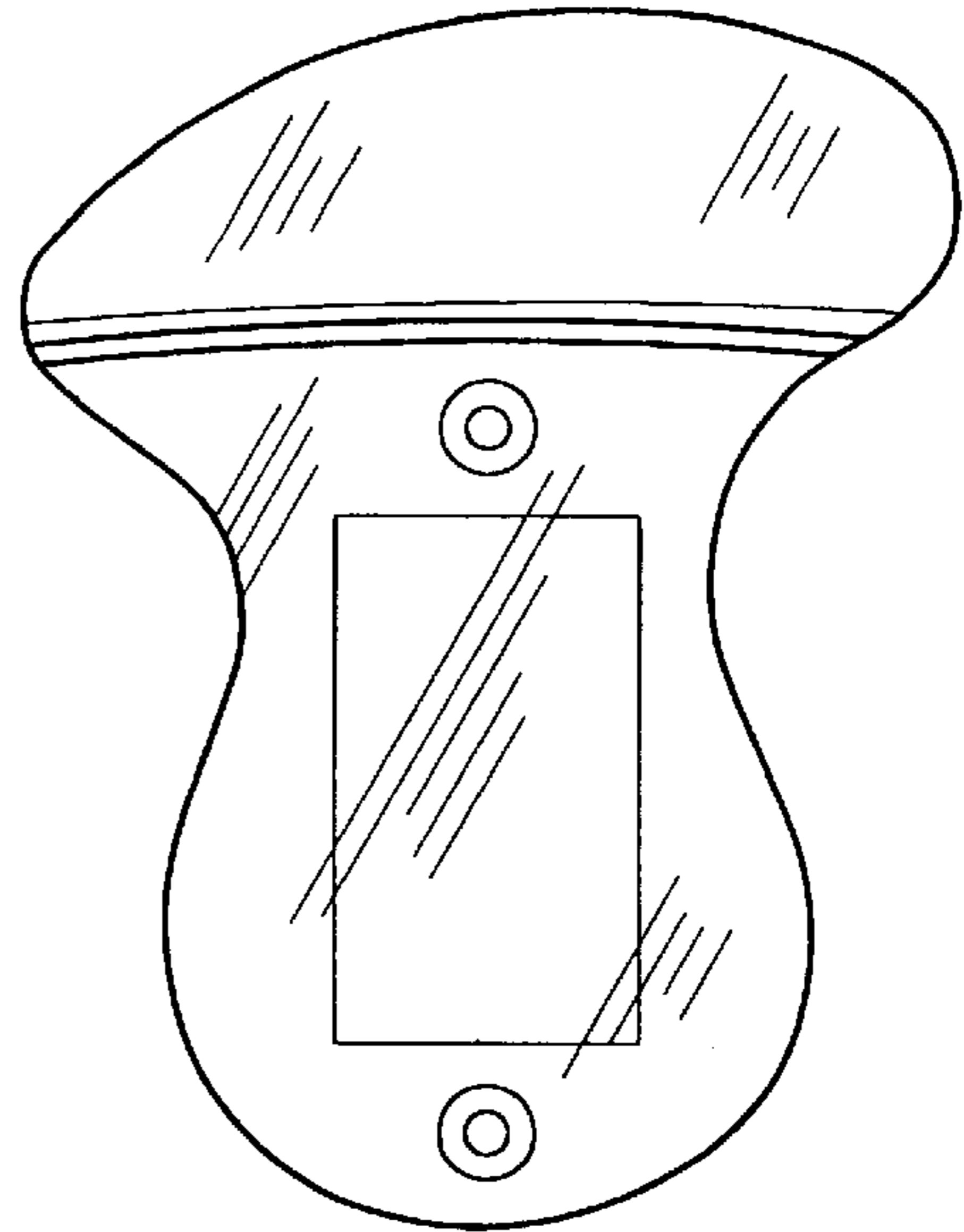


FIG. 3

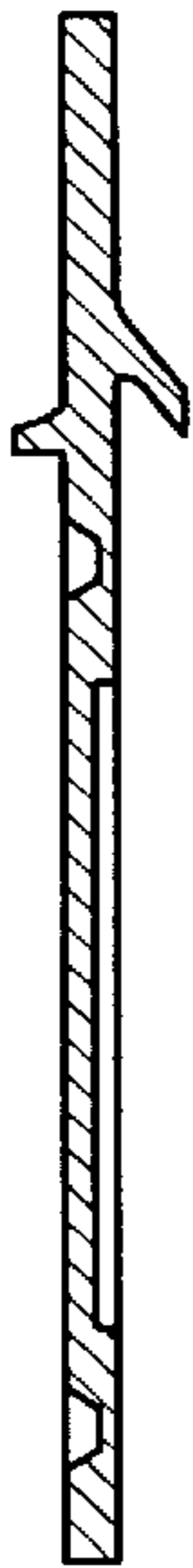


FIG. 4

