



US00D432601S

United States Patent [19]

Savage et al.

[11] Patent Number: **Des. 432,601**

[45] Date of Patent: **** Oct. 24, 2000**

[54] **WEIGHT TRAINING AND TONING DEVICE**

[75] Inventors: **Michael J. Savage**, 15 MacArthur Dr., Millbury, Mass. 01527; **Lev Shulyak**, Worcester, Mass.

[73] Assignee: **Michael J. Savage**, Millbury, Mass.

[**] Term: **14 Years**

[21] Appl. No.: **29/109,275**

[22] Filed: **Aug. 12, 1999**

[51] **LOC (7) Cl.** **21-02**

[52] **U.S. Cl.** **D21/676; D21/690**

[58] **Field of Search** D21/662, 673, D21/674, 675, 676, 690; 482/99, 135, 133, 134, 138

[56] **References Cited**

U.S. PATENT DOCUMENTS

- D. 300,337 3/1989 Brentham D21/676
- D. 321,735 11/1991 Blubaugh D21/673
- D. 326,696 6/1992 Bogaczyk et al. D21/676

- D. 329,672 9/1992 Shieh D21/676
- 2,436,987 3/1948 Bailleaux .
- 2,632,645 3/1953 Barkschat .
- 4,431,181 2/1984 Baswell .
- 4,470,596 9/1984 Desiderio 482/133
- 5,302,161 4/1994 Loubert et al. 482/133
- 5,364,326 11/1994 Smith et al. 482/142
- 5,906,566 5/1999 Whitcomb 482/130

Primary Examiner—Philip S. Hyder
Attorney, Agent, or Firm—Blodgett & Blodgett, P.C.

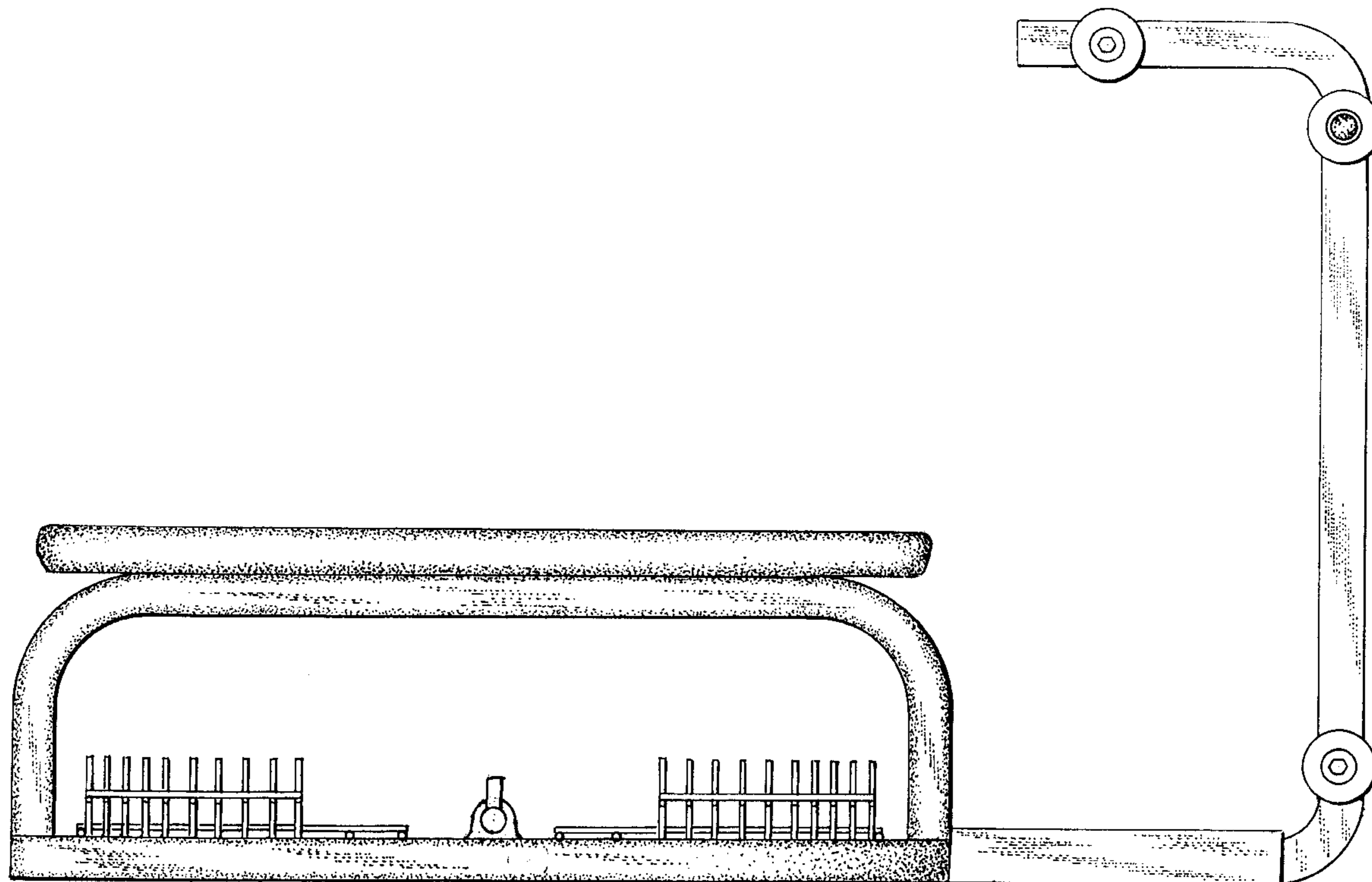
[57] **CLAIM**

We claim the ornamental design for weight training and toning device, as shown and described.

DESCRIPTION

FIG. 1 is a top plan view of a weight training and toning device showing my new design;
FIG. 2 is a bottom plan view thereof;
FIG. 3 is a front elevational view thereof;
FIG. 4 is a rear elevational view thereof;
FIG. 5 is a right side elevational view thereof; and,
FIG. 6 is a left side elevational view thereof.

1 Claim, 4 Drawing Sheets



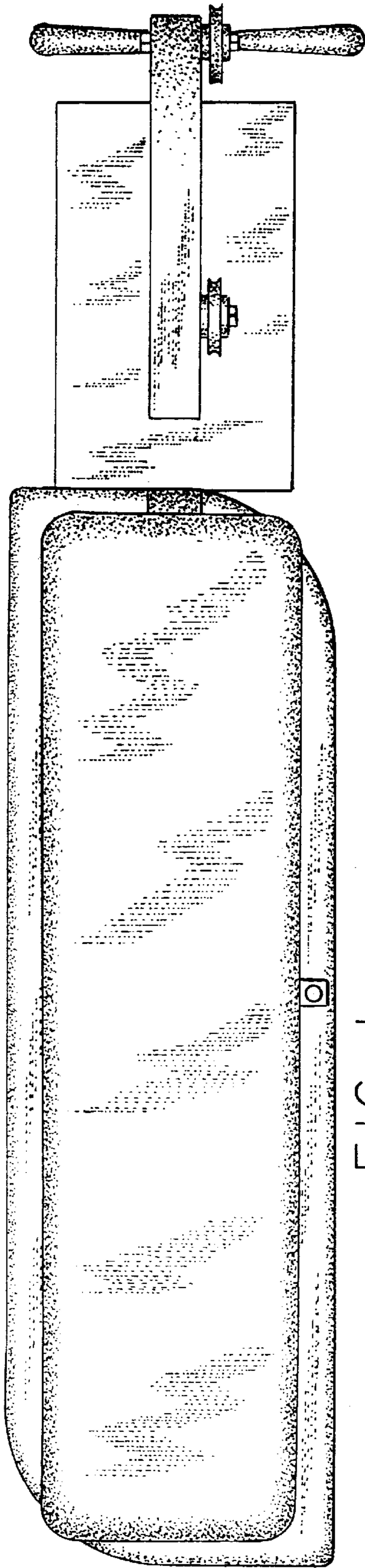


FIG. 1

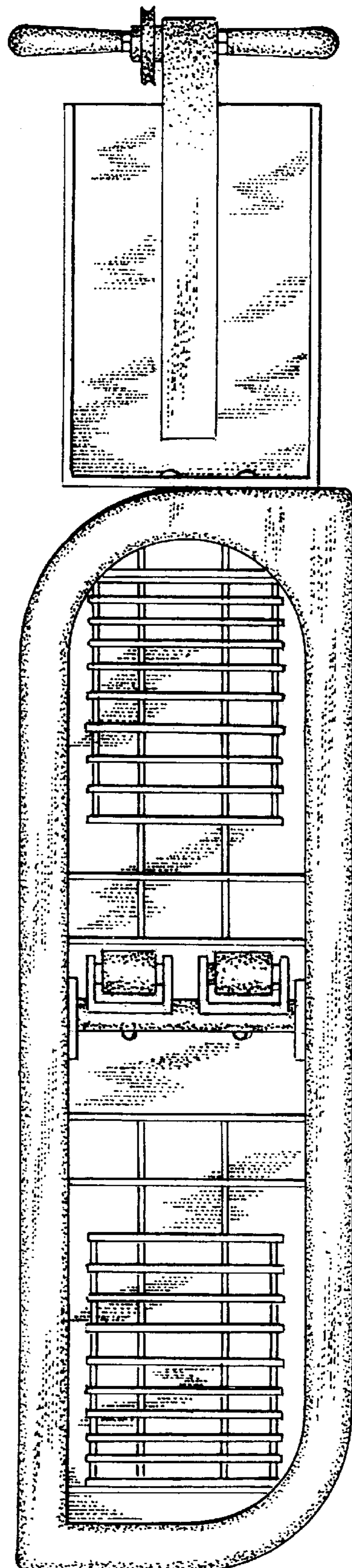


FIG. 2

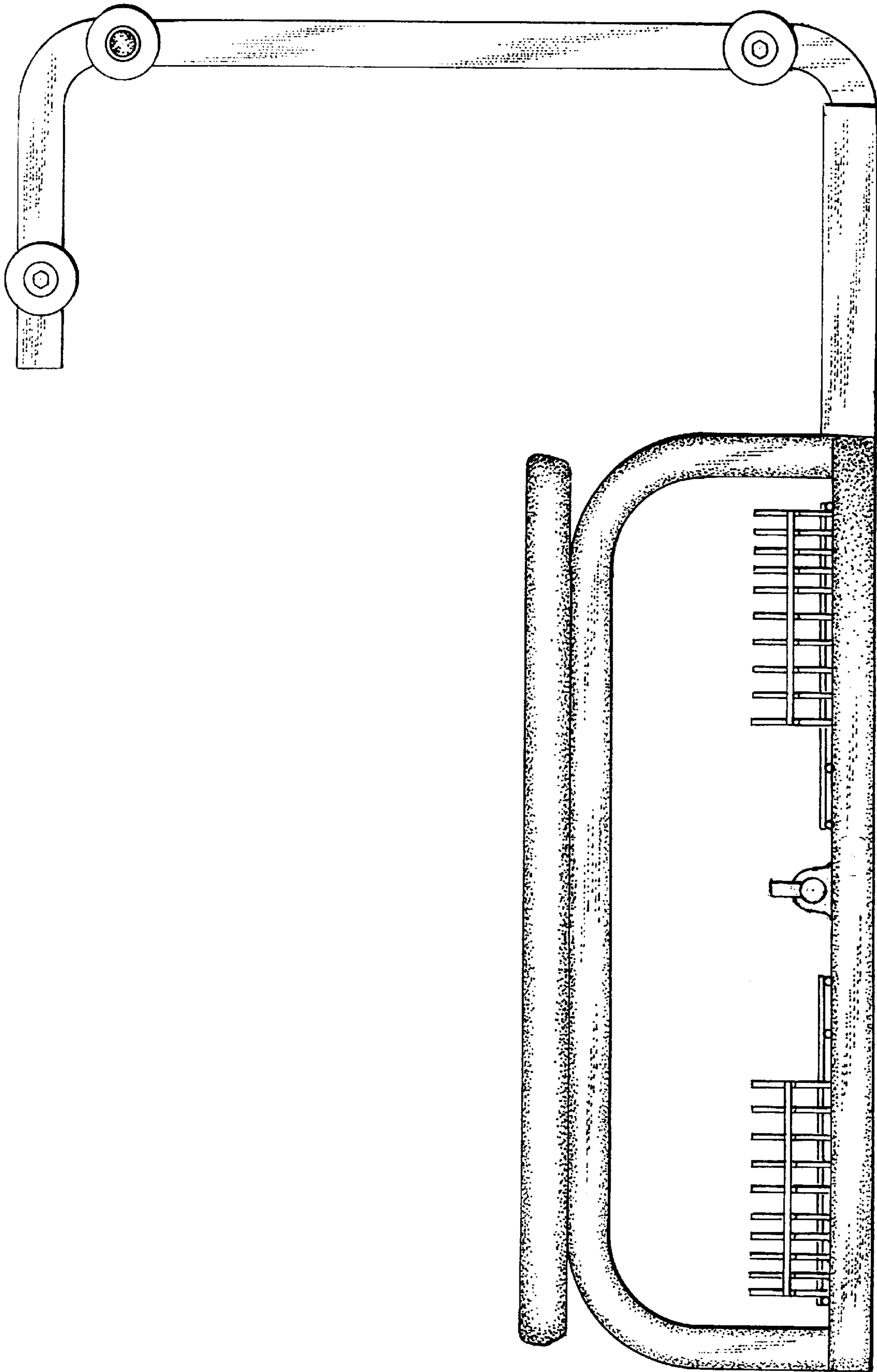


FIG. 3

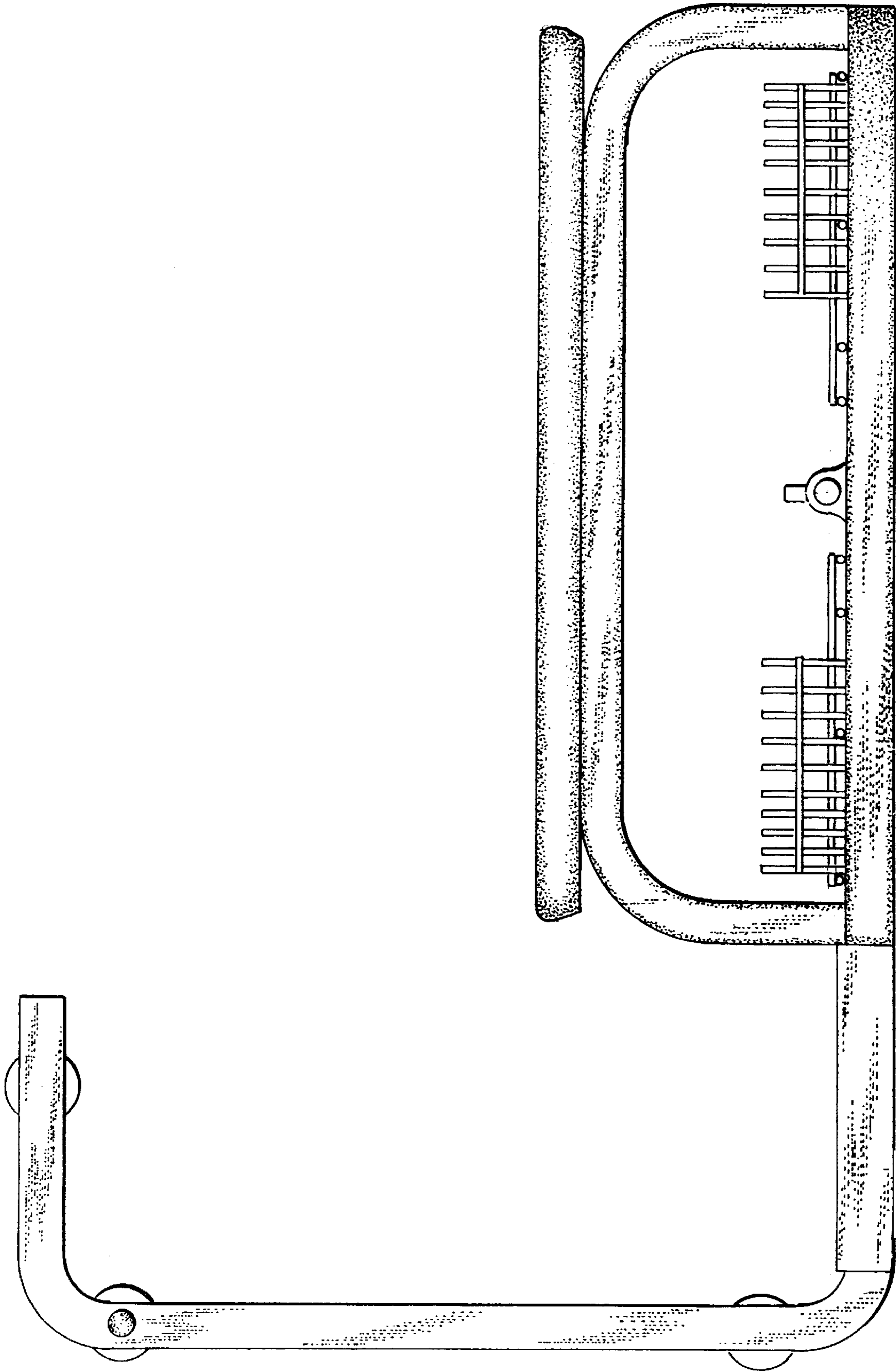


FIG. 4

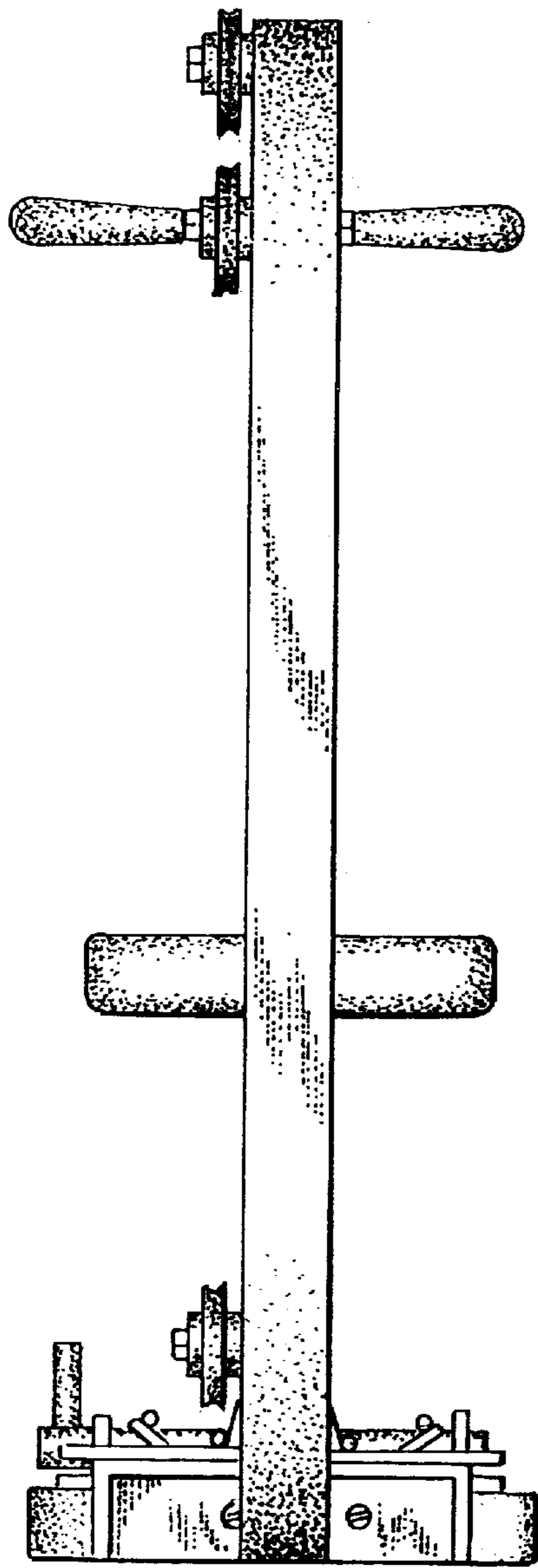


FIG. 5




FIG. 6