



US00D432572S

United States Patent [19]

Aponte-Oeming

[11] Patent Number: **Des. 432,572**

[45] Date of Patent: **** Oct. 24, 2000**

[54] **BINGO DABBER**

[76] Inventor: **Melissa Aponte-Oeming**, 16 Pettyridge Rd., Groveville, N.J. 08620

[**] Term: **14 Years**

[21] Appl. No.: **29/080,725**

[22] Filed: **Dec. 15, 1997**

[51] **LOC (7) Cl.** **19-06**

[52] **U.S. Cl.** **D19/51**

[58] **Field of Search** D19/35, 36, 41-51, D19/53-58, 81-85; D9/338; 401/52, 118, 195, 23, 199, 200, 207; 273/148 R; 101/405, 379, 373; D18/34, 15

[56] **References Cited**

U.S. PATENT DOCUMENTS

- D. 316,880 5/1991 Conlan D19/51
- D. 326,118 5/1992 Black D19/46 X
- D. 334,399 3/1993 Ziegler D18/15
- D. 345,376 3/1994 Underwood, Jr. D19/48

- 1,524,202 1/1925 Nottingham 401/52
- 2,225,540 2/1940 Tainton 401/200
- 2,633,799 4/1953 Brown, Jr. 101/379
- 3,266,079 8/1966 Schwartzman 401/202
- 3,436,163 4/1969 Calabrese et al. 273/148 R
- 5,419,592 5/1995 Stuart 101/405 X

Primary Examiner—Martie K. Holtje



[57] **CLAIM**

The ornamental design for a bingo dabber, as shown and described.

DESCRIPTION

FIG. 1 is a front elevational view of the bingo dabber showing my new design;
 FIG. 2 is a rear elevational view thereof;
 FIG. 3 is a right side view thereof;
 FIG. 4 is a left side view thereof;
 FIG. 5 is a top plan view thereof, the dotted line showing of the reverse letters WIN being for illustrative purposes only and forming no part of the claimed design; and,
 FIG. 6 is a bottom plan view thereof.

1 Claim, 3 Drawing Sheets






Fig. 1




Fig. 2




Fig. 3




Fig. 4




Fig. 5

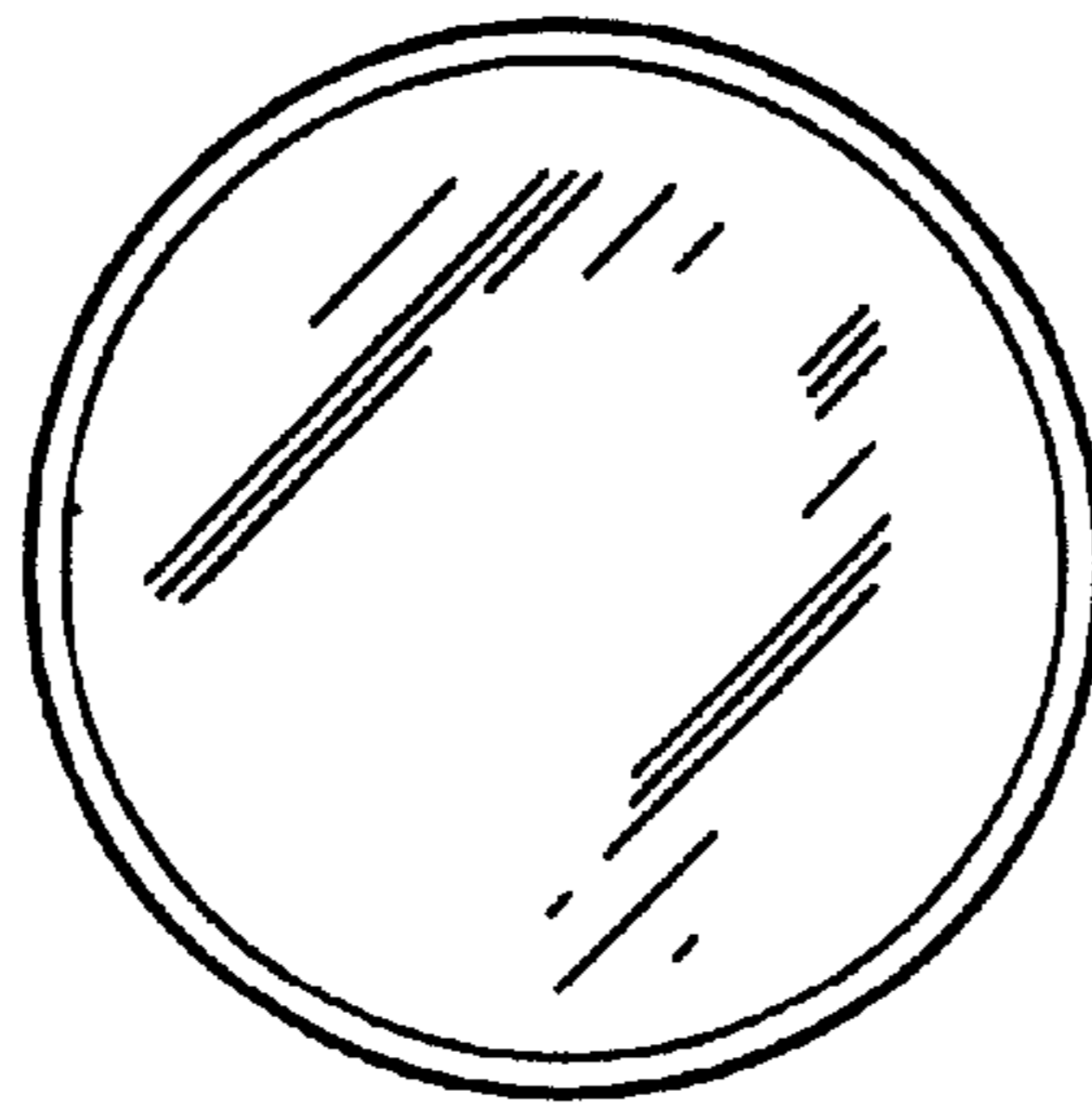


Fig. 6