

US00D432560S

# United States Patent [19] Endrulat

[11] Patent Number: **Des. 432,560**

[45] Date of Patent: **\*\* Oct. 24, 2000**

[54] SCORE BANK

5,384,561 1/1995 Smith ..... D18/7 X

[76] Inventor: **Dean Endrulat**, 2092 490th St., Ireton,  
Iowa 51027

*Primary Examiner*—Caron D. Veynar

[\*\*] Term: **14 Years**

[57] **CLAIM**

The ornamental design for a score bank, as shown and described.

[21] Appl. No.: **29/116,159**

[22] Filed: **Dec. 28, 1999**

### DESCRIPTION

[51] LOC (7) Cl. .... **18-01**

[52] U.S. Cl. .... **D18/7**

[58] Field of Search ..... D18/1, 2, 6, 7,  
D18/11; 235/61 R, 61 A; 364/706-710,  
411; 340/323 R; D19/59, 60

FIG. 1 is a front elevational view of the score bank of the present invention;

FIG. 2 is a rear elevational view of the score bank of FIG. 1;

FIG. 3 is a left side elevational view of the score bank of FIG. 1;

FIG. 4 is a right side elevational view of the score bank of FIG. 1;

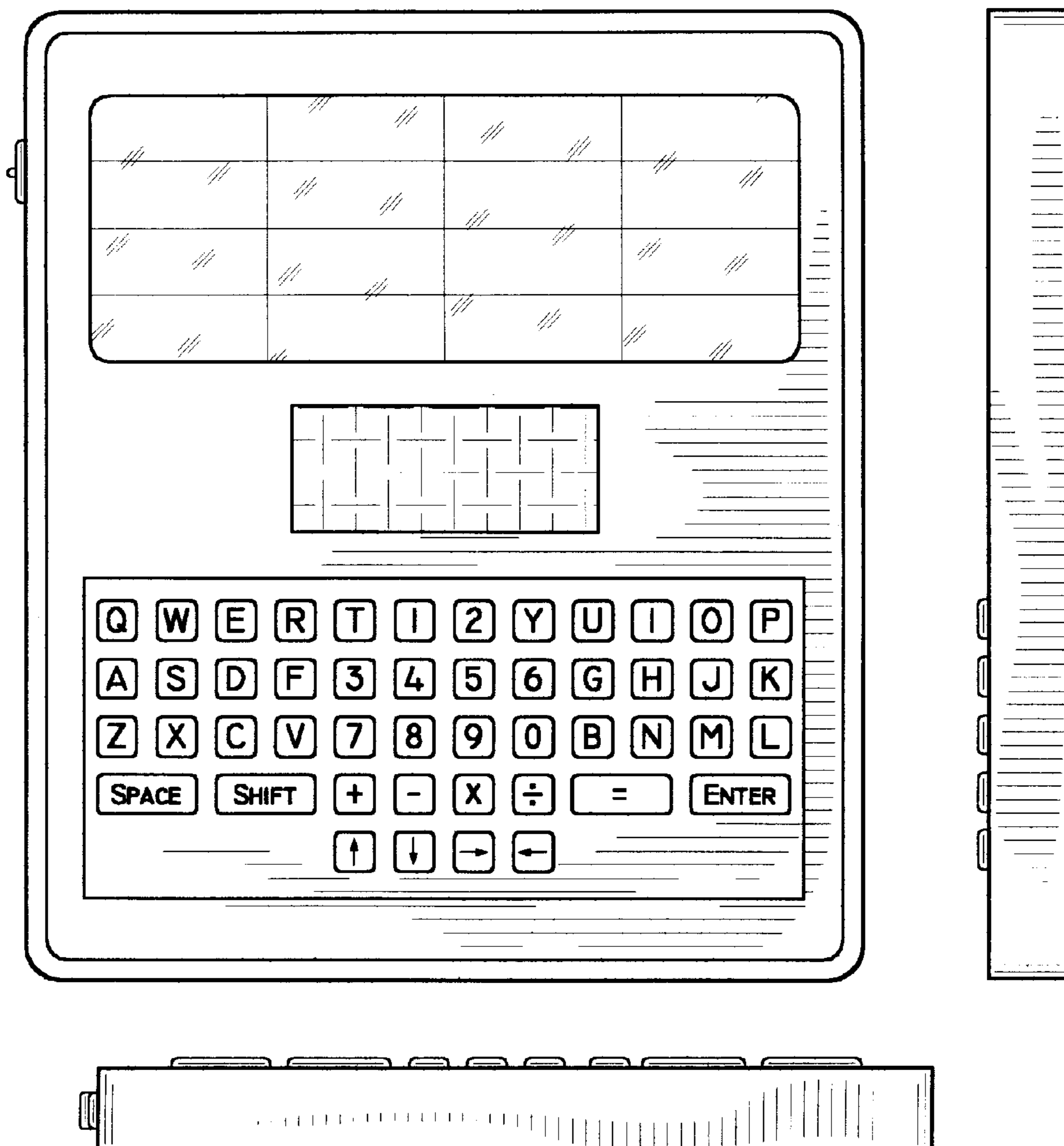
FIG. 5 is a top plan view of the score bank of FIG. 1; and,  
FIG. 6 is a bottom plan view of the score bank of FIG. 1.


[56] **References Cited**

#### U.S. PATENT DOCUMENTS


- D. 320,223 9/1991 Taylor ..... D18/7
- D. 362,013 9/1995 Benjamin ..... D18/7

**1 Claim, 2 Drawing Sheets**






*Fig. 1*



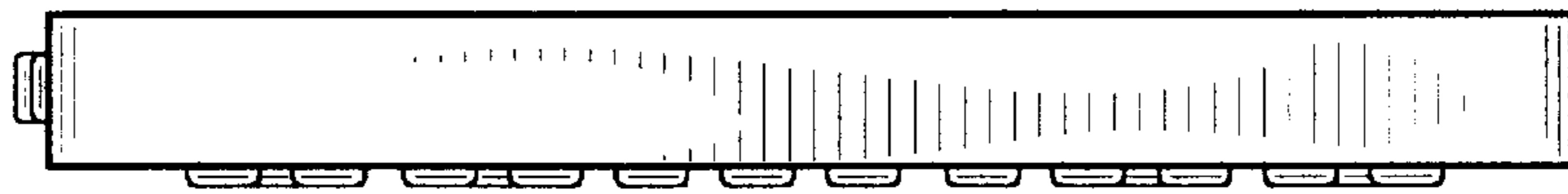
*Fig. 2*



*Fig. 3*



*Fig. 4*



*Fig. 5*



*Fig. 6*