



US00D432551S

# United States Patent [19] Lüke

[11] **Patent Number: Des. 432,551**

[45] **Date of Patent: \*\* Oct. 24, 2000**

[54] **DRIVE FOR MOVING THE GATE OF A GARAGE**

[75] Inventor: **Wilfried Lüke**, Holte-Stukenbrock, Germany

[73] Assignee: **Marantec Antriebs-und Steuerungstechnik GmbH & Co. KG**, Marienfeld, Germany

[\*\*] Term: **14 Years**

[21] Appl. No.: **29/105,986**

[22] Filed: **Jun. 8, 1999**

[30] **Foreign Application Priority Data**

Dec. 8, 1998 [DE] Germany ..... 498 12 153

[51] **LOC (7) Cl.** ..... **15-99**

[52] **U.S. Cl.** ..... **D15/199**

[58] **Field of Search** ..... D15/148, 149, D15/199; 49/199, 280, 26, 139, 362; 224/282, 311; 296/37.7, 37.8; 318/16; 455/99

[56] **References Cited**

**U.S. PATENT DOCUMENTS**

D. 402,300 12/1998 Doppelt et al. .... D15/199

*Primary Examiner*—Antoine Duval Davis  
*Attorney, Agent, or Firm*—Jacobson, Price, Holman & Stern, PLLC

[57] **CLAIM**

The ornamental design for a drive for moving the gate of a garage, as shown and described.

**DESCRIPTION**

FIG. 1 is a front perspective view showing my new design for a drive for moving the gate of a garage,

FIG. 2 is a rear perspective view thereof;

FIG. 3 is a top plan view thereof;

FIG. 4 is a front view thereof, the rear view being a mirror image;

FIG. 5 is a left side view thereof;

FIG. 6 is a right side view thereof; and,

FIG. 7 is a bottom view thereof.

**1 Claim, 4 Drawing Sheets**





FIG. 1




FIG. 2






FIG. 3




FIG. 4






FIG. 5




FIG. 6






FIG. 7

