



US00D432536S

United States Patent [19]

Kleinheksel et al.

[11] Patent Number: Des. 432,536

[45] Date of Patent: ** Oct. 24, 2000

[54] PORTAL DEVICE

[75] Inventors: Brent Michael Kleinheksel, Durham; David Louis Kaminsky, Chapel Hill; David Mark Ogle, Cary; Gregory Reasoner DeKoenigsberg, Zebulon, all of N.C.; Kenneth Glenn Mages, Highland Park, Ill.; Chun-Wen Lai, Cary, N.C.

[73] Assignee: Planetportal.com, Inc., Durham, N.C.

[**] Term: 14 Years

[21] Appl. No.: 29/111,276

[22] Filed: Sep. 23, 1999

[51] LOC (7) Cl. 14-02

[52] U.S. Cl. D14/346

[58] Field of Search D14/385, 387, D14/342, 345, 346, 341; D18/1, 7; 235/145 A, 145 R; 345/156, 168, 169, 172, 173; 341/22, 23; 364/708.1; 349/12; 178/18.03, 18.08

[56] References Cited

U.S. PATENT DOCUMENTS

D. 303,112 8/1989 Desrochers D14/346

D. 307,890 5/1990 Kim D14/346
D. 364,391 11/1995 Drugge D14/345
D. 370,213 5/1996 Iwamoto et al. D14/387
D. 389,814 1/1998 Iwamoto et al. D14/345
D. 405,771 2/1999 Nachinson et al. .

Primary Examiner—Freda Nunn
Attorney, Agent, or Firm—Jenkins & Wilson, P.A.

[57] CLAIM

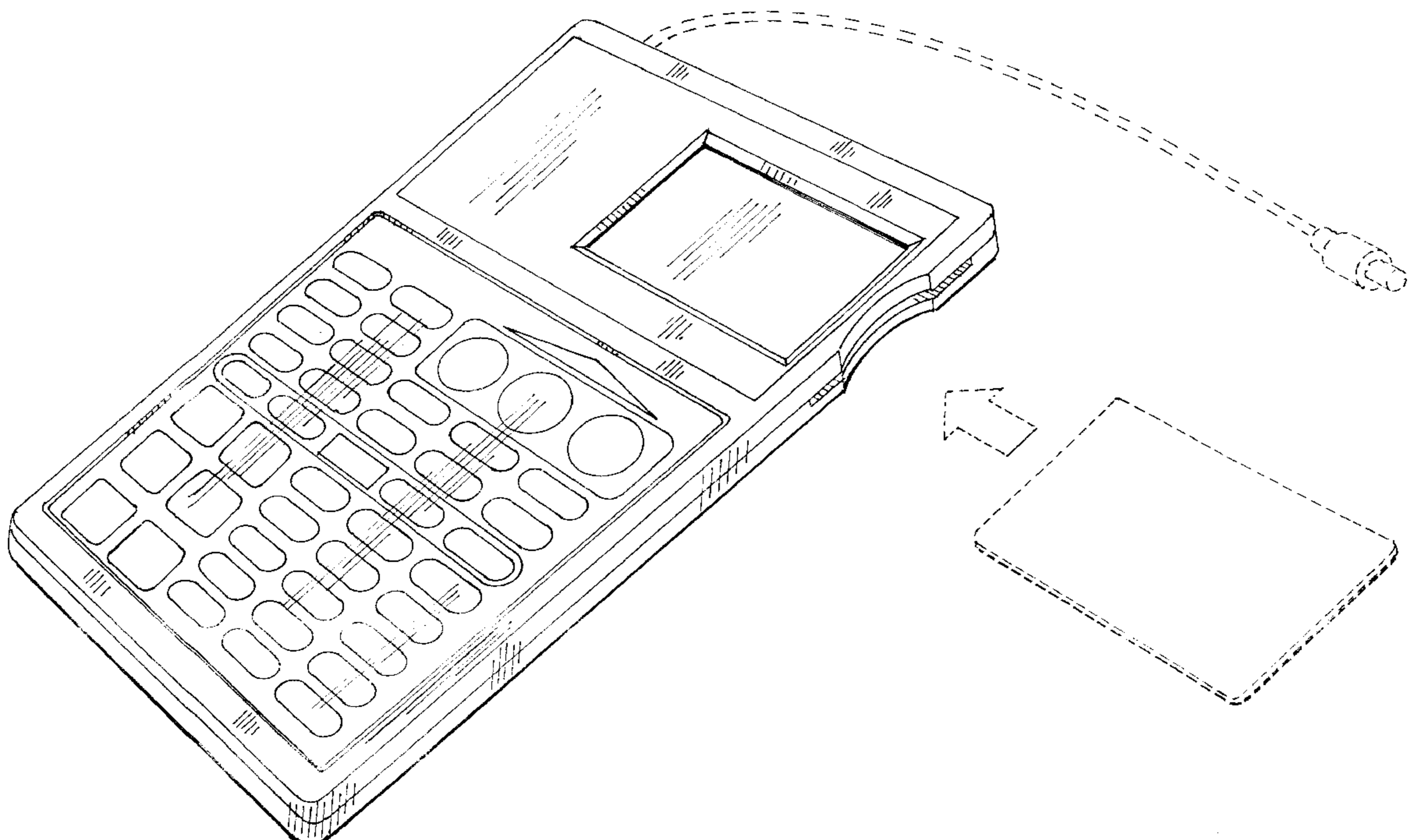
The ornamental design for a portal device, as shown and described.

DESCRIPTION

FIG. 1 is a top perspective view of the portal device of the present invention;
FIG. 2 is a top view of the portal device of FIG. 1;
FIG. 3 is a rear view of the portal device of FIG. 1;
FIG. 4 is a front view in elevation of the portal device of FIG. 1;
FIG. 5 is a right side view in elevation of the portal device of FIG. 1;
FIG. 6 is a bottom view of the portal device of FIG. 1; and,
FIG. 7 is a left side view in elevation of the portal device illustrated in FIG. 1.

The broken lines are shown in FIG. 1 for illustrative purposes only and form no part of the claimed design.

1 Claim, 4 Drawing Sheets



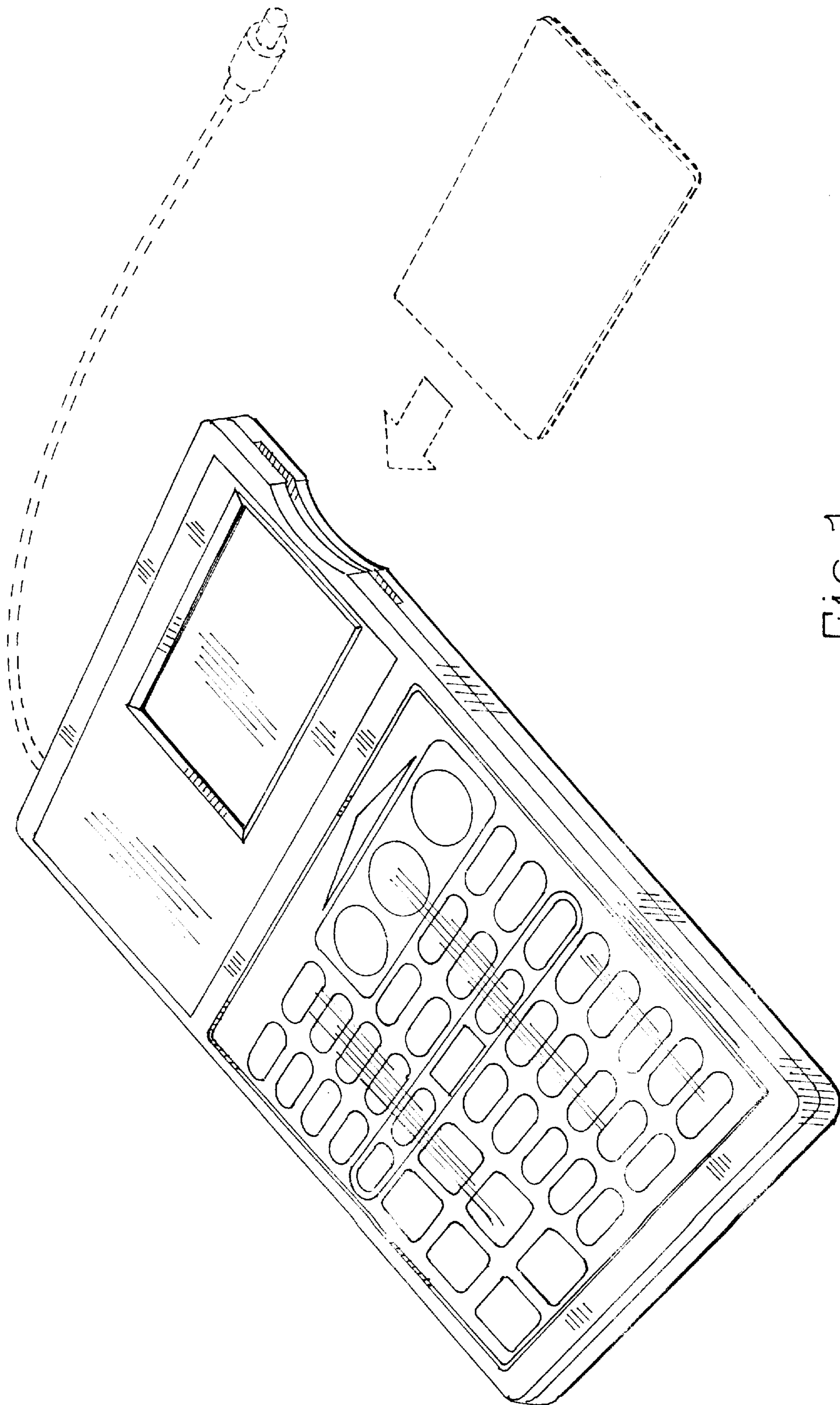


FIG.1

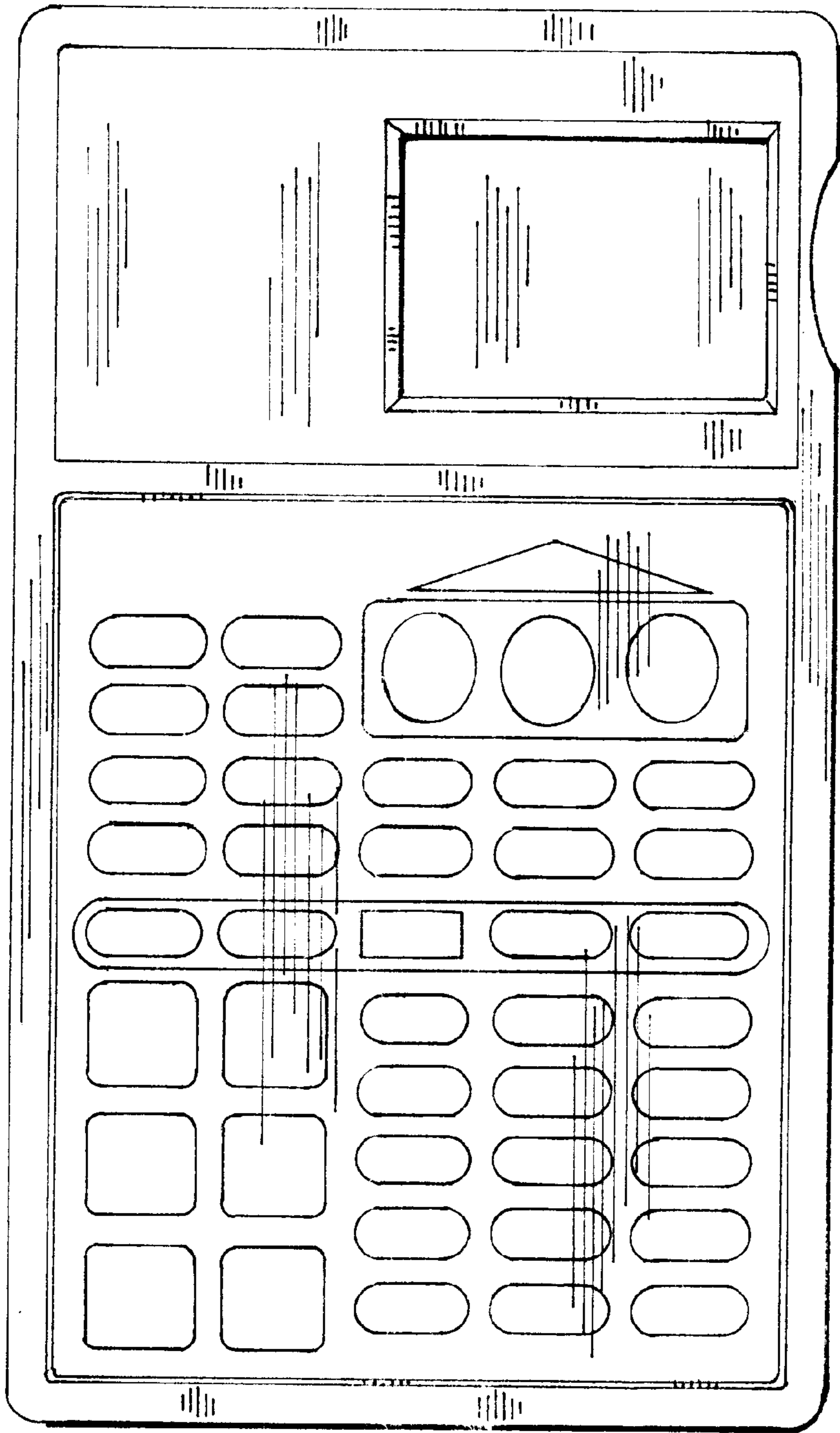


Fig. 2




FIG. 3

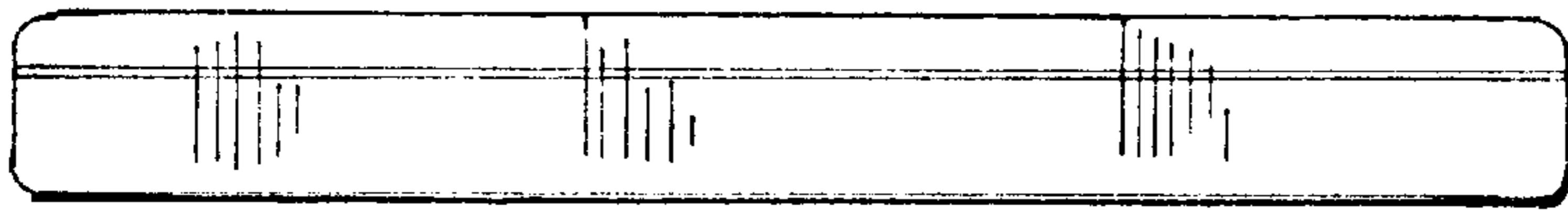


FIG. 4




FIG. 5




FIG. 6

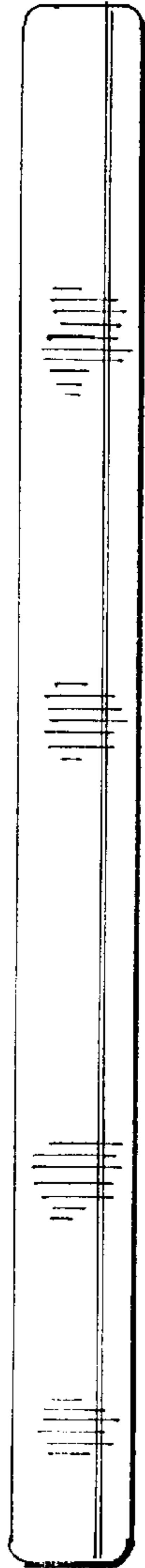


FIG. 7