



US00D432510S

United States Patent [19] Hyun

[11] Patent Number: **Des. 432,510**

[45] Date of Patent: **** *Oct. 24, 2000**

[54] **CELLULAR PHONE**

[75] Inventor: **Sang Min Hyun**, Kyungki-do, Rep. of Korea

[73] Assignee: **Samsung Electronics, Co., Ltd.**, Suwon, Rep. of Korea

[*] Notice: This patent is subject to a terminal disclaimer.

[**] Term: **14 Years**

[21] Appl. No.: **29/114,295**

[22] Filed: **Nov. 19, 1999**

[51] **LOC (7) Cl.** **14-03**

[52] **U.S. Cl.** **D14/138**

[58] **Field of Search** D14/137, 138, D14/147-148, 247-248, 250, 240, 140-142; 379/433, 434, 419, 420, 428, 440; 455/550-575, 90

D. 406,586	3/1999	Nagele et al.	D14/138
D. 408,030	4/1999	Richards et al.	D14/138
D. 408,402	4/1999	Shimelfarb et al.	D14/138
D. 415,152	10/1999	Koo	D14/138
D. 419,155	1/2000	Nagele et al.	D14/138
5,815,570	9/1998	Hannon et al.	379/428
5,857,148	1/1999	Weissappel et al.	455/90
5,933,330	8/1999	Beutler et al.	379/433 X
5,953,413	9/1999	Peyer et al.	379/433
5,987,122	11/1999	Daffara et al.	379/433
5,999,832	12/1999	Vannatta et al.	455/575
6,011,699	1/2000	Murray et al.	455/575 X

FOREIGN PATENT DOCUMENTS

848974	10/1992	Japan .
849173	10/1992	Japan .

Primary Examiner—Jeffrey Asch
Attorney, Agent, or Firm—Knobbe, Martens, Olson & Bear, LLP

[57] CLAIM

The ornamental design for a cellular phone, as shown.

DESCRIPTION

FIG. 1 is a perspective view of a cellular phone showing my new design;
FIG. 2 is a front elevational view thereof;
FIG. 3 is a rear elevational view thereof;
FIG. 4 is a top plan view thereof;
FIG. 5 is a bottom plan view thereof;
FIG. 6 is a left side elevational view thereof; and,
FIG. 7 is a right side elevational view thereof.

1 Claim, 2 Drawing Sheets

[56] References Cited

U.S. PATENT DOCUMENTS

D. 345,158	3/1994	Namba et al.	D14/138
D. 346,164	4/1994	Shirakawa et al.	D14/138
D. 359,734	6/1995	Nagele et al.	D14/138
D. 369,598	5/1996	Nagele et al.	D14/138
D. 371,126	6/1996	Bro	D14/138
D. 385,873	11/1997	Nagele et al.	D14/138
D. 393,856	4/1998	Lee et al.	D14/138
D. 405,081	2/1999	Nagele et al.	D14/138

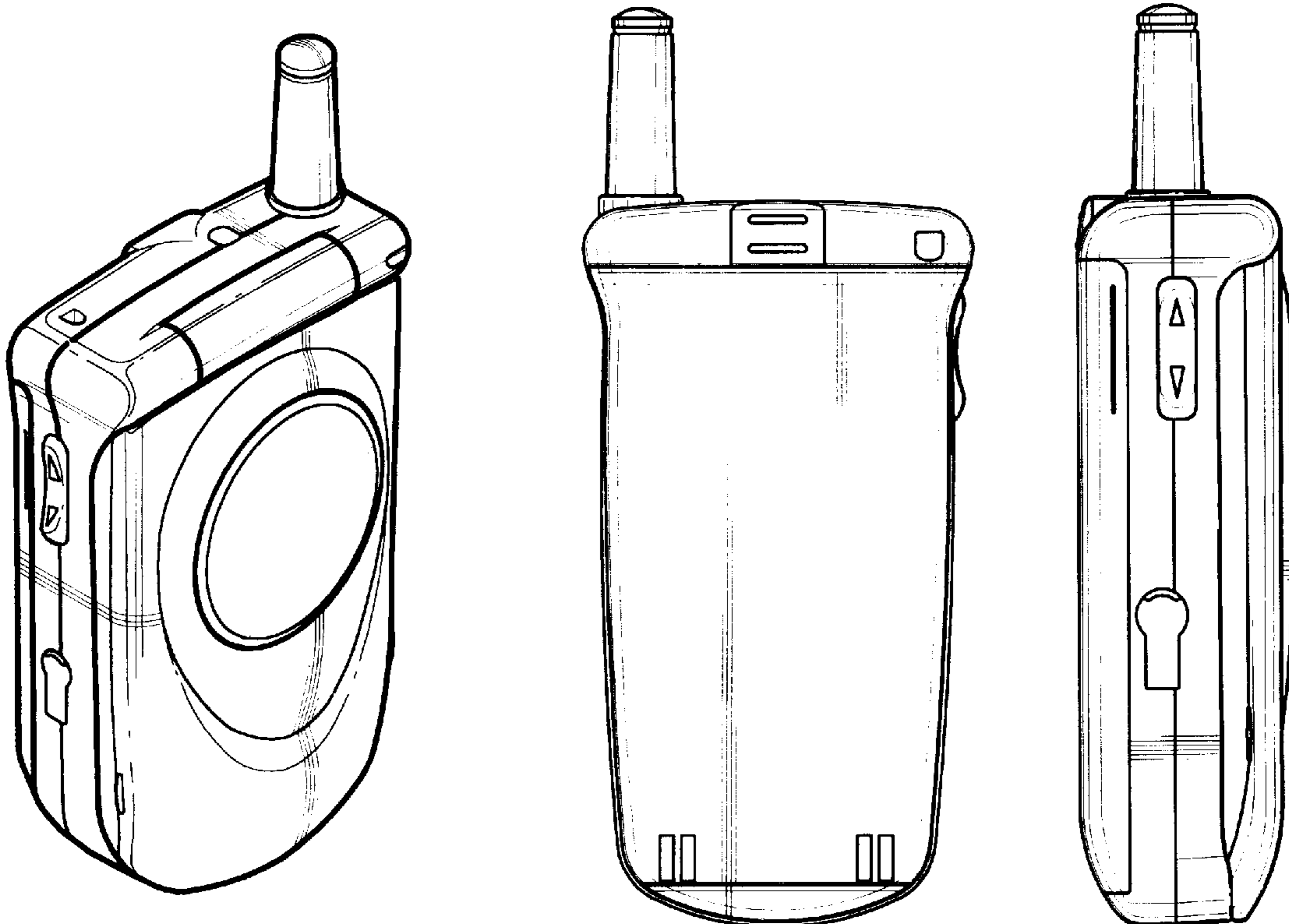


FIG. 1




FIG. 3




FIG. 2

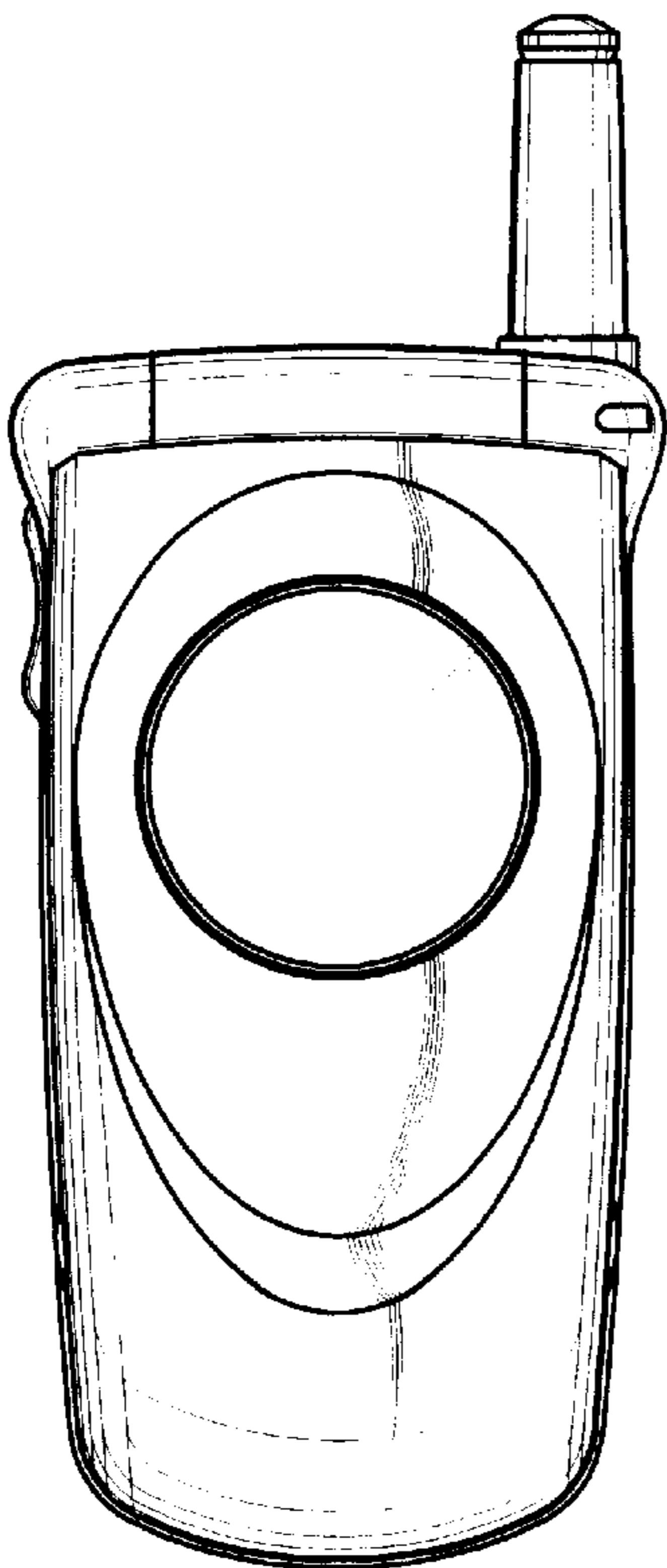


FIG. 4

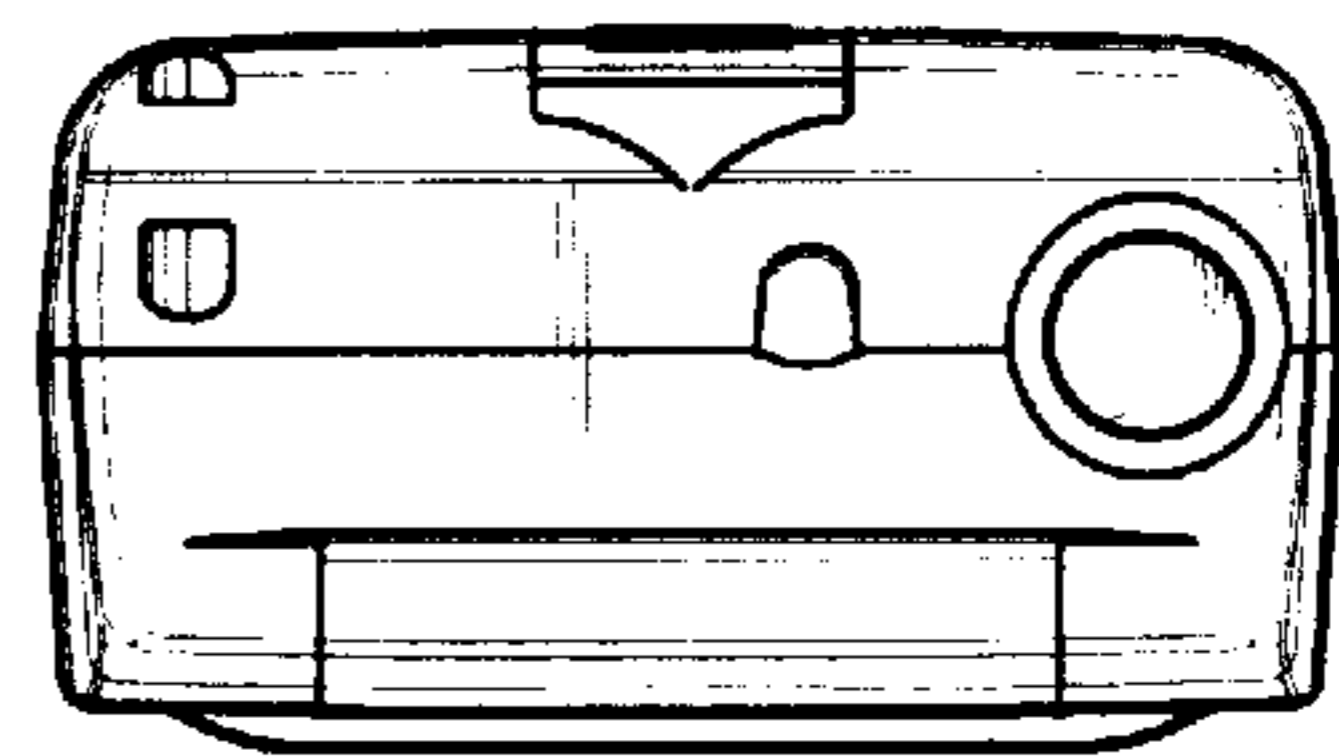


FIG. 5

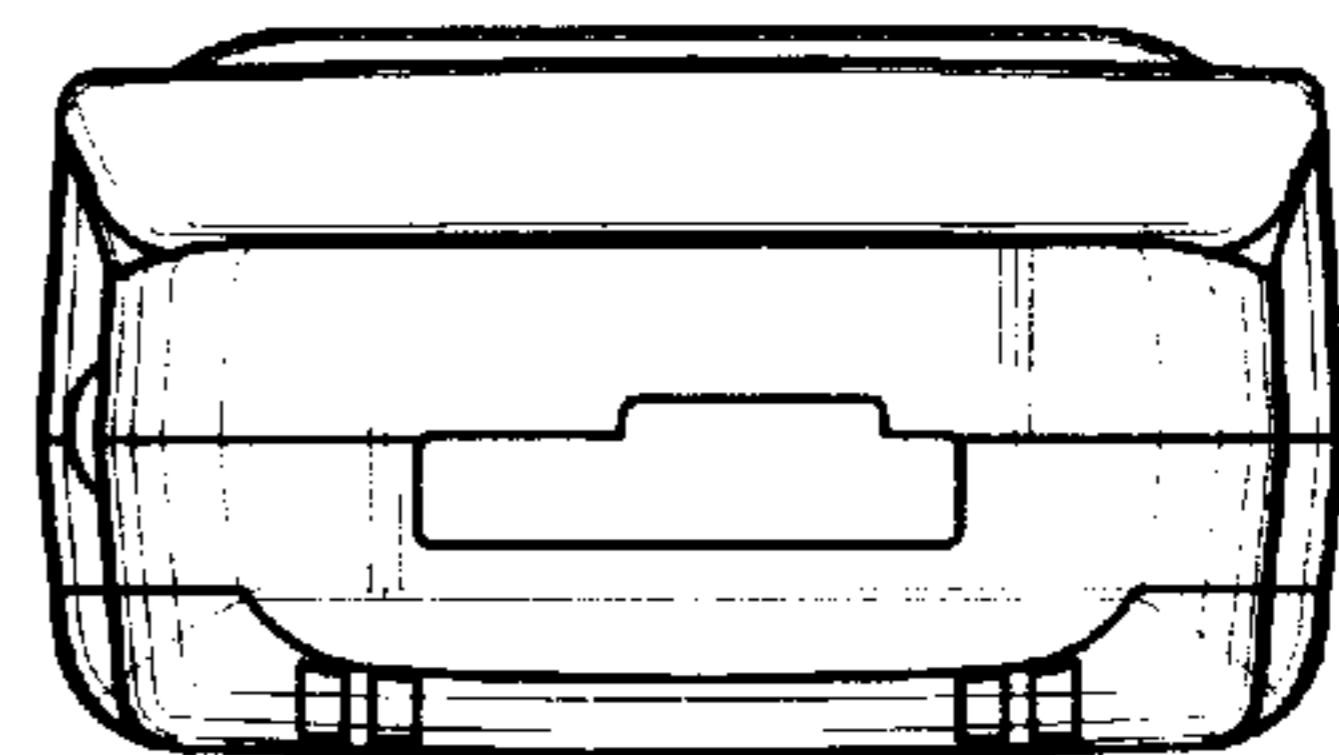


FIG.6

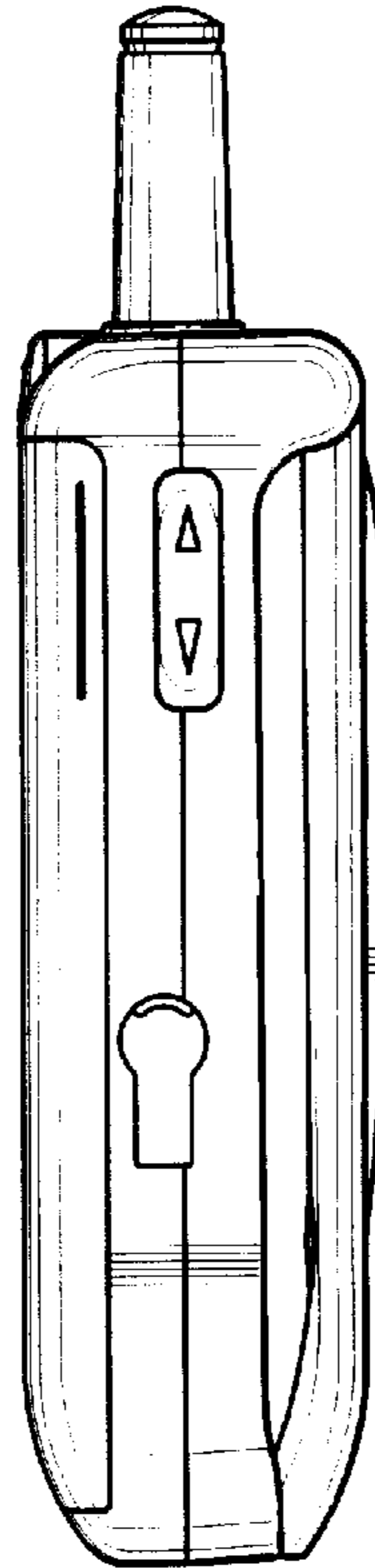


FIG.7

