



US00D432493S

**United States Patent** [19]  
**Killebrew et al.**

[11] **Patent Number: Des. 432,493**

[45] **Date of Patent: \*\* Oct. 24, 2000**

[54] **BATTERY PACK CASING**

[75] Inventors: **Daniel Killebrew**, Lake City; **Thomas F. Shea**, Gainesville; **Marty Orlor**, Gainesville; **Randy Brown**, Gainesville, all of Fla.

[73] Assignee: **Eveready Battery Company, Inc.**, St. Louis, Mo.

[\*\*] Term: **14 Years**

[21] Appl. No.: **29/115,852**

[22] Filed: **Dec. 21, 1999**

[51] **LOC (7) Cl.** ..... **13-02**

[52] **U.S. Cl.** ..... **D13/103**

[58] **Field of Search** ..... D13/103; 429/96-100, 429/159, 163, 175; D14/435

[56] **References Cited**

**U.S. PATENT DOCUMENTS**

D. 292,399	10/1987	Yukawa	.....	D14/435
D. 299,640	1/1989	Price	.....	D13/103
D. 310,509	9/1990	Fushiya et al.	.....	D13/103
5,554,452	9/1996	Delmolino et al.	.....	429/99 X

*Primary Examiner*—Joel Sincavage  
*Attorney, Agent, or Firm*—Linda Gebauer

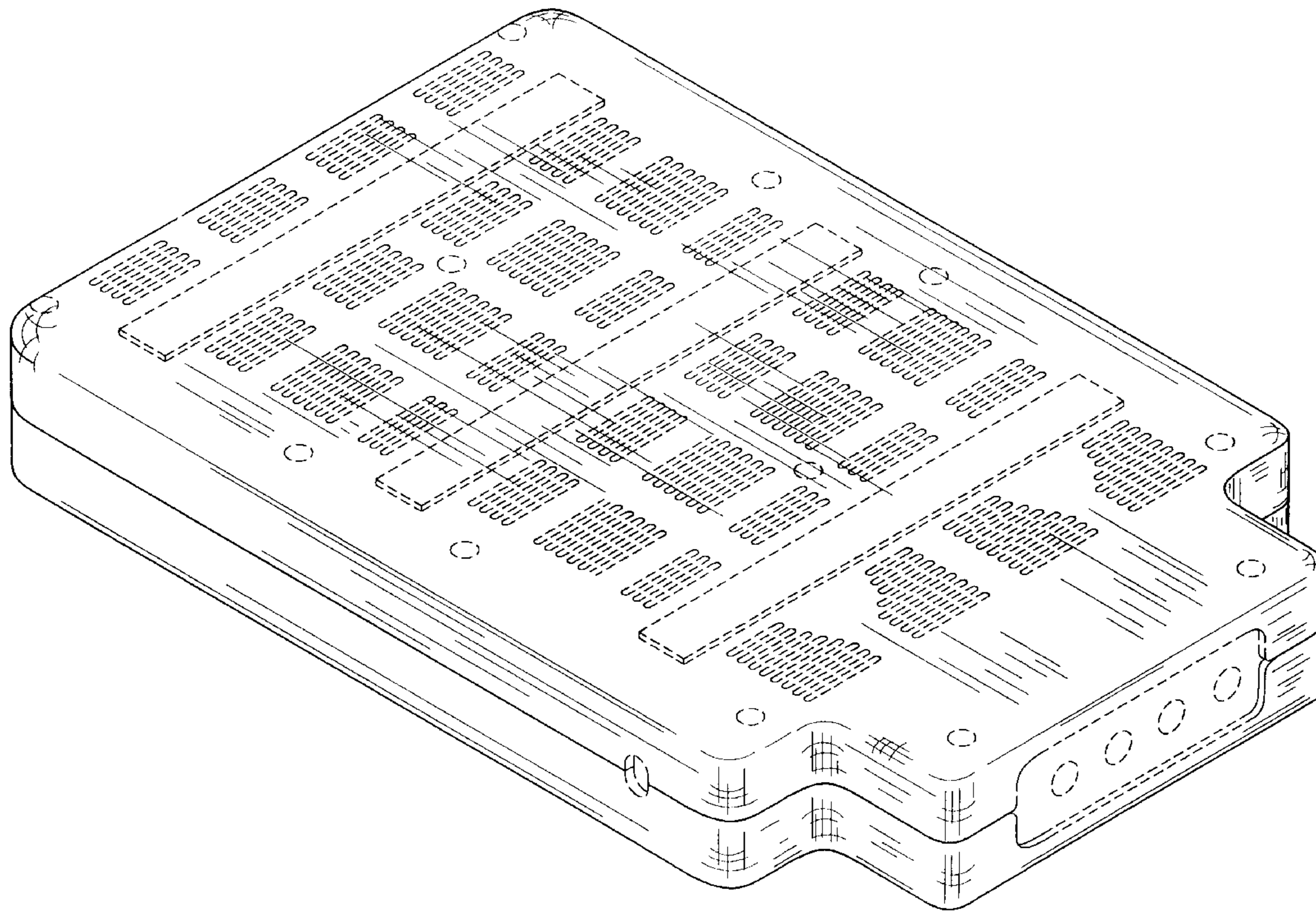
[57] **CLAIM**

We claim the ornamental design for a battery pack casing, as shown and described.

**DESCRIPTION**

FIG. 1 is a perspective view showing a front, top, and a first side of the battery pack casing of the present invention; FIG. 2 is an elevational view of the front of the battery pack casing of the present invention; FIG. 3 is an elevational view of the rear of the battery pack casing of the present invention; FIG. 4 is a plan view of the top of the battery pack casing according to the present invention; FIG. 5 is a plan view of a bottom of the battery pack casing according to the present invention; FIG. 6 is an elevational view showing the first side of the battery pack casing of the present invention; and, FIG. 7 is an elevational view showing a second side of the battery pack casing according to the present invention. The broken line showing throughout the drawing figures is included for the purpose of illustrating environmental structure only and forms no part of the claimed design.

**1 Claim, 4 Drawing Sheets**





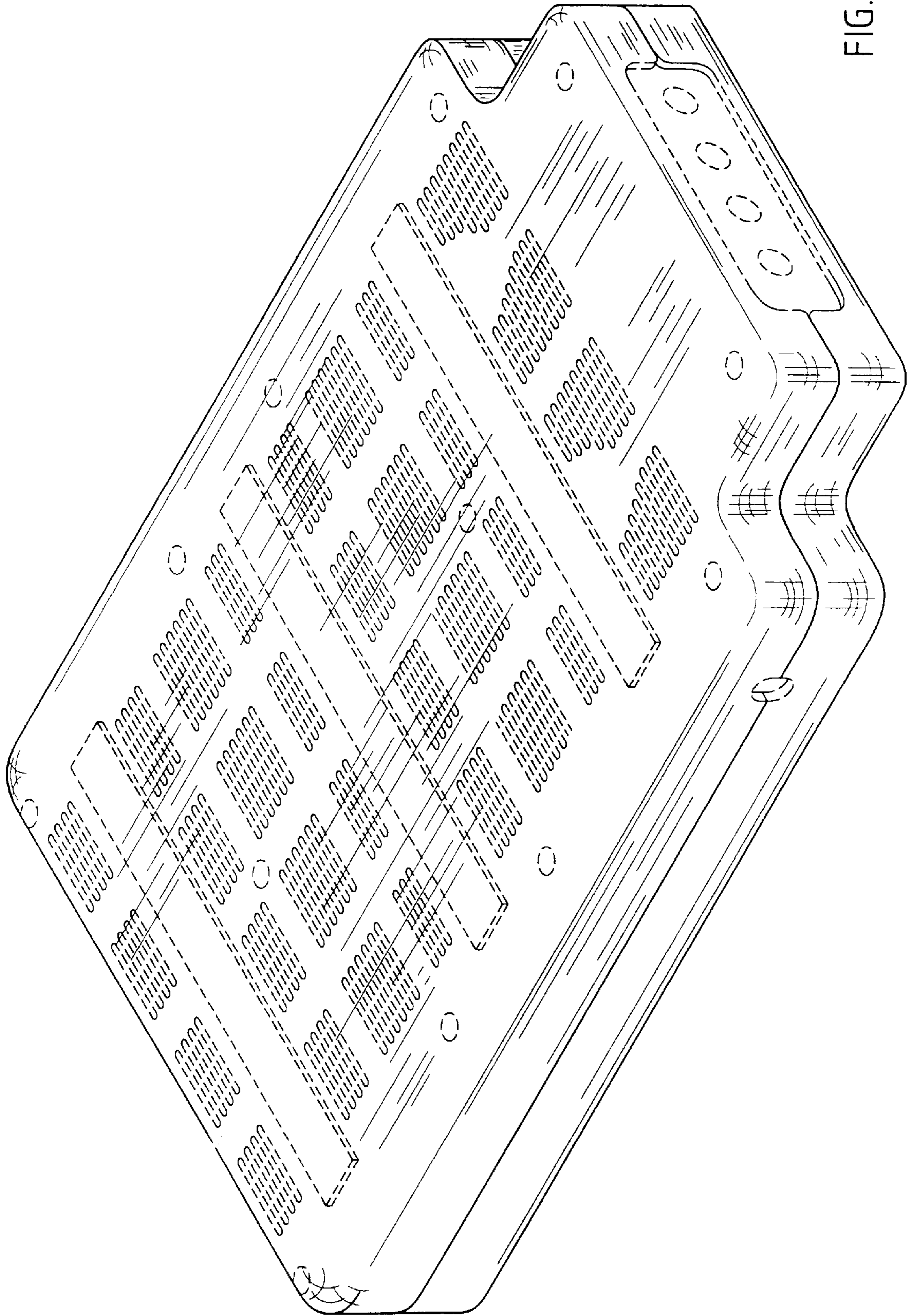


FIG. 1

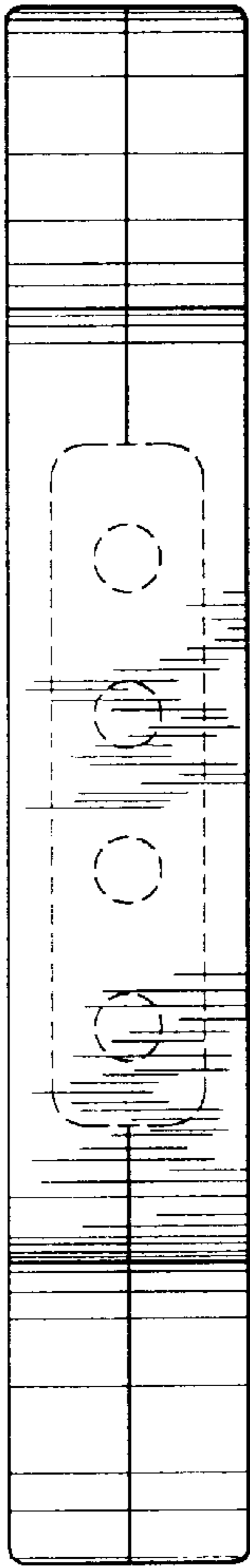


FIG. 2




FIG. 3




FIG. 6

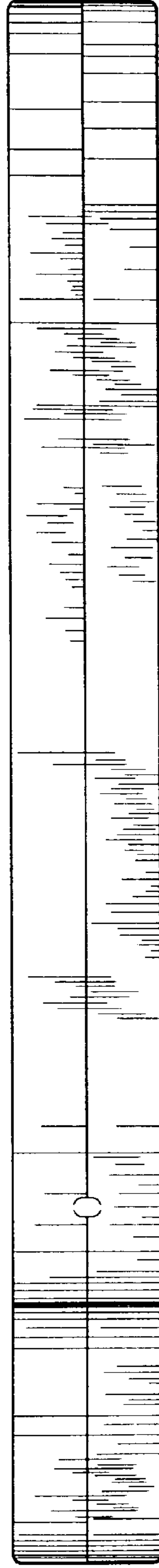


FIG. 7




FIG. 4



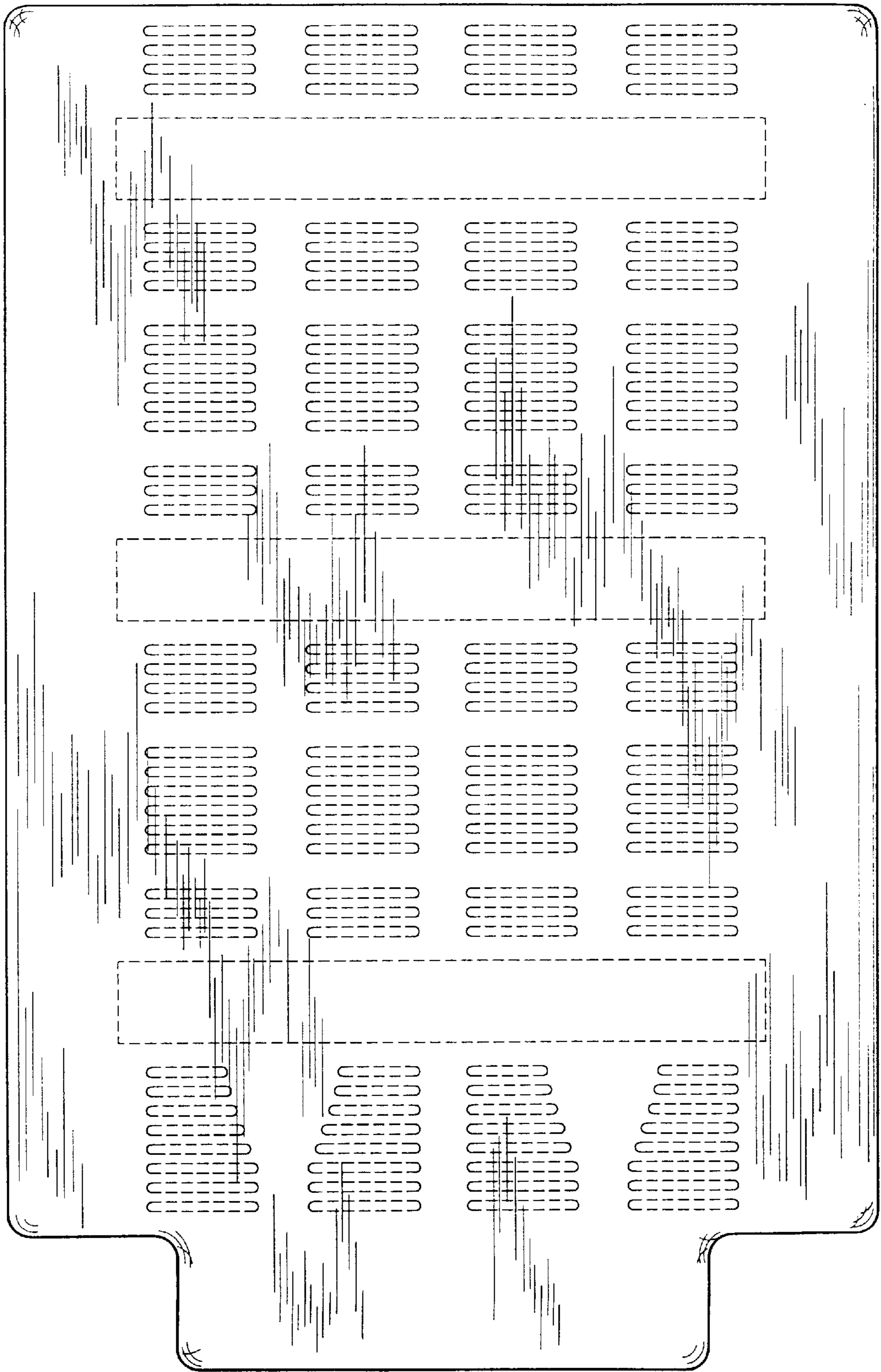


FIG. 5