



US00D432482S

# United States Patent [19]

Hodges

[11] Patent Number: **Des. 432,482**

[45] Date of Patent: **\*\* Oct. 24, 2000**

[54] **WHEEL**

[75] Inventor: **Frank J. Hodges**, 4070 Hickory Tree La., Yorba Linda, Calif. 92886

[73] Assignee: **Frank J. Hodges**, Yorba Linda, Calif.

[\*\*] Term: **14 Years**

[21] Appl. No.: **29/107,845**

[22] Filed: **Jul. 14, 1999**

[51] **LOC (7) Cl.** ..... **12-16**

[52] **U.S. Cl.** ..... **D12/211**

[58] **Field of Search** ..... D12/204-211;  
301/37.1, 64.1, 65

D. 384,931 10/1997 Neeper ..... D12/209  
D. 418,793 1/2000 Donikoglu ..... D12/209  
D. 418,796 1/2000 Flueckiger ..... D12/209

### OTHER PUBLICATIONS

Lowrider Magazine, pp. 36-37, See "Synergy Whell", Dec. 1999.

*Primary Examiner*—Stacia Cadmus  
*Attorney, Agent, or Firm*—Knobbe, Martens, Olson & Bear, LLP

### [57] CLAIM

The ornamental design for a wheel, as shown and described.

### DESCRIPTION

FIG. 1 is a front perspective view of a wheel showing my new design;

FIG. 2 is a left side elevational view thereof, the right side elevational view being a mirror image thereof; and,

FIG. 3 is a front plan view thereof.

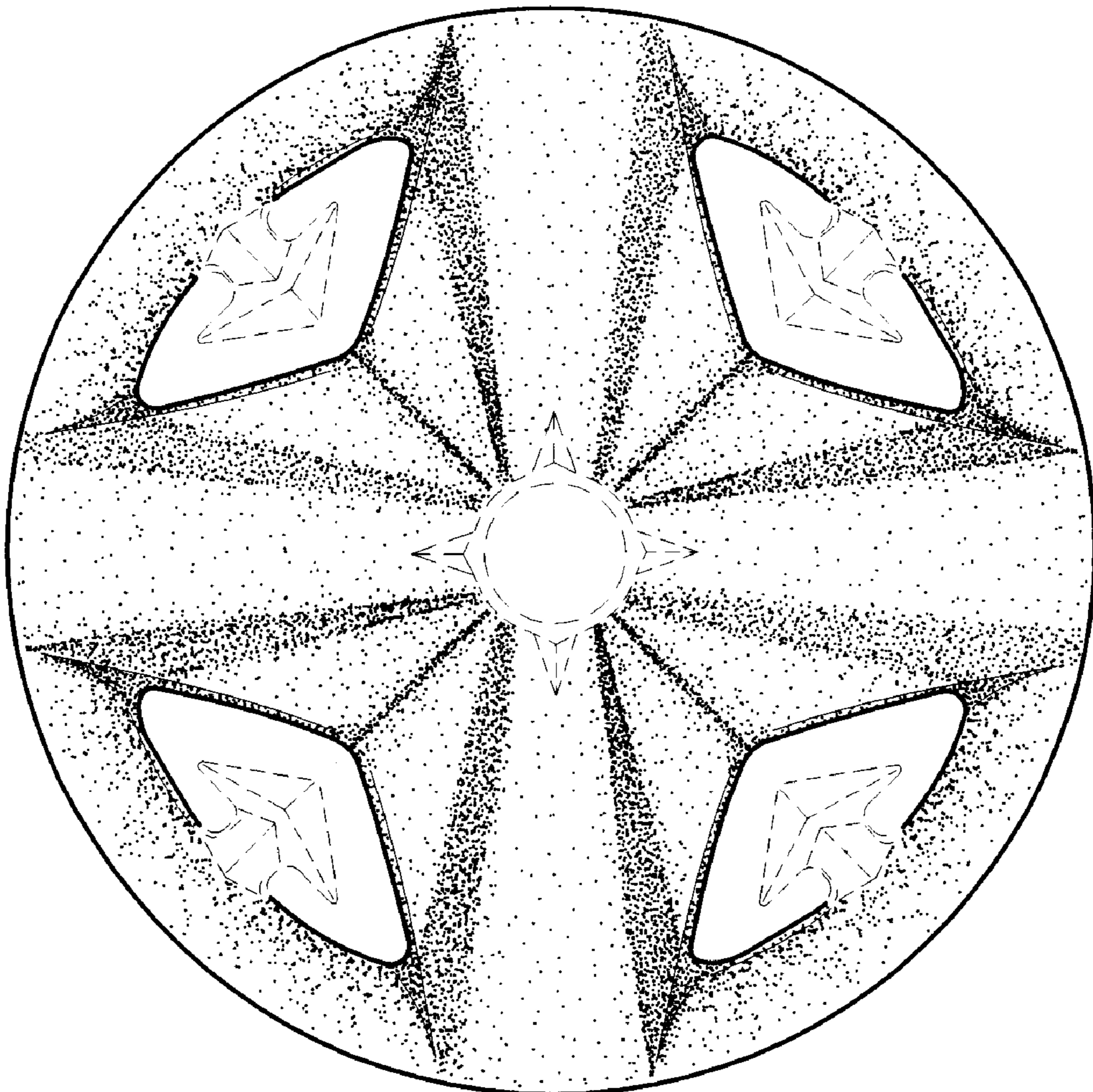
The broken line showing of environment is for illustrative purposes only and forms no part of the claimed design.

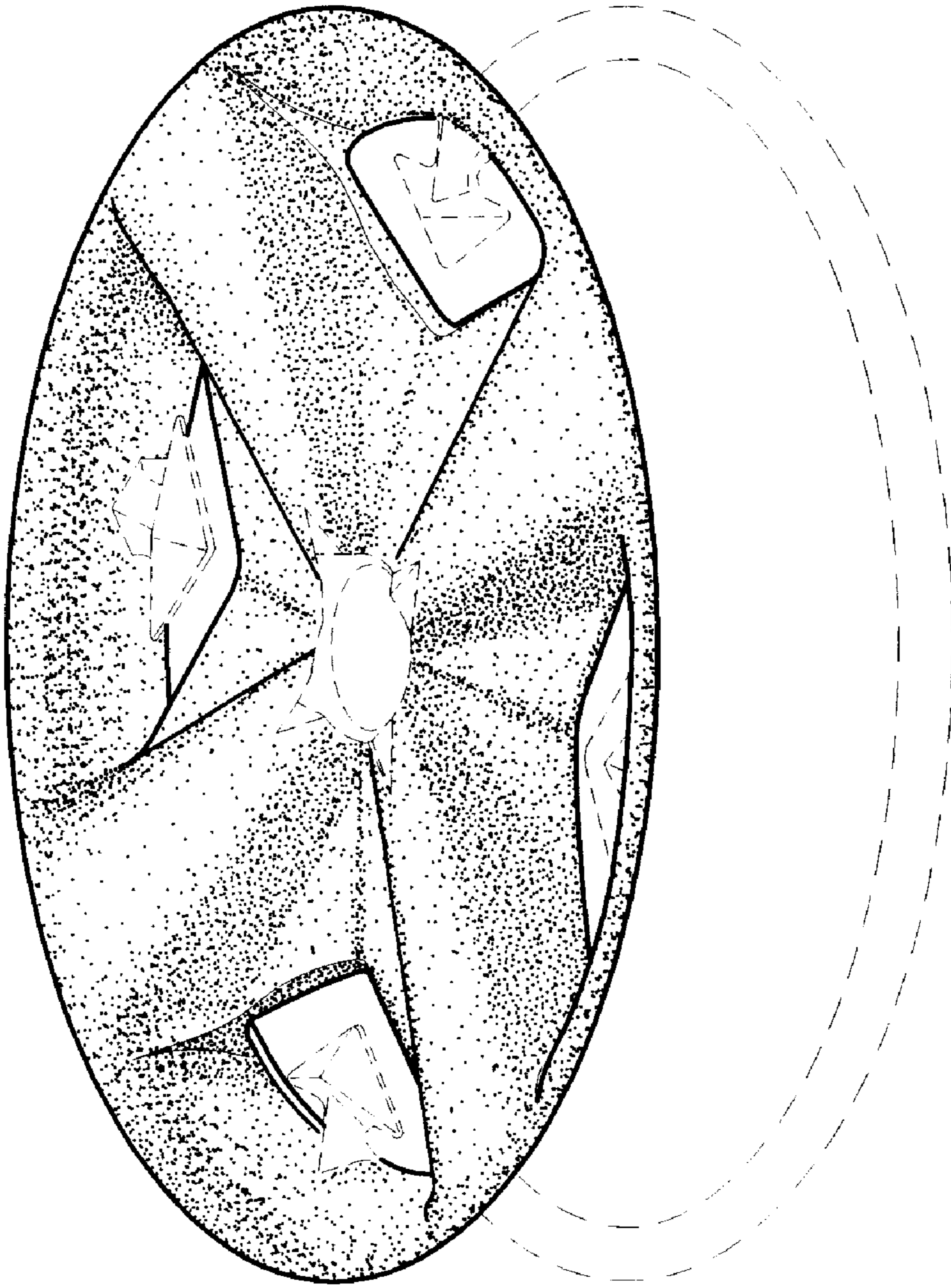
### [56] References Cited

#### U.S. PATENT DOCUMENTS

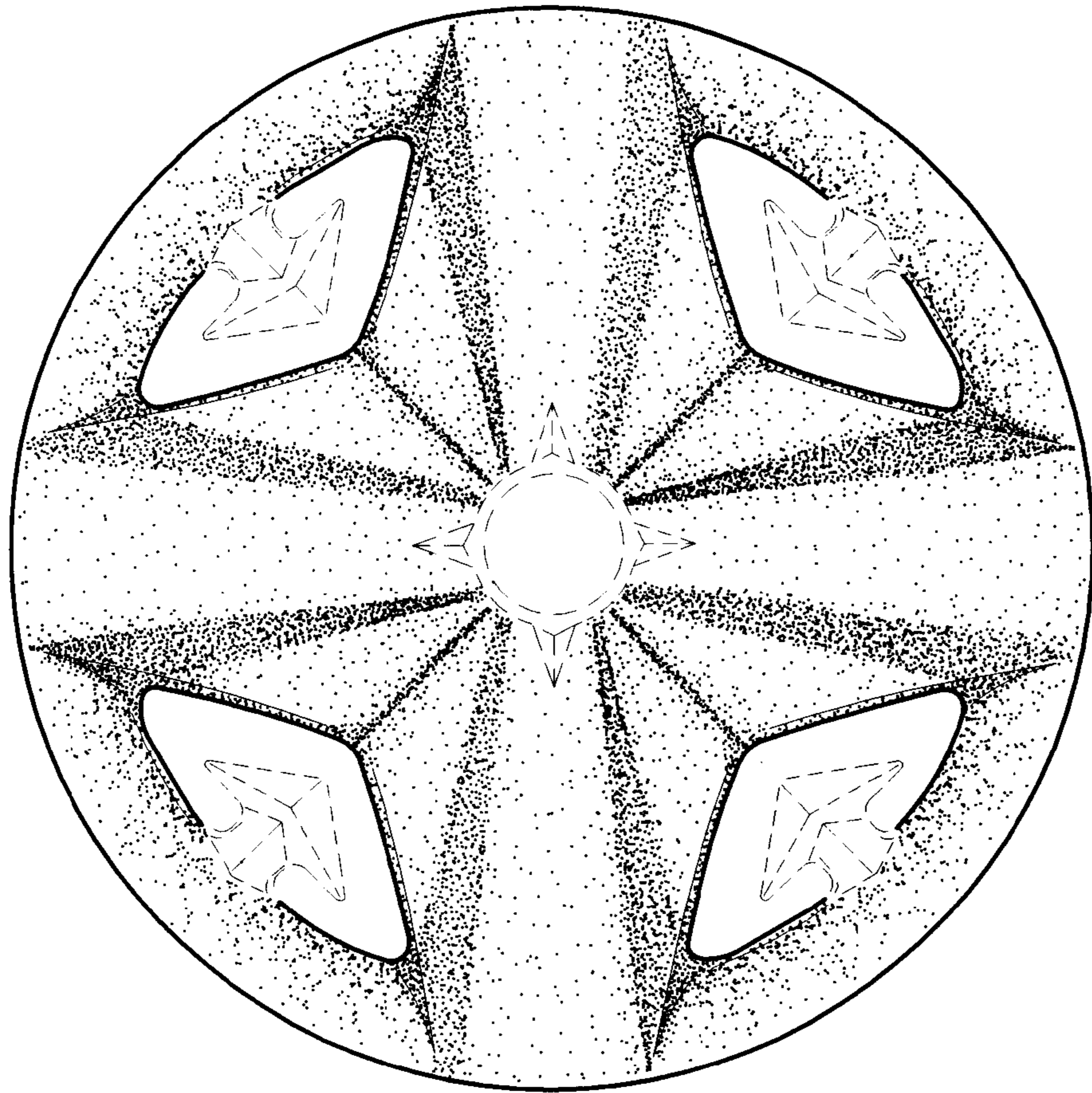
D. 208,541	9/1967	Rader	.....	D12/211
D. 230,726	3/1974	Cravits	.....	D12/211
D. 256,795	9/1980	Blanchard	.....	D12/209
D. 267,563	1/1983	Hayashi	.....	D12/211
D. 286,869	11/1986	Hedlund	.....	D12/211
D. 365,318	12/1995	Neeper	.....	D12/209

**1 Claim, 2 Drawing Sheets**

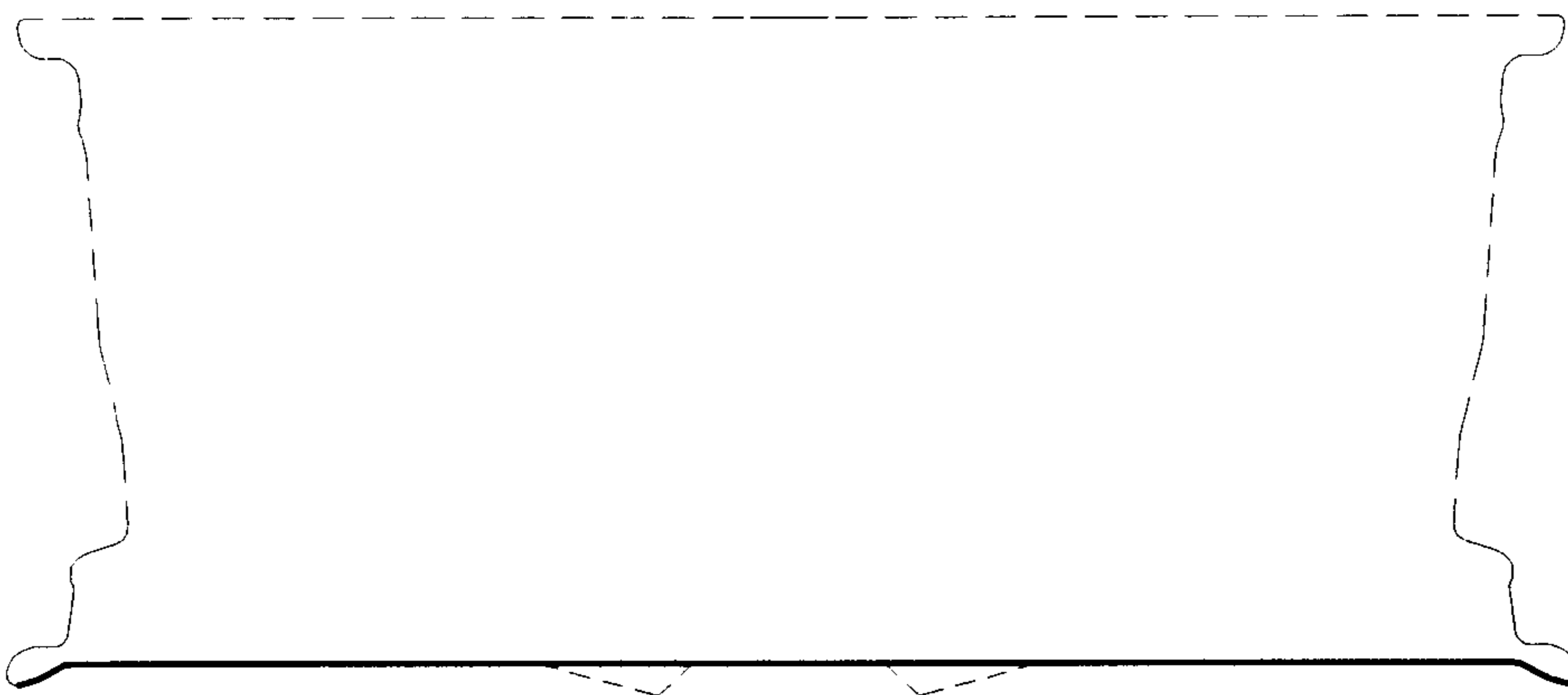




**FIG. 1**



**FIG. 3**



**FIG. 2**