



US00D432477S

United States Patent [19]
Gorodetsky

[11] **Patent Number: Des. 432,477**

[45] **Date of Patent: ** Oct. 24, 2000**

[54] **ONE-PIECE REAR FLOOR CAR MAT**

[76] Inventor: **Natalya Gorodetsky**, 314 A Hawthorn Ave., Glencoe, Ill. 60022

[**] Term: **14 Years**

[21] Appl. No.: **29/119,545**

[22] Filed: **Mar. 3, 2000**

[51] **LOC (7) Cl.** **12-16**

[52] **U.S. Cl.** **D12/203**

[58] **Field of Search** D12/203, 400;
D6/582-586; 15/215-217; 296/97.23; 428/82-83,
141; 280/163, 164.1

[56] **References Cited**

U.S. PATENT DOCUMENTS

D. 180,405	6/1957	Jackler	D12/203
D. 195,022	4/1963	Meyer	D12/203
D. 195,250	5/1963	Cusick	D12/203
D. 217,447	5/1970	Gerber	D12/203
D. 232,530	8/1974	Wells	D12/203
D. 232,531	8/1974	Wells	D12/203
D. 232,535	8/1974	Krusinski	D12/203

D. 232,539	8/1974	Krusinski et al.	D12/203
D. 232,540	8/1974	Krusinski et al.	D12/203
D. 232,825	9/1974	Gerber	D12/203
D. 232,826	9/1974	Gerber	D12/203
D. 423,439	4/2000	Moore	D12/203

Primary Examiner—Stacia Cadmus
Attorney, Agent, or Firm—Natalya Gorodetsky; Alex Gorodetsky

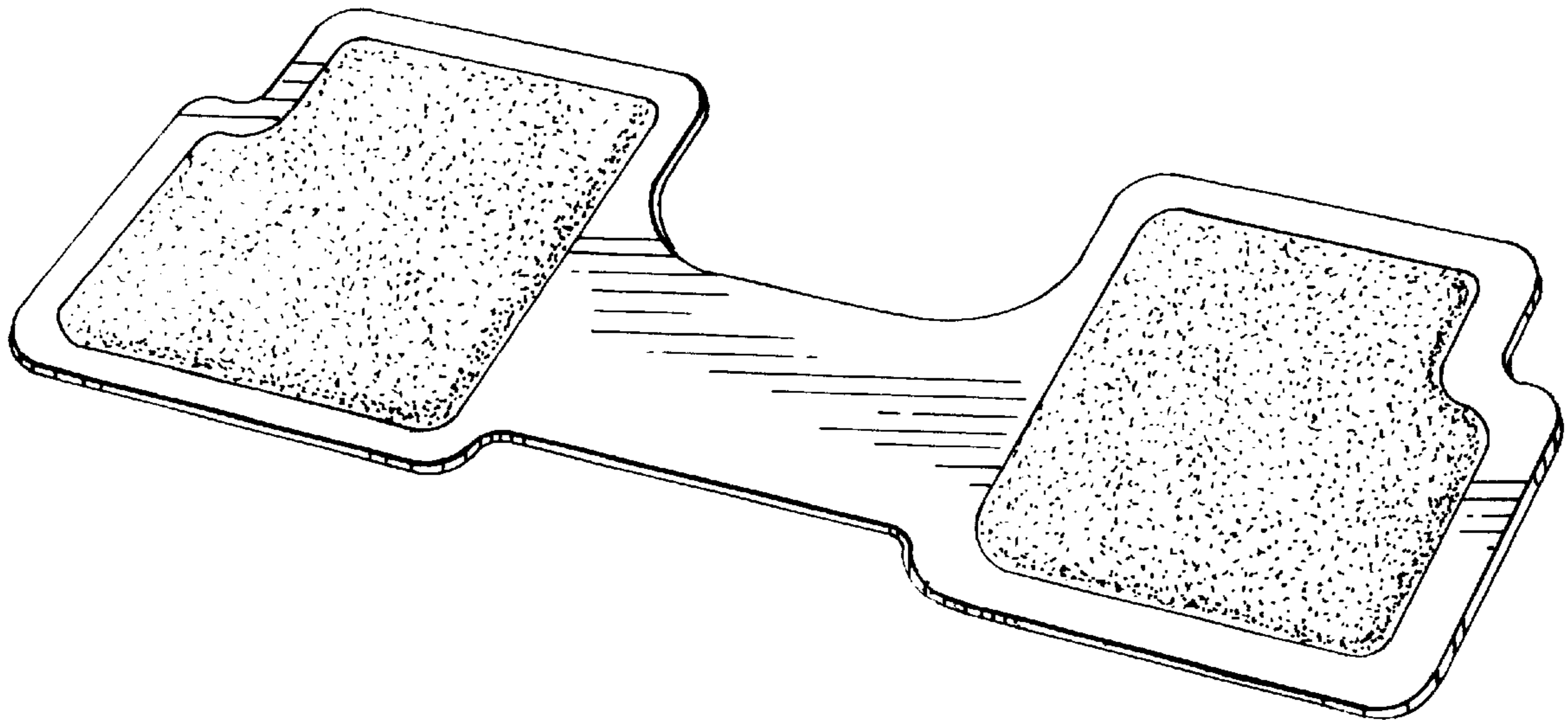
[57] **CLAIM**

The ornamental design for a one-piece rear floor car mat, as shown.

DESCRIPTION

FIG. 1 is a prospective view of a one-piece rear floor car mat showing my new design;
FIG. 2 is a top plan view thereof;
FIG. 3 is a front elevational view thereof;
FIG. 4 is a left side elevational view thereof; it being understood that the right side is a mirror image thereof;
FIG. 5 is a rear elevational view thereof; and,
FIG. 6 is a bottom plan view thereof.

1 Claim, 1 Drawing Sheet



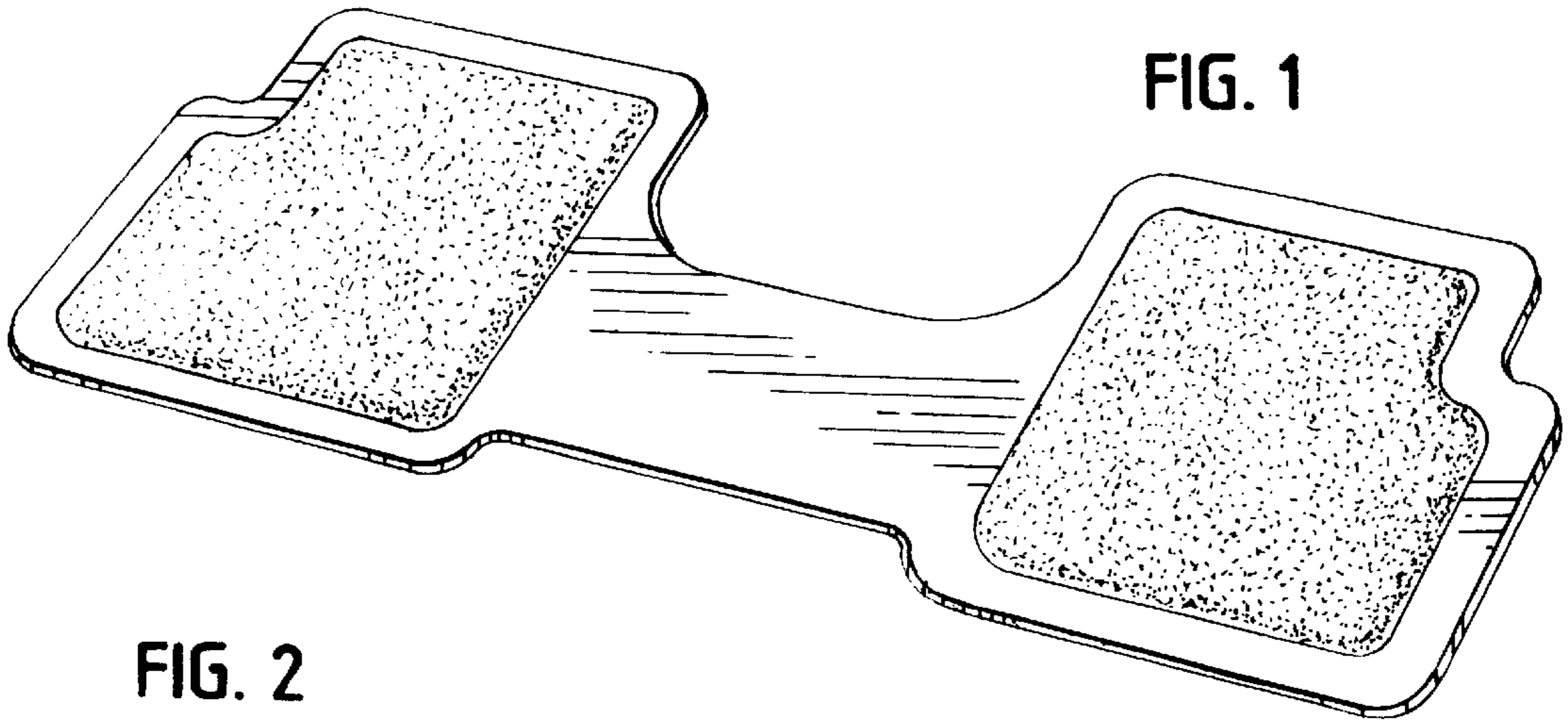


FIG. 1

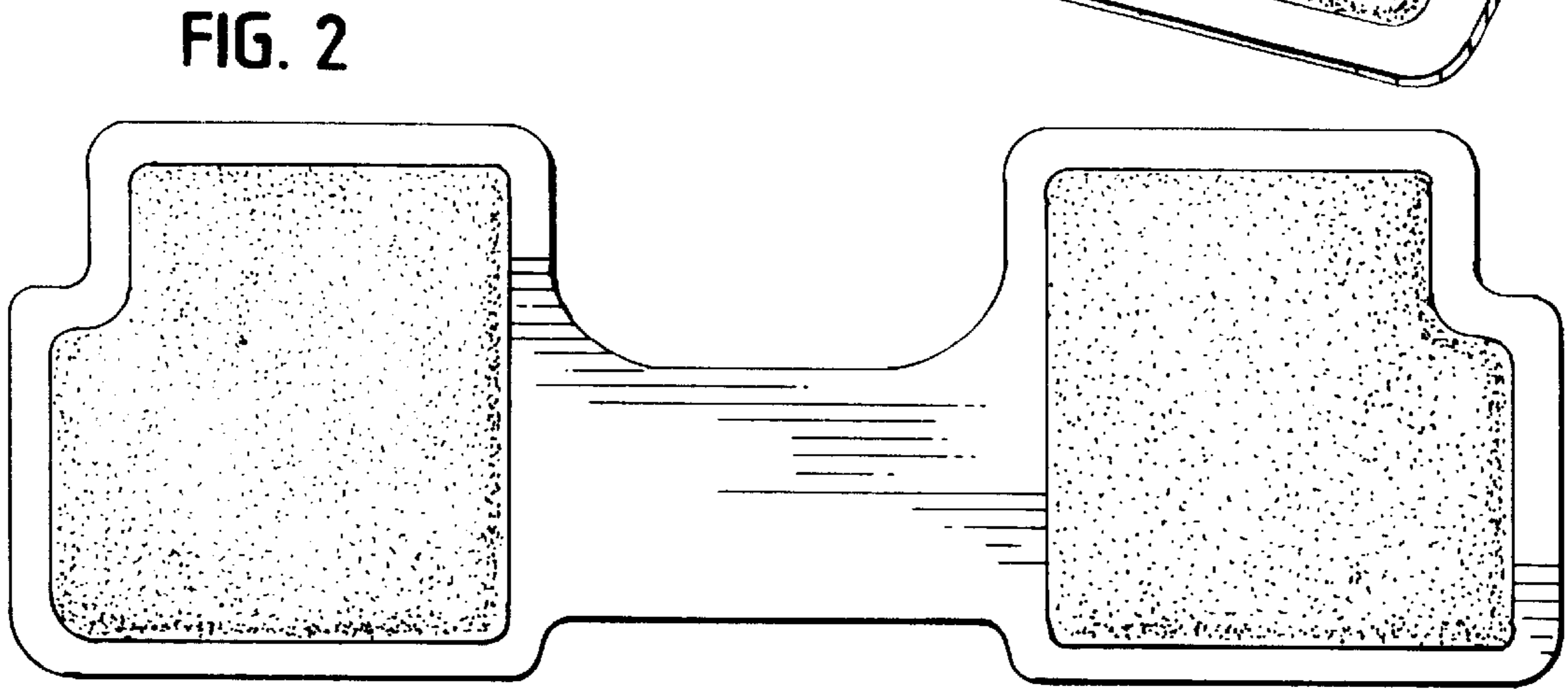


FIG. 2




FIG. 3



FIG. 4




FIG. 5

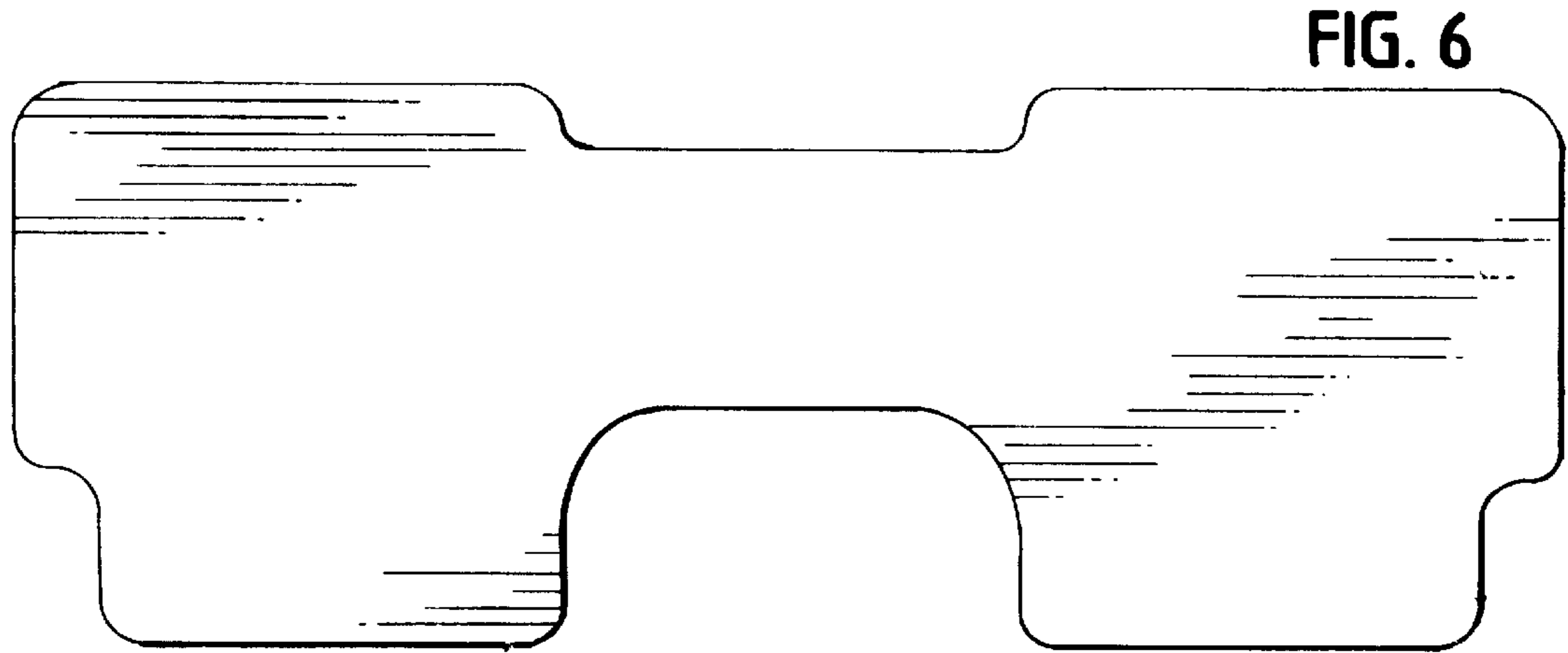


FIG. 6