



US00D432455S

United States Patent [19]
Rosenberg

[11] **Patent Number: Des. 432,455**

[45] **Date of Patent: ** Oct. 24, 2000**

[54] **PLANT TRAY**

[75] Inventor: **Debbie Rosenberg**, New City, N.Y.

[73] Assignee: **American Tack & Hardware Co. Inc.**,
Monsey, N.Y.

[**] Term: **14 Years**

[21] Appl. No.: **29/112,736**

[22] Filed: **Oct. 22, 1999**

[51] **LOC (7) Cl.** **11-02**

[52] **U.S. Cl.** **D11/152**

[58] **Field of Search** D11/143, 149,
D11/151, 152, 153; D7/551.2, 553.6, 553.3;
47/65.5, 71, 69; 206/423; 248/27.8

[56] **References Cited**

U.S. PATENT DOCUMENTS

- D. 123,504 11/1940 Kollman D7/354
- D. 192,037 1/1962 House D7/576
- D. 379,901 6/1997 Lillelund et al. D7/505

OTHER PUBLICATIONS

Flowerpot-saucers, no page #, Ebert catalog, Aug. 1995.
12-TCX, 14-TCX, front cover of Hines Pottery brochure,
Aug. 1995.

Primary Examiner—Doris V. Coles

Assistant Examiner—Mimosa De

Attorney, Agent, or Firm—Hedman, Gibson & Costigan,
P.C.

[57] **CLAIM**

The ornamental design for a plant tray, as shown and
described.

DESCRIPTION

FIG. 1 is a perspective view of a plan tray showing my new
design in position of use with a plant dolly which is shown
in broken lines for illustrative purposes only and forms no
part of the claimed design;

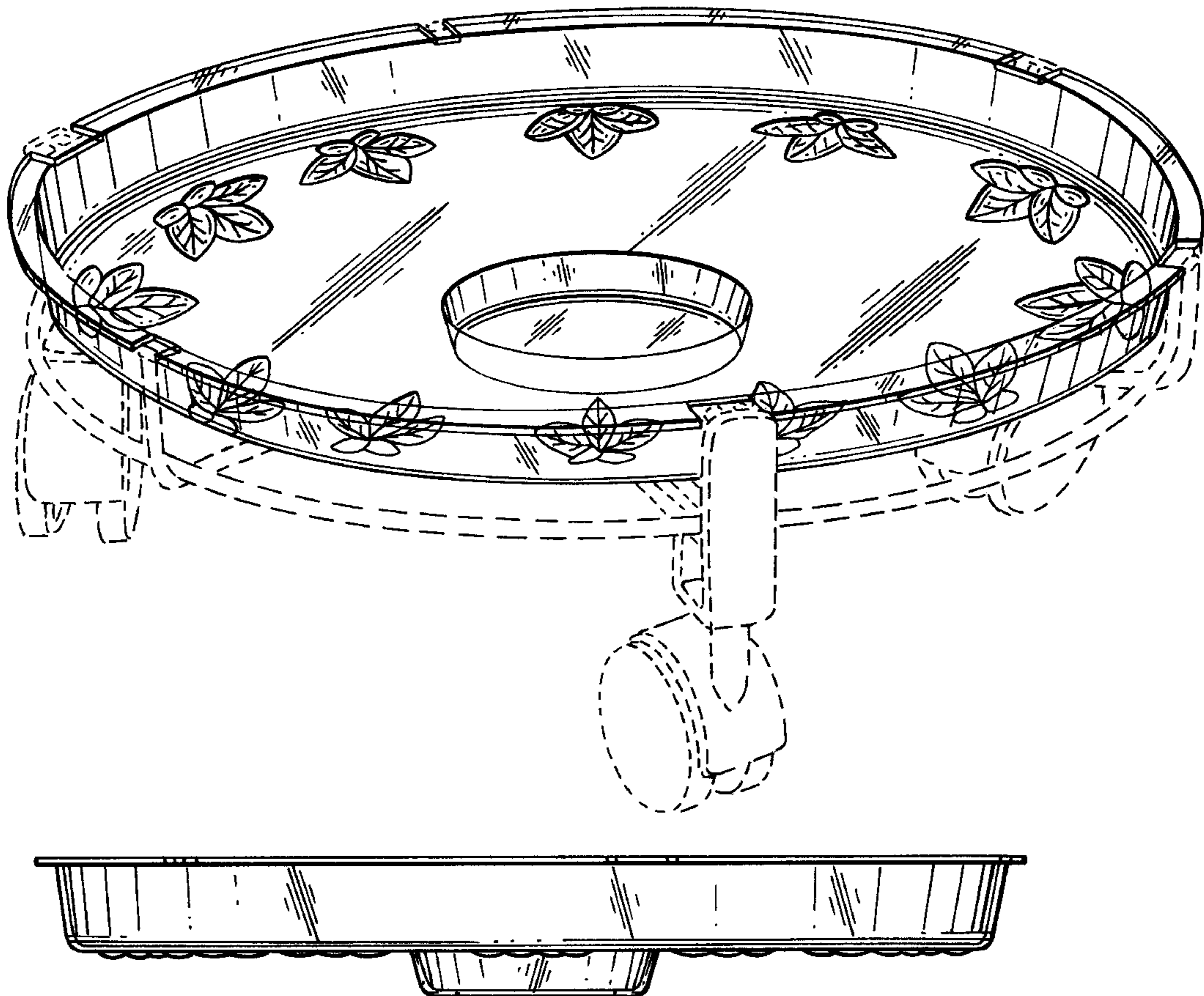
FIG. 2 is a top view of my design;

FIG. 3 is a front side view of my design;

FIG. 4 is a bottom view of my design; and,

FIG. 5 is a cross sectional view thereof taken along line 5—5
in FIG. 2;

1 Claim, 3 Drawing Sheets



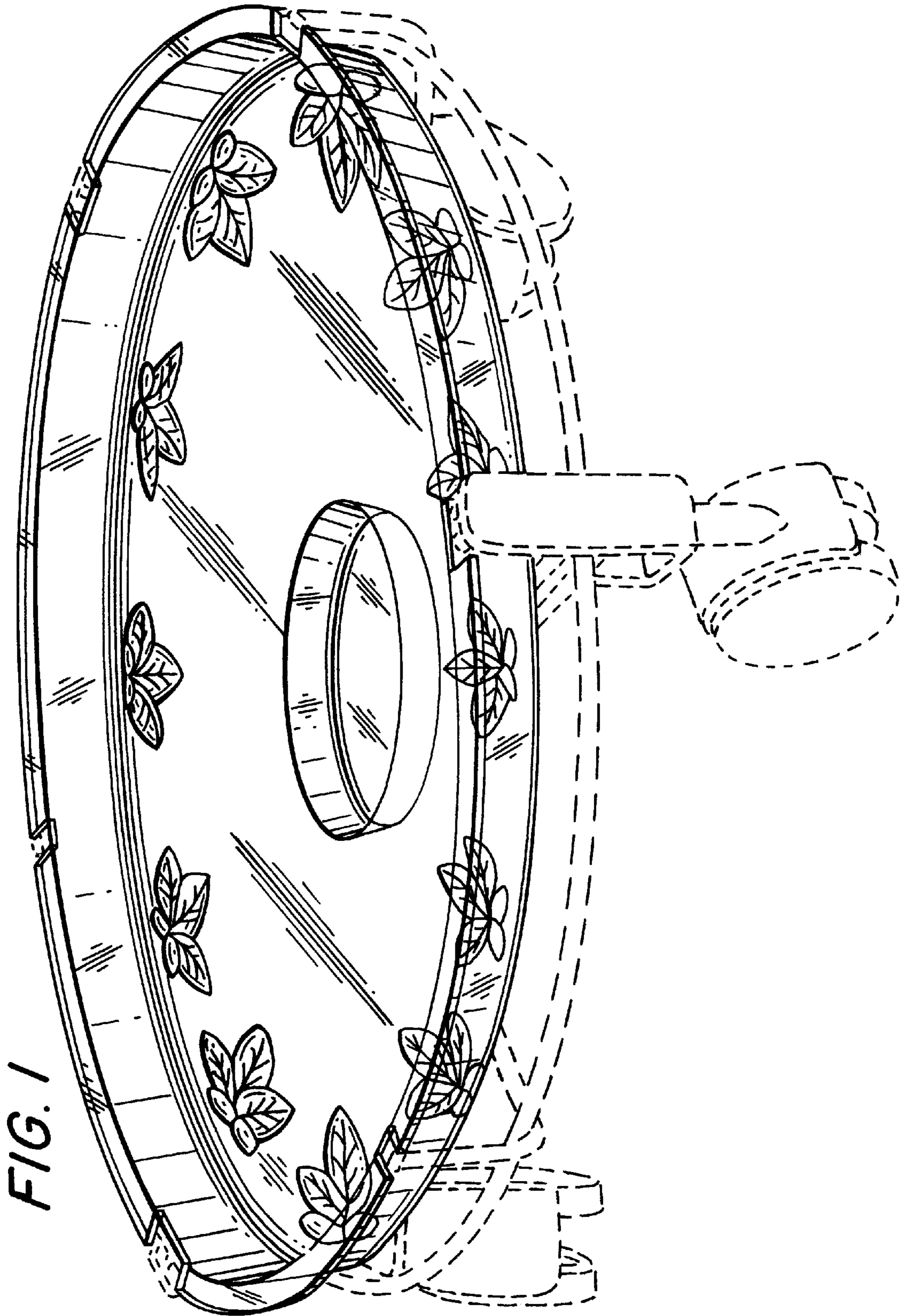


FIG. 1

FIG. 2




FIG. 3

FIG. 4


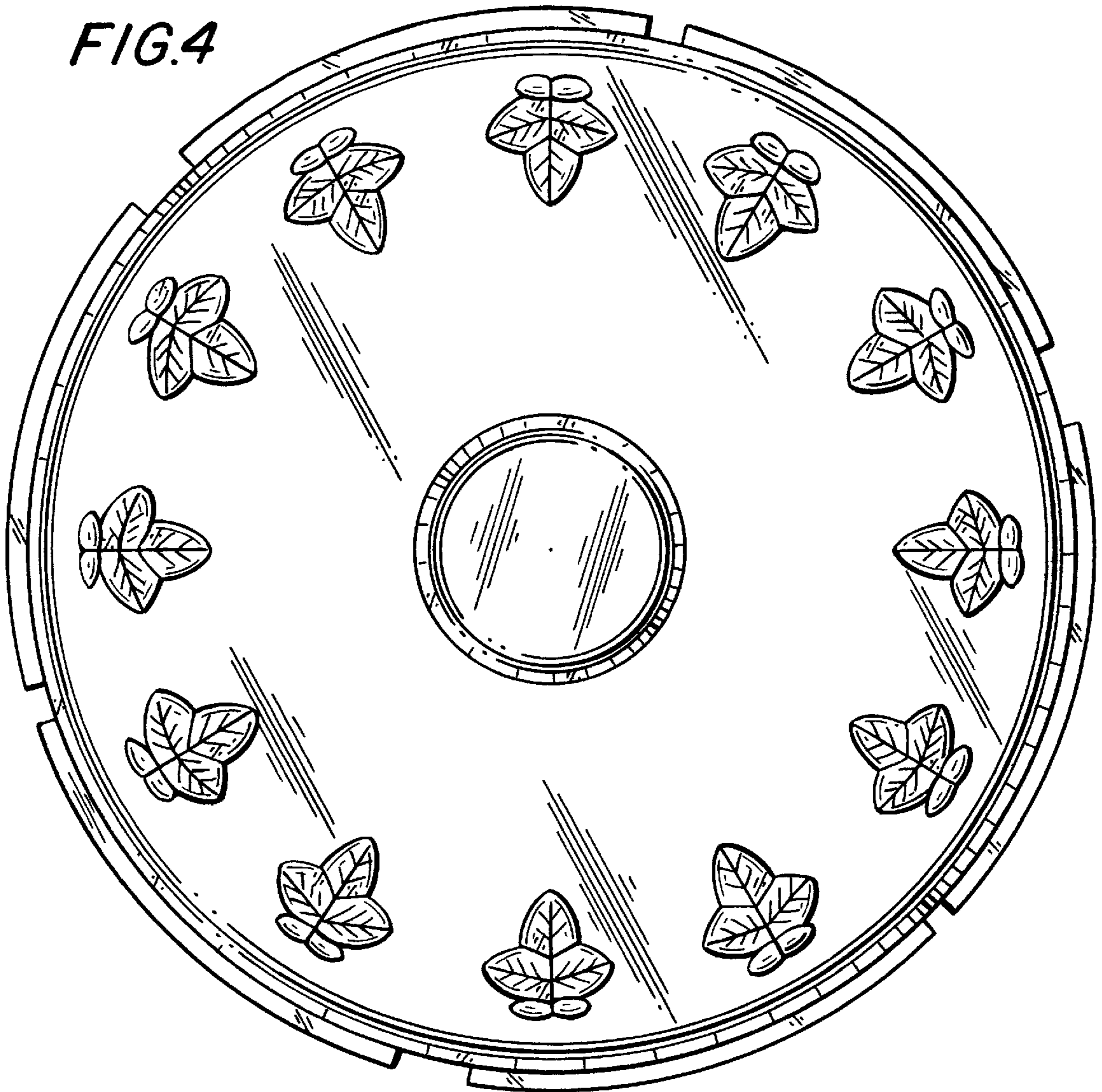


FIG. 5