



US00D432450S

United States Patent [19]
Liu

[11] **Patent Number: Des. 432,450**

[45] **Date of Patent: ** Oct. 24, 2000**

[54] **DECORATIVE ARTICLE**

D. 354,928 1/1995 Hoffman et al. D11/118
4,196,239 4/1980 Sawyer 428/18 X

[76] Inventor: **Chin-I Liu**, No. 41, Alley 21, Lane
373, Te Nan Road., Shang Lun Village,
Jen Te Hsiang, Tainan Hsien, Taiwan

Primary Examiner—Dominic Simone
Attorney, Agent, or Firm—Rosenberg, Klein & Lee

[**] Term: **14 Years**

[57] **CLAIM**

[21] Appl. No.: **29/119,983**

The ornamental design for a decorative article, as shown and described.

[22] Filed: **Mar. 14, 2000**

DESCRIPTION

[51] **LOC (7) Cl.** **11-05**

[52] **U.S. Cl.** **D11/125; D11/118**

[58] **Field of Search** D11/118, 121,
D11/125; 428/7-9, 12, 13, 15, 17-20

FIG. 1 is a perspective view of a decorative article showing my new design;
FIG. 2 is a front elevational view thereof;
FIG. 3 is a rear elevational view thereof;
FIG. 4 is a left side elevational view thereof;
FIG. 5 is a right side elevational view thereof;
FIG. 6 is a top plan view thereof; and,
FIG. 7 is a bottom plan view thereof.

[56] **References Cited**

U.S. PATENT DOCUMENTS

D. 160,174 9/1950 Janowitz D11/125
D. 161,161 12/1950 Burros D11/121
D. 252,385 7/1979 Wieselmann D11/125

1 Claim, 4 Drawing Sheets





FIG. 1




FIG. 2




FIG. 3



FIG. 4




FIG. 5

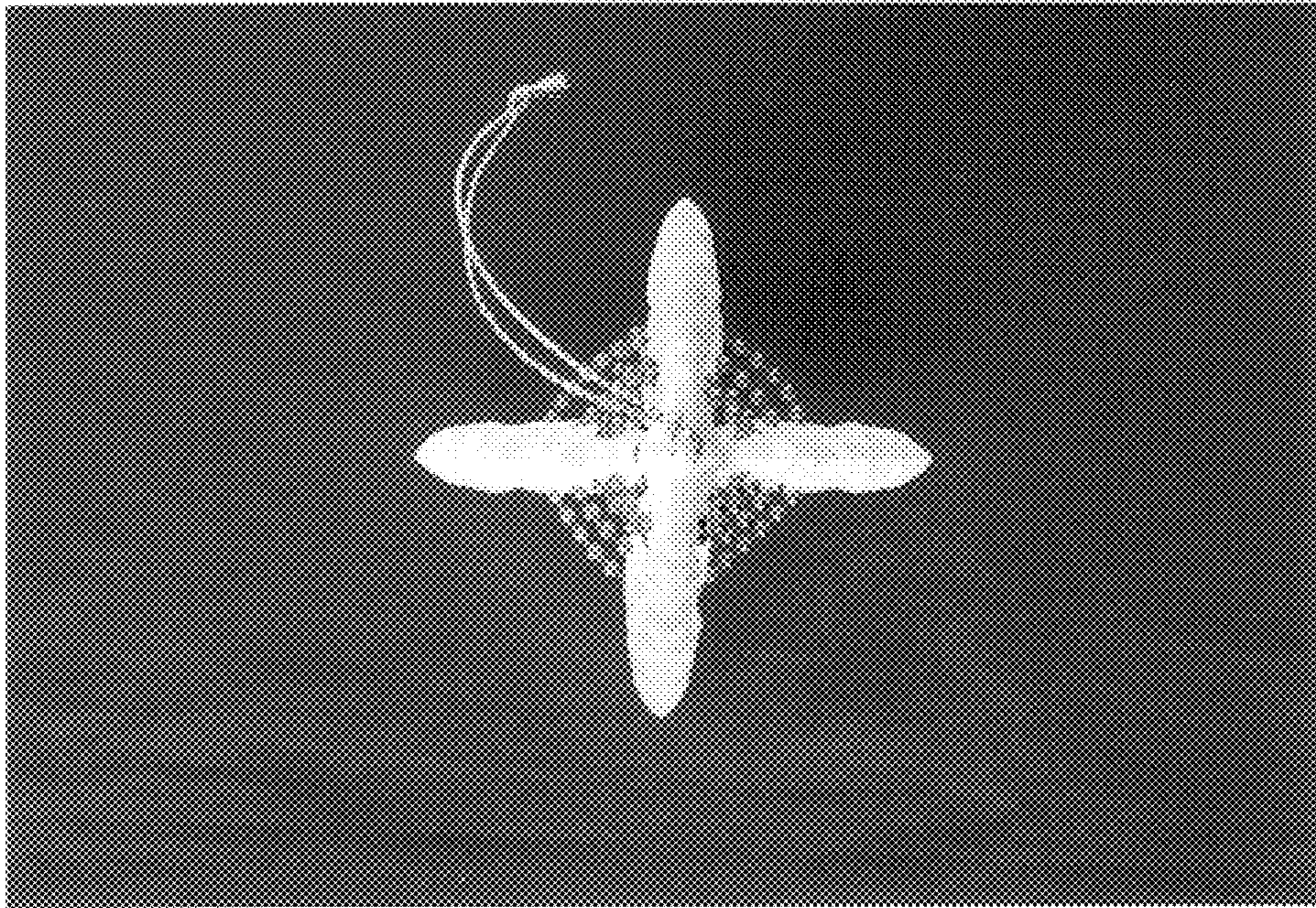


FIG. 6




FIG. 7