



US00D432439S

United States Patent [19]

Lassigne

[11] Patent Number: Des. 432,439

[45] Date of Patent: ** Oct. 24, 2000

[54] COMBINED WATCH AND BRACELET

[76] Inventor: Patrick Lassigne, Rue du Vignoble 2, Cornaux, Switzerland

[**] Term: 14 Years

[21] Appl. No.: 29/112,133

[22] Filed: Oct. 8, 1999

[30] Foreign Application Priority Data

Apr. 9, 1999 [XH] Hague Agreement DMA/004447

[51] LOC (7) Cl. 10-02

[52] U.S. Cl. D10/32; D10/39

[58] Field of Search D10/1-40, 122-132; D11/3-25; 63/1.1, 3, 5, 11; 368/276-277, 280-282, 285

[56] References Cited

U.S. PATENT DOCUMENTS

D. 102,766 1/1937 Ritter .

D. 156,650 12/1949 Pearce et al. .
D. 362,194 9/1995 Dumas D10/32
D. 413,531 9/1999 Philippe D10/32

Primary Examiner—Nelson C. Holtje
Attorney, Agent, or Firm—McGlew and Tuttle, PC



[57] CLAIM

The ornamental design for a combined watch and bracelet, as shown and described.

DESCRIPTION

FIG. 1 is a top view of my new combined watch and bracelet design;
FIG. 2 is a bottom view thereof;
FIG. 3 is a top right perspective view thereof;
FIG. 4 is a rear end view (shown in an upside down position);
FIG. 5 is a right side view;
FIG. 6 is a front end view; and,
FIG. 7 is a left side view.

1 Claim, 2 Drawing Sheets






Fig. 1




Fig. 2



Fig. 3




Fig. 4




Fig. 5




Fig. 6




Fig. 7