



US00D432438S

United States Patent [19]

Lassigne

[11] Patent Number: **Des. 432,438**

[45] Date of Patent: **** Oct. 24, 2000**

[54] **COMBINED WATCH AND BRACELET**

[76] Inventor: **Patrick Lassigne**, Rue du Vignoble 2, Cornaux, Switzerland

[**] Term: **14 Years**

[21] Appl. No.: **29/112,131**

[22] Filed: **Oct. 8, 1999**

[30] Foreign Application Priority Data

Apr. 9, 1999 [XH] Hague Agreement DMA/004447

[51] **LOC (7) Cl.** **10-02**

[52] **U.S. Cl.** **D10/32; D10/39**

[58] **Field of Search** D10/1-40, 122-132; D11/3-25; 63/1.1, 3, 5, 11; 368/276-277, 280-282, 285

[56] References Cited

U.S. PATENT DOCUMENTS

- D. 389,751 1/1998 Wunderman D10/32
- D. 403,596 1/1999 Charriol D10/30

- D. 404,319 1/1999 Deleskiewicz D10/32
- D. 410,200 5/1999 Bulgari D10/39
- D. 421,919 3/2000 Bodino D10/32
- D. 422,223 4/2000 Bodino D10/32

Primary Examiner—Nelson C. Holtje
Attorney, Agent, or Firm—McGlew and Tuttle, P.C.


[57] CLAIM

The ornamental design for a combined watch and bracelet, as shown and described.

DESCRIPTION

FIG. 1 is a top view of my new combined watch and bracelet design;
 FIG. 2 is a bottom view thereof;
 FIG. 3 is a top right perspective view thereof;
 FIG. 4 is a rear end view (shown in an upside down position);
 FIG. 5 is a right side view;
 FIG. 6 is a front end view; and,
 FIG. 7 is a left side view.

1 Claim, 2 Drawing Sheets



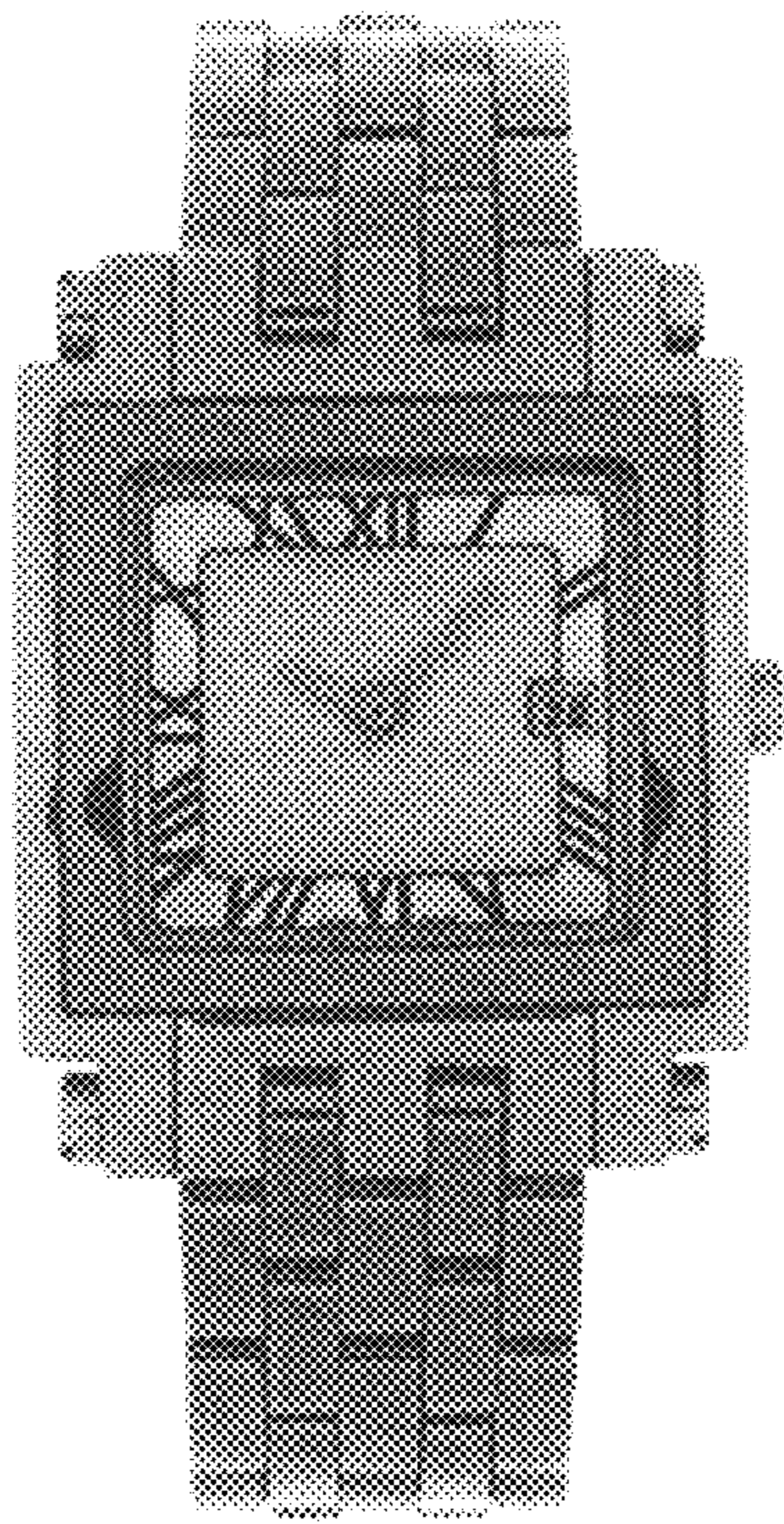


Fig. 1

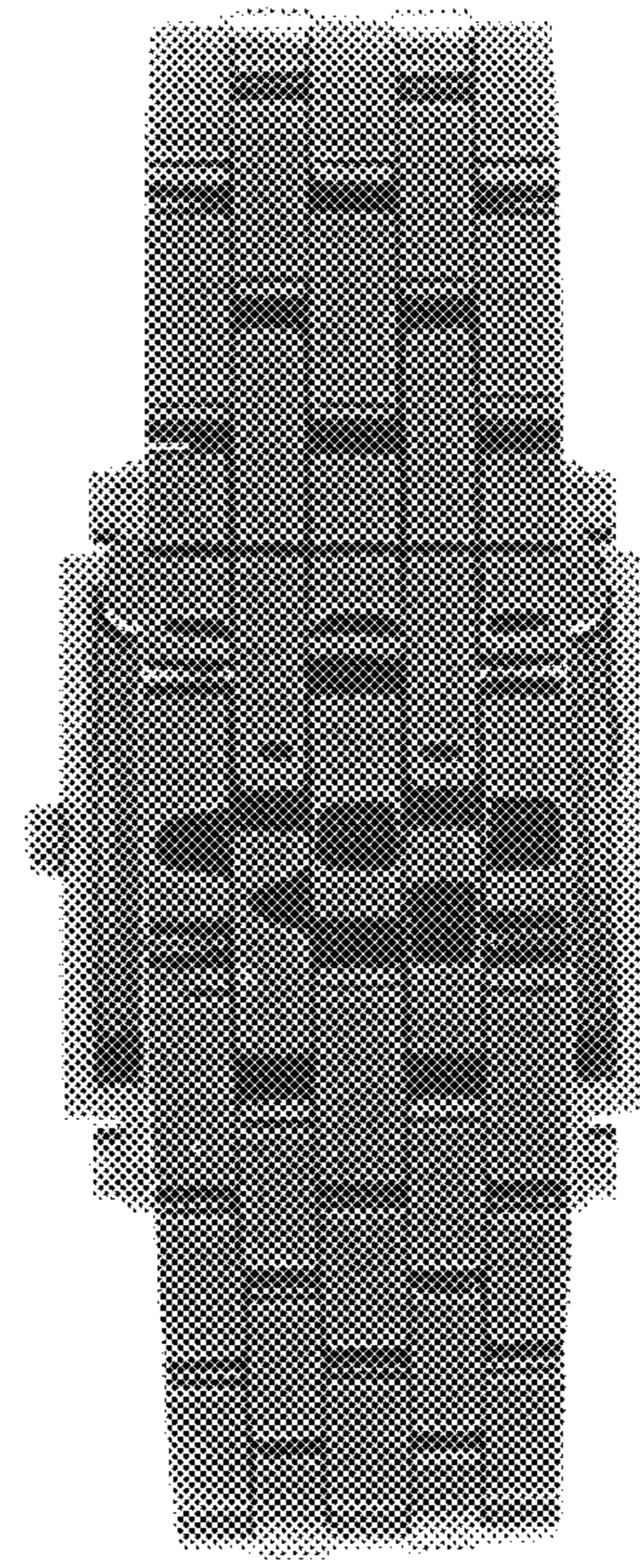


Fig. 2



Fig. 3




Fig. 4

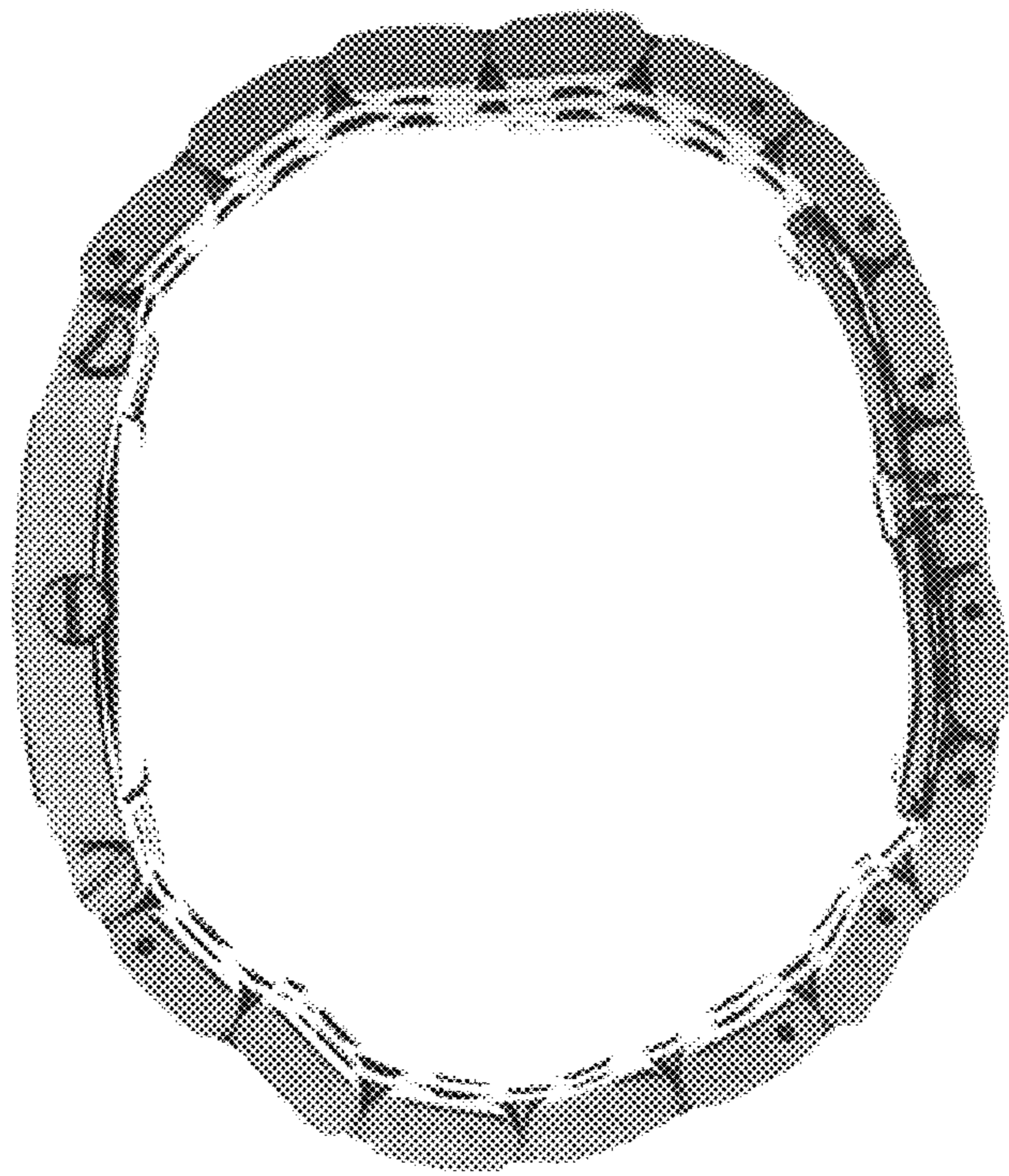


Fig. 5




Fig. 6




Fig. 7