

US00D432436S

United States Patent [19]
Baumann

[11] **Patent Number: Des. 432,436**

[45] **Date of Patent: ** Oct. 24, 2000**

[54] **WRISTWATCH**

D. 406,773 3/1999 Gueit et al. D10/32
D. 413,818 9/1999 Baumann D10/32

[75] Inventor: **Rene Baumann**, Erlenbach, Switzerland

[73] Assignee: **Desco Von Schulthess AG**, Zurich, Switzerland

[**] Term: **14 Years**

Primary Examiner—Nelson C. Holtje
Attorney, Agent, or Firm—Sughrue, Mion, Zinn, Macpeak & Seas, PLLC

[21] Appl. No.: **29/111,258**

[57] **CLAIM**

The ornamental design for a wristwatch, as shown.

[22] Filed: **Oct. 13, 1999**

DESCRIPTION

[30] **Foreign Application Priority Data**

Apr. 16, 1999 [XH] Hague Agreement DMA/004463

FIG. 1 is a perspective view of the front and one side of a wristwatch showing my new design;

[51] **LOC (7) Cl.** **10-02**

FIG. 2 is a front view thereof;

[52] **U.S. Cl.** **D10/32; D10/39**

FIG. 3 is a rear view thereof;

[58] **Field of Search** D10/1-40, 122-132;
D11/3-25; 63/1.1, 3.5, 11; 368/276-277,
280-282, 285

FIG. 4 is a side view of said one side thereof;

FIG. 5 is a side view of an opposite side thereof;

FIG. 6 is an end view of one end thereof; and,

FIG. 7 is an end view of an opposite end thereof.

[56] **References Cited**

U.S. PATENT DOCUMENTS

D. 405,374 2/1999 Jorst D10/32

1 Claim, 2 Drawing Sheets



FIG. 1



FIG. 2




FIG. 3




FIG. 4



FIG. 6




FIG. 5




FIG. 7

