



US00D432434S

# United States Patent [19] Hysek

[11] **Patent Number: Des. 432,434**

[45] **Date of Patent: \*\* Oct. 24, 2000**

[54] **WATCH-CASE**

[76] **Inventor: Jörg Hysek, Le Roocabella, 24, Av.,  
Princesse Grace, MC-98000, Monaco**

[\*\*] **Term: 14 Years**

[21] **Appl. No.: 29/114,968**

[22] **Filed: Dec. 3, 1999**

[51] **LOC (7) Cl. .... 10-02**

[52] **U.S. Cl. .... D10/30; D10/31**

[58] **Field of Search ..... D10/1-40, 122-132;  
368/280-282, 276-277, 285**

[56] **References Cited**

**U.S. PATENT DOCUMENTS**

- D. 157,606 3/1950 Lachman ..... D10/30
- D. 312,416 11/1990 Braun ..... D10/38
- D. 386,094 11/1997 Ventrella ..... D10/30
- D. 410,854 6/1999 Cheung et al. .... D10/39

**FOREIGN PATENT DOCUMENTS**

2837056 3/1980 Germany ..... 368/281

*Primary Examiner*—Nelson C. Holtie  
*Attorney, Agent, or Firm*—John L. Chiatlas

[57] **CLAIM**

I claim the ornamental design for the watch-case, as shown and described.

**DESCRIPTION**

FIG. 1 is a front perspective view of the new ornamental watch-case of the present invention.  
FIG. 2 is a front view thereof.  
FIG. 3 is a back view thereof.  
FIG. 4 is a bottom view thereof.  
FIG. 5 is a top view thereof.  
FIG. 6 is a right side view thereof; and,  
FIG. 7 is a left side view thereof.

**1 Claim, 2 Drawing Sheets**






Fig. 1




Fig. 2




Fig. 3




Fig. 4




Fig. 5




Fig. 6




Fig. 7