



US00D432431S

United States Patent [19]
Robinson

[11] **Patent Number: Des. 432,431**

[45] **Date of Patent: ** Oct. 24, 2000**

[54] **COMBINATION JACK-IN-THE-BOX AND
TIMER**

3,667,155 6/1972 Freeland 446/310
4,407,504 10/1983 Popov 273/153 R
5,539,295 7/1996 Utsumi et al. 318/791

[76] Inventor: **Richard K Robinson**, 143 Elm Road,
New Malden, Surrey KT3 3HP, United
Kingdom

Primary Examiner—Nelson C. Holtje

[**] Term: **14 Years**

[57] **CLAIM**

The ornamental design for a combination jack-in-the-box
and timer, as shown and described.

[21] Appl. No.: **29/112,707**

DESCRIPTION

[22] Filed: **Oct. 22, 1999**

[51] **LOC (7) Cl.** **10-03**

[52] **U.S. Cl.** **D10/2; D10/7; D10/40;**
D21/589

[58] **Field of Search** D10/1-40, 122-132;
D21/589; 368/96-100, 107-121, 276-277,
285, 316, 317; 446/310

FIG. 1 is a front elevational view of the combination
jack-in-the-box and timer of the present invention;

FIG. 2 is a rear elevational view of the combination jack-
in-the-box and timer of FIG. 1;

FIG. 3 is a left side elevational view of the combination
jack-in-the-box and timer of FIG. 1;

FIG. 4 is a right side elevational view of the combination
jack-in-the-box and timer of FIG. 1;

FIG. 5 is a top plan view of the combination jack-in-the-box
and timer of FIG. 1; and,

FIG. 6 is a bottom plan view of the combination jack-in-
the-box and timer of FIG. 1.

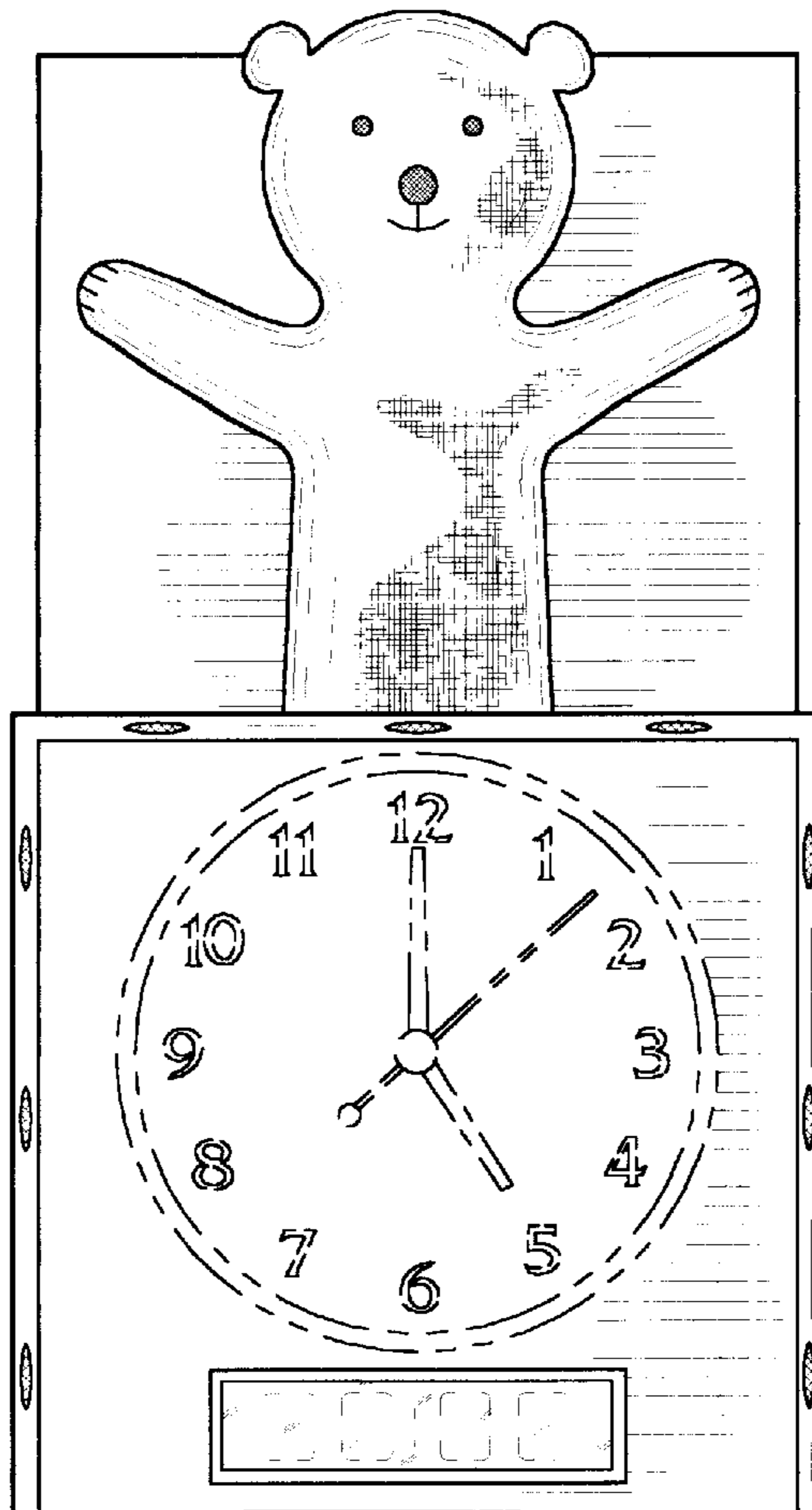
The broken line showing of a clock/timer dial is for illus-
trative purposes only and forms no part of the claimed
design.

[56] **References Cited**

U.S. PATENT DOCUMENTS

D. 336,937	6/1993	Sato	D21/531
D. 391,172	2/1998	Pan	D10/7
817,818	4/1906	Harding et al.	446/310
2,446,540	8/1948	Leach	446/310
2,598,807	6/1952	Lawson	D21/589 X
2,705,387	4/1955	Handler	446/310
3,037,779	6/1962	Duncan	446/310

1 Claim, 3 Drawing Sheets



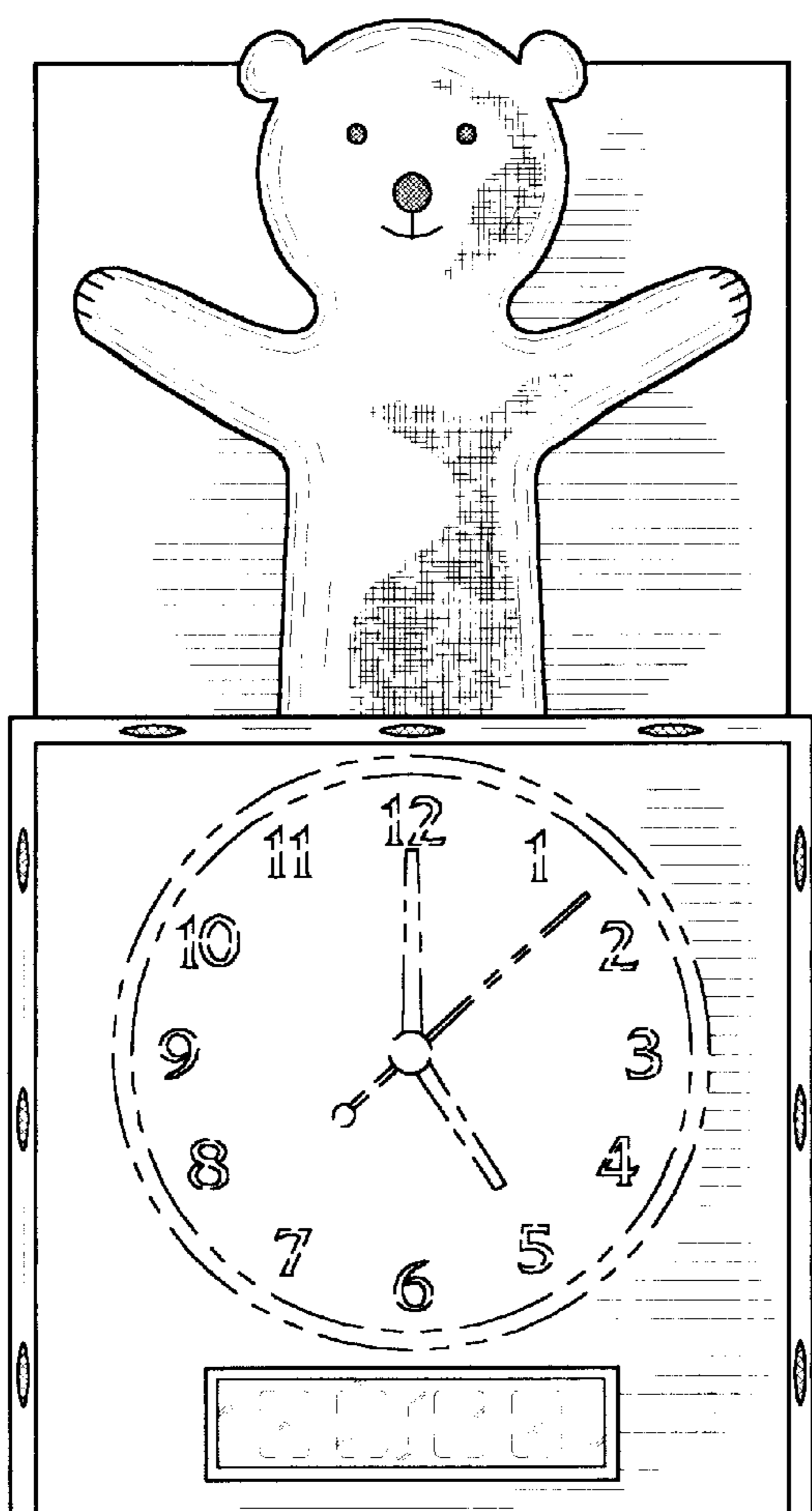


Fig. 1




Fig. 2

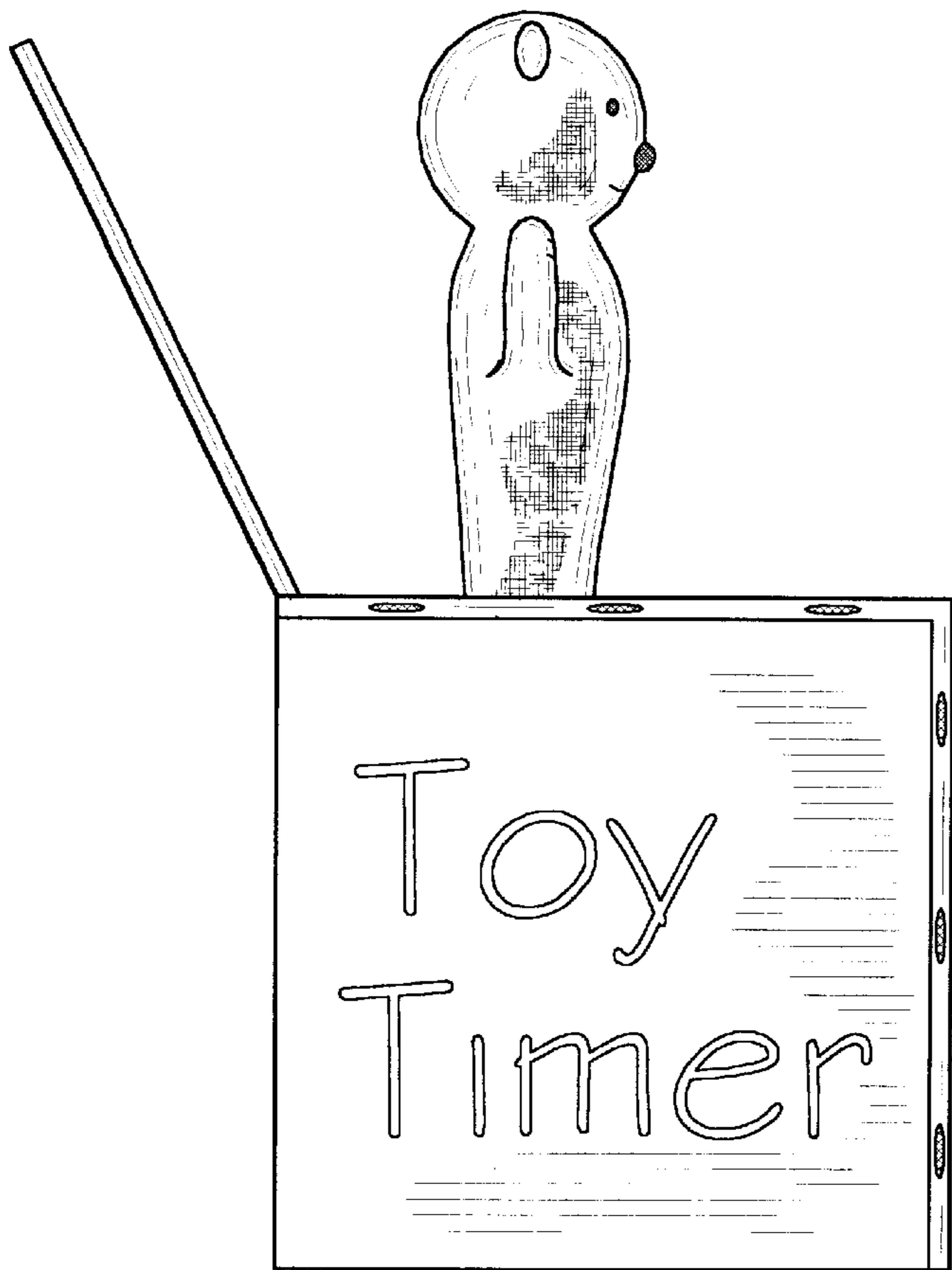


Fig. 3




Fig. 4

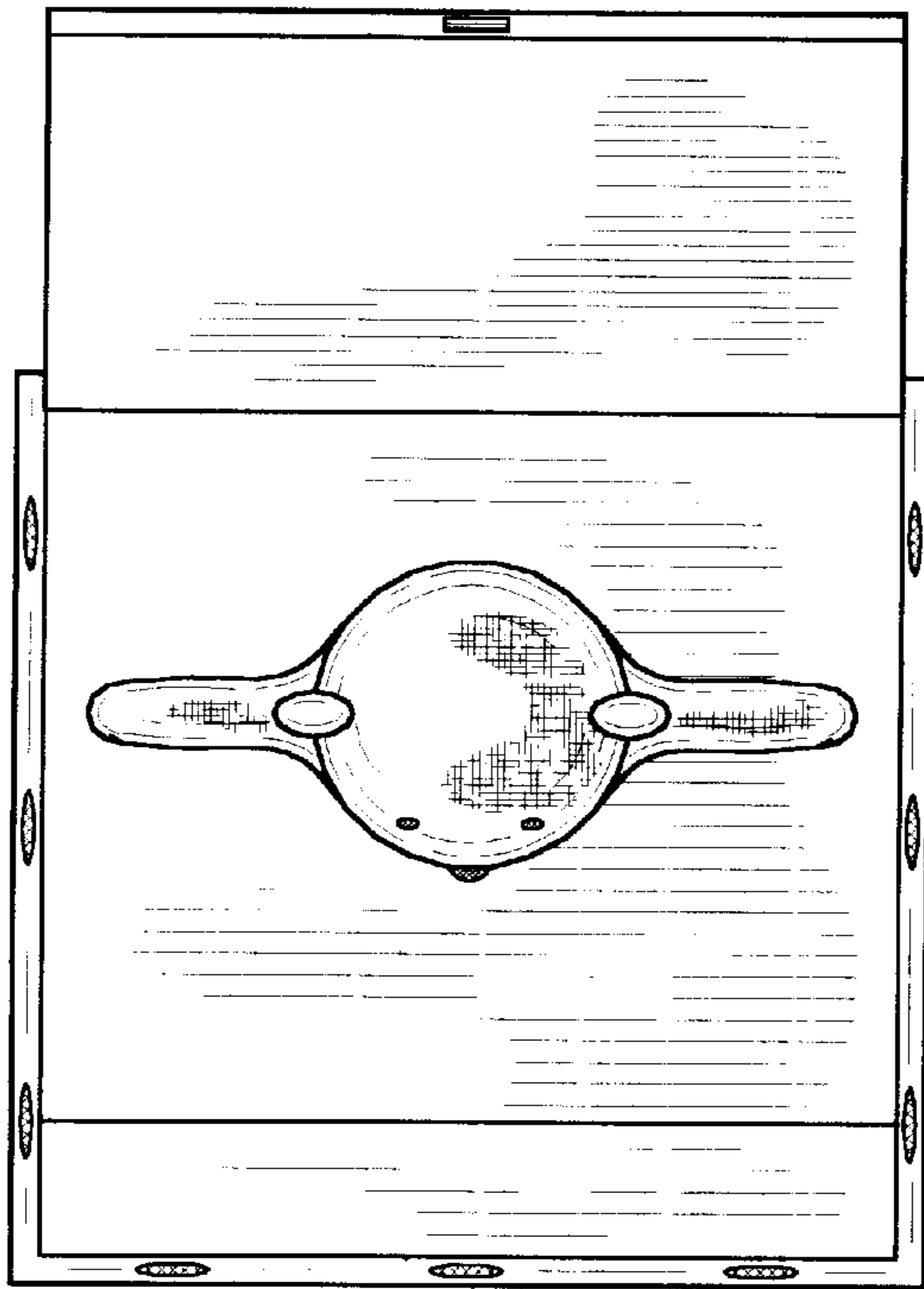


Fig. 5




Fig. 6