



US00D432418S

United States Patent [19] Saulas

[11] Patent Number: **Des. 432,418**

[45] Date of Patent: **** Oct. 24, 2000**

[54] **CARTON**

[75] Inventor: **Alain Saulas**, Chateauroux, France

[73] Assignee: **The Mead Corporation**, Dayton, Ohio

[**] Term: **14 Years**

[21] Appl. No.: **29/074,333**

[22] Filed: **Jul. 29, 1997**

[30] Foreign Application Priority Data

Jan. 31, 1997 [GB] United Kingdom 2062823

[51] **LOC (7) Cl.** **09-03**

[52] **U.S. Cl.** **D9/432; D9/433**

[58] **Field of Search** D9/305, 307, 414,
D9/430-433, 434, 337, 339, 341, 345, 348,
415; 229/109, 110

[56] References Cited

U.S. PATENT DOCUMENTS

D. 222,669	11/1971	Freiman	D9/433
D. 348,609	7/1994	Eisman et al.	D9/430
D. 351,345	10/1994	Geho	D9/430
D. 390,110	2/1998	Mario	D9/433
D. 397,294	8/1998	Saulas	D9/430
D. 418,750	1/2000	Blin	D9/430
2,147,563	2/1939	Turner	229/109
2,347,422	4/1944	Loth	229/109
2,372,312	3/1945	Buttery	229/109
2,522,597	9/1950	Blandford	229/192
2,708,545	5/1955	Seith	229/123.1
2,819,833	1/1958	Sauer	229/109
2,925,213	2/1960	Zukoski	229/122
3,512,697	5/1970	Robinson	229/109
3,923,234	12/1975	Lund, Jr.	206/586

4,765,534	8/1988	Zion et al.	229/109
4,793,546	12/1988	Nunn	229/109
4,919,326	4/1990	Deiger	229/109
4,993,625	2/1991	Stease et al.	229/109
5,000,374	3/1991	Deiger	229/109
5,071,062	12/1991	Bradley et al.	229/109
5,263,634	11/1993	Korine	229/109
5,402,929	4/1995	Ritter et al.	229/110
5,476,216	12/1995	Robertella et al.	229/109
5,595,339	1/1997	Correll	229/109
5,806,755	9/1998	Correll	229/110

FOREIGN PATENT DOCUMENTS

3218174 A1 11/1983 Germany .
3933372 A1 4/1991 Germany .

Primary Examiner—Ted Shooman
Assistant Examiner—Carol Rademaker
Attorney, Agent, or Firm—Michael V. Drew

[57] CLAIM

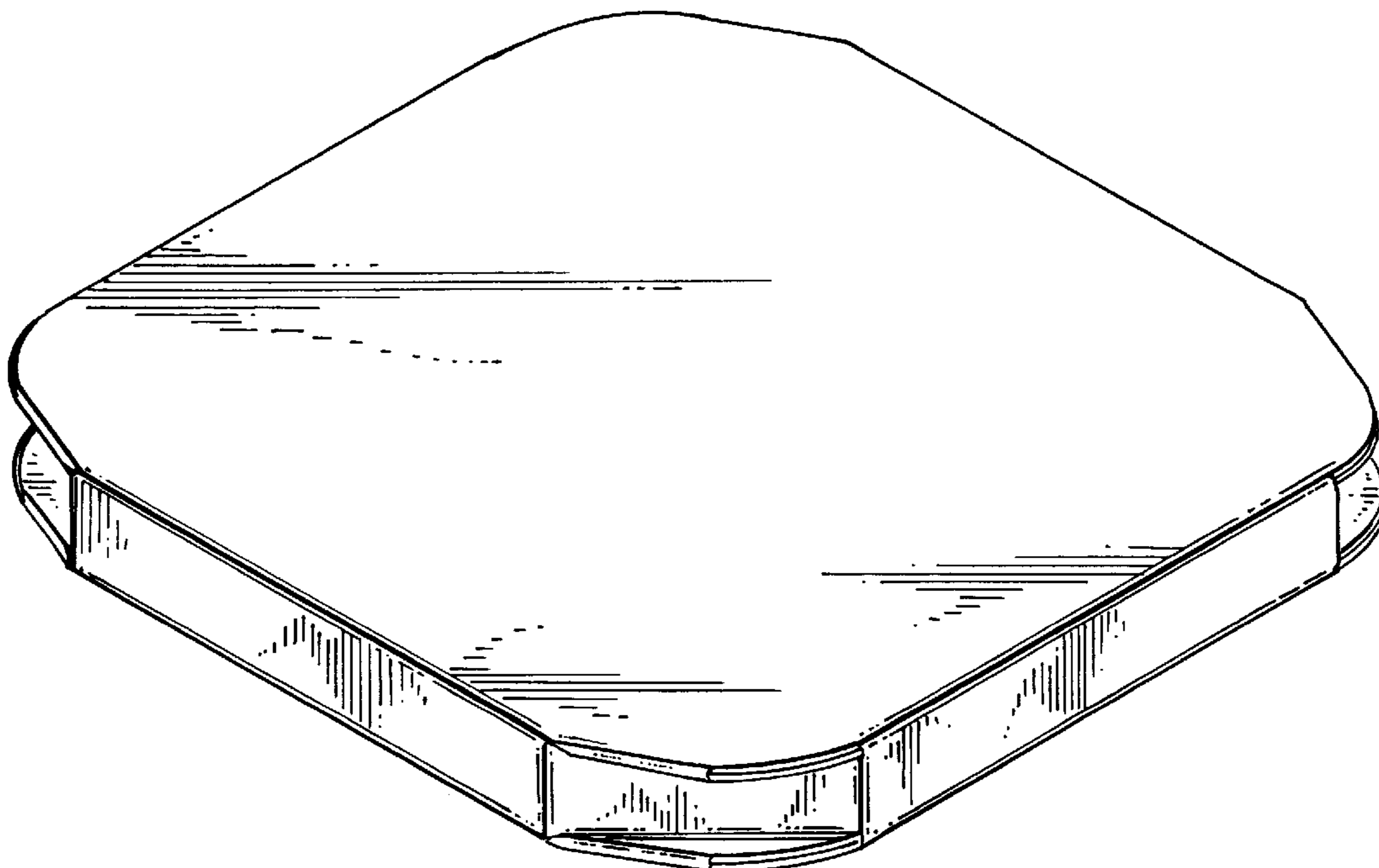
The ornamental design for a carton, as shown and described.

DESCRIPTION

FIG. 1 is a perspective view of a carton showing my new design;
FIG. 2 is a top plan view thereof, the bottom plan view being identical;
FIG. 3 is a side elevation view thereof the opposite side being a mirror image;
FIG. 4 is another side elevation view thereof, the opposite side being a mirror image; and,
FIG. 5 is a plan view of the carton of FIG. 1 in unfolded condition.

The broken lines shown in FIG. 5 represent fold lines.

1 Claim, 3 Drawing Sheets



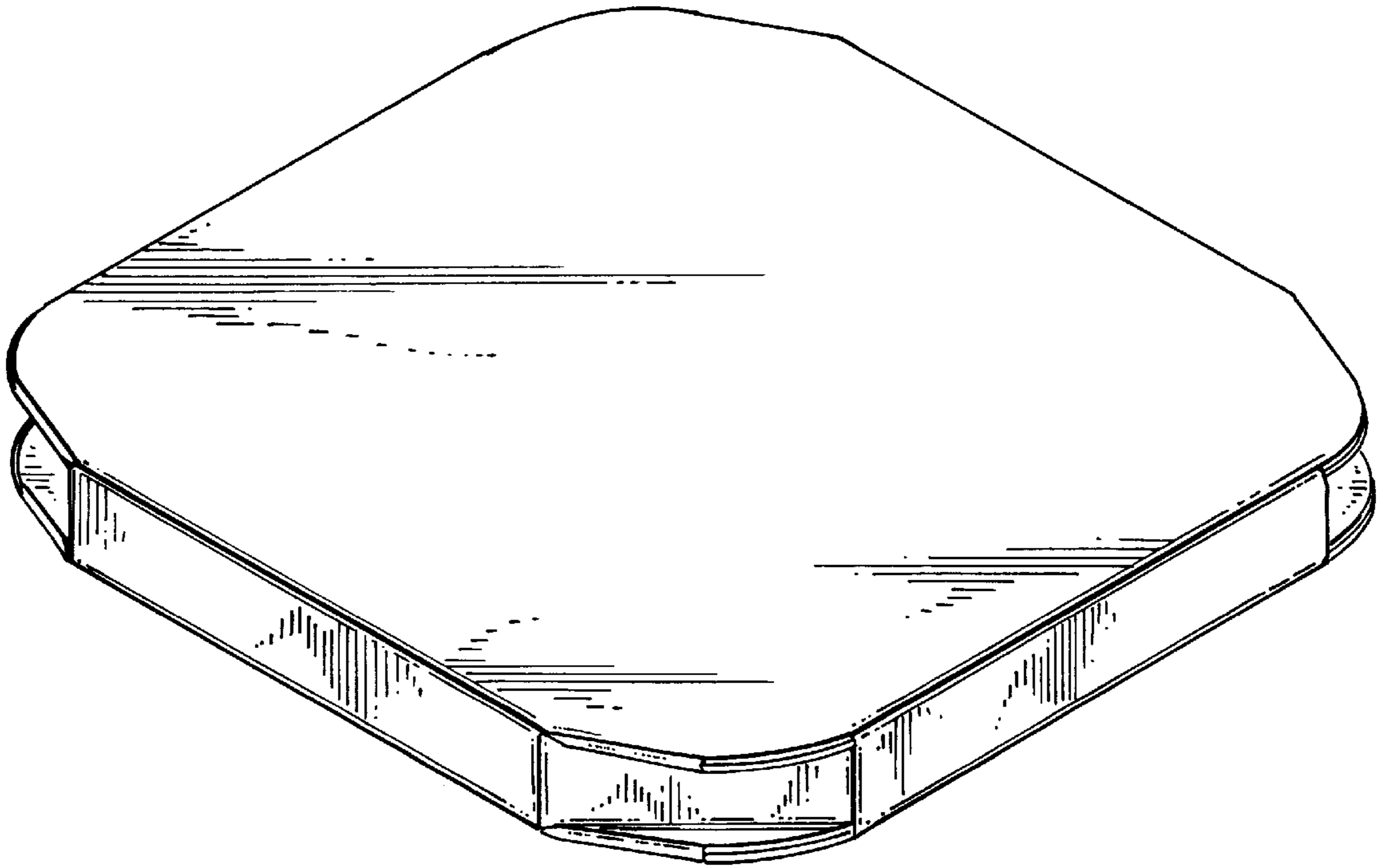


FIG. 1

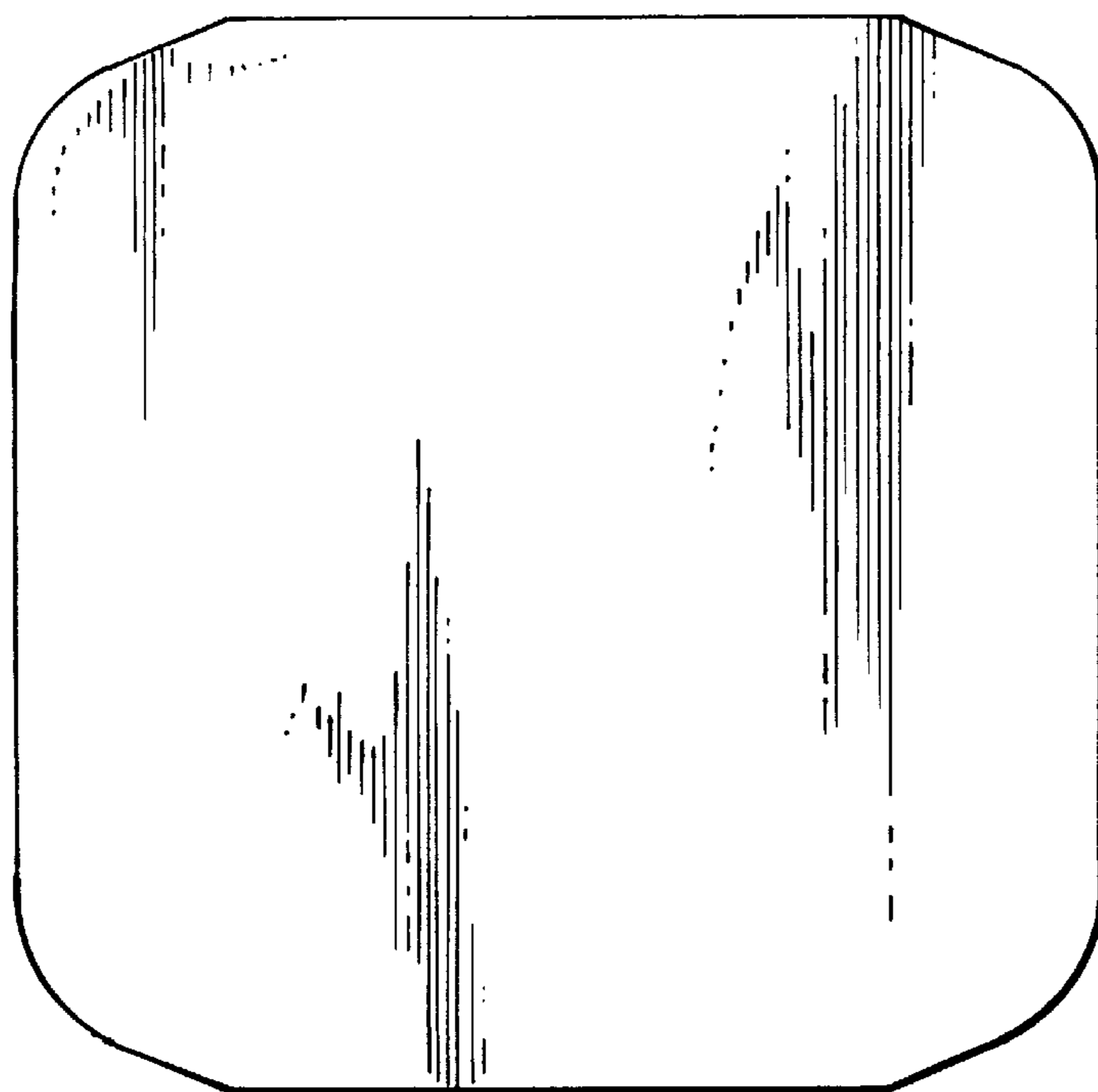


Fig. 2




Fig. 3



Fig. 4

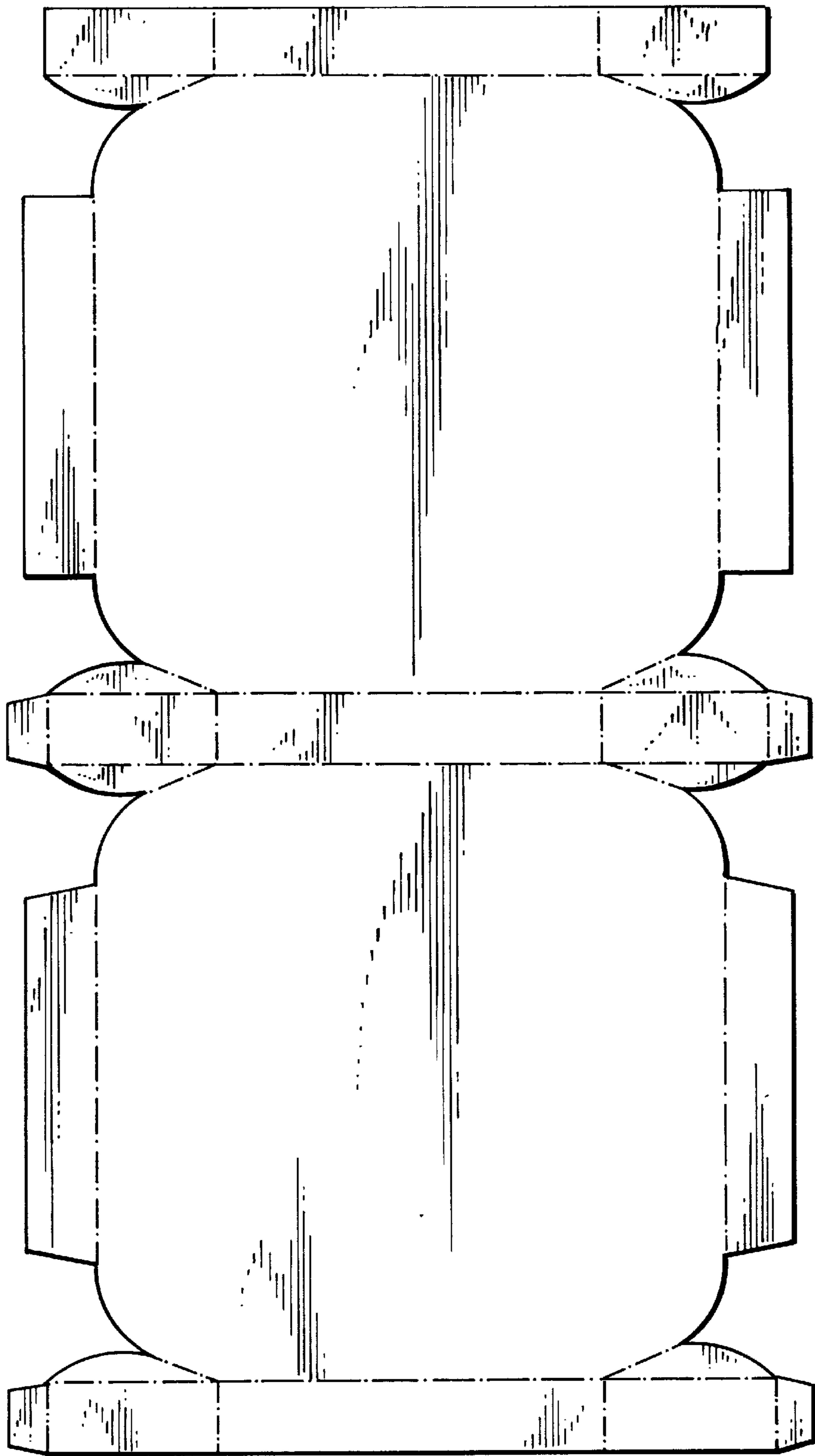


Fig. 5