



US00D432413S

United States Patent [19] Owens

[11] Patent Number: **Des. 432,413**

[45] Date of Patent: **** Oct. 24, 2000**

[54] **CARTON FOR ELONGATED LAWN APPLIANCE**

[75] Inventor: **Glen Allen Owens**, Nashville, Ark.

[73] Assignee: **WCI Outdoor Products, Inc.**,
Cleveland, Ohio

[**] Term: **14 Years**

[21] Appl. No.: **29/111,531**

[22] Filed: **Sep. 29, 1999**

[51] **LOC (7) Cl.** **09-07**

[52] **U.S. Cl.** **D9/418; D9/415**

[58] **Field of Search** D9/414, 415, 418,
D9/432, 431, 337; 206/769-773, 775-783,
216, 319, 320, 348, 349; 229/162, 108,
116.1

[56] **References Cited**

U.S. PATENT DOCUMENTS

D. 275,837	10/1984	Poelvoorde	D9/418
D. 310,488	9/1990	Callinan	D9/418
D. 337,048	7/1993	Detert et al.	D9/418
D. 373,080	8/1996	Prosperi et al.	D9/418
D. 411,104	6/1999	Simile-Gravina et al.	D9/418

1,228,714	6/1917	Stortz	206/769
3,651,928	3/1972	Weisman	206/782
5,040,683	8/1991	Marsillio	206/320
5,790,021	8/1998	Mickel et al.	206/320
5,816,411	10/1998	Smith	206/782

Primary Examiner—Phabhakar Deshmukh
Attorney, Agent, or Firm—Marc A. Hubbard; Munsch Hardt Kopf & Harr, P.C.

[57] **CLAIM**

The ornamental design for carton for elongated lawn appliance, as shown and described.

DESCRIPTION

FIG. 1 is a top view of a carton for an elongated lawn appliance;

FIG. 2 is a left side elevational view thereof;

FIG. 3 is a front elevational view thereof;

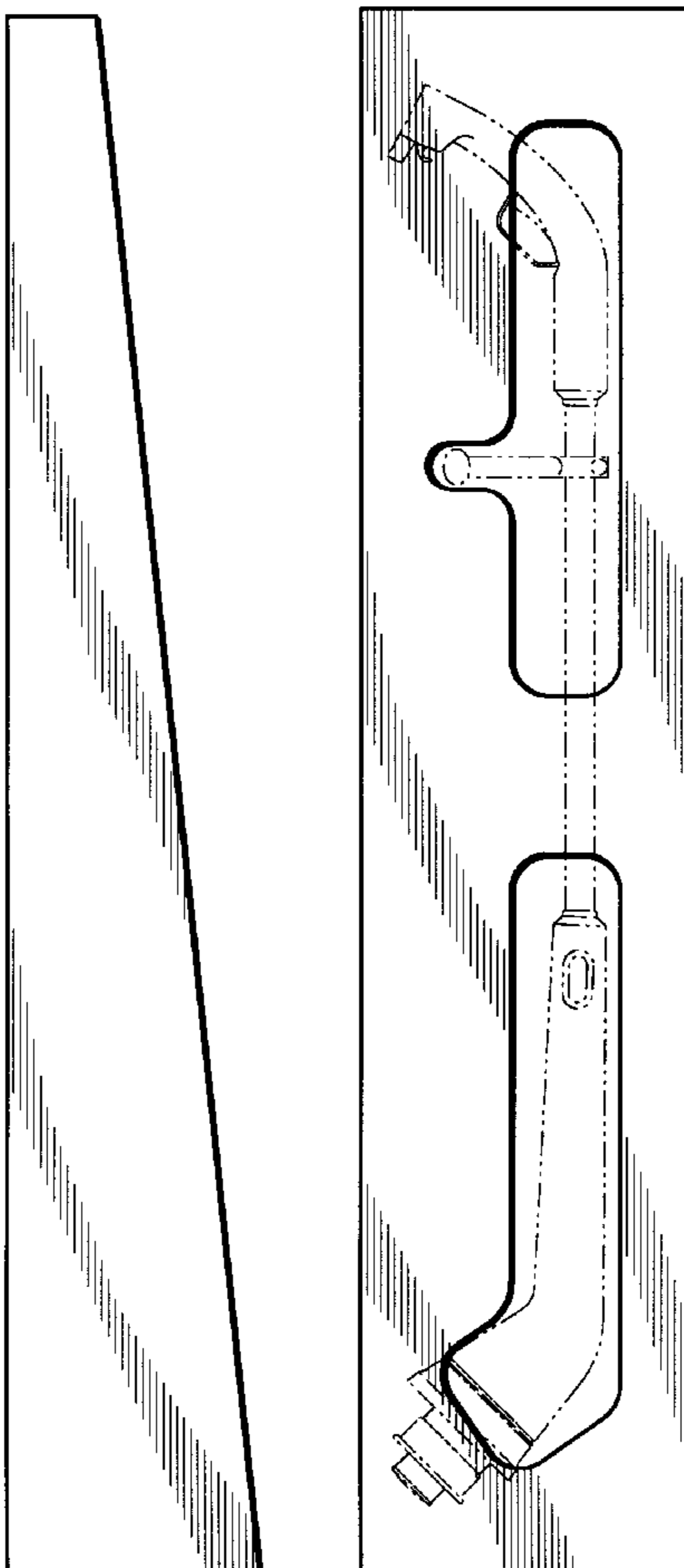
FIG. 4 is a right side elevational view thereof;

FIG. 5 is a rear elevational view thereof; and,

FIG. 6 is a bottom view thereof.

The elongated lawn appliance indicated by broken lines FIG. 3 is for illustrative purposes only and does not form part of the claimed design.

1 Claim, 1 Drawing Sheet



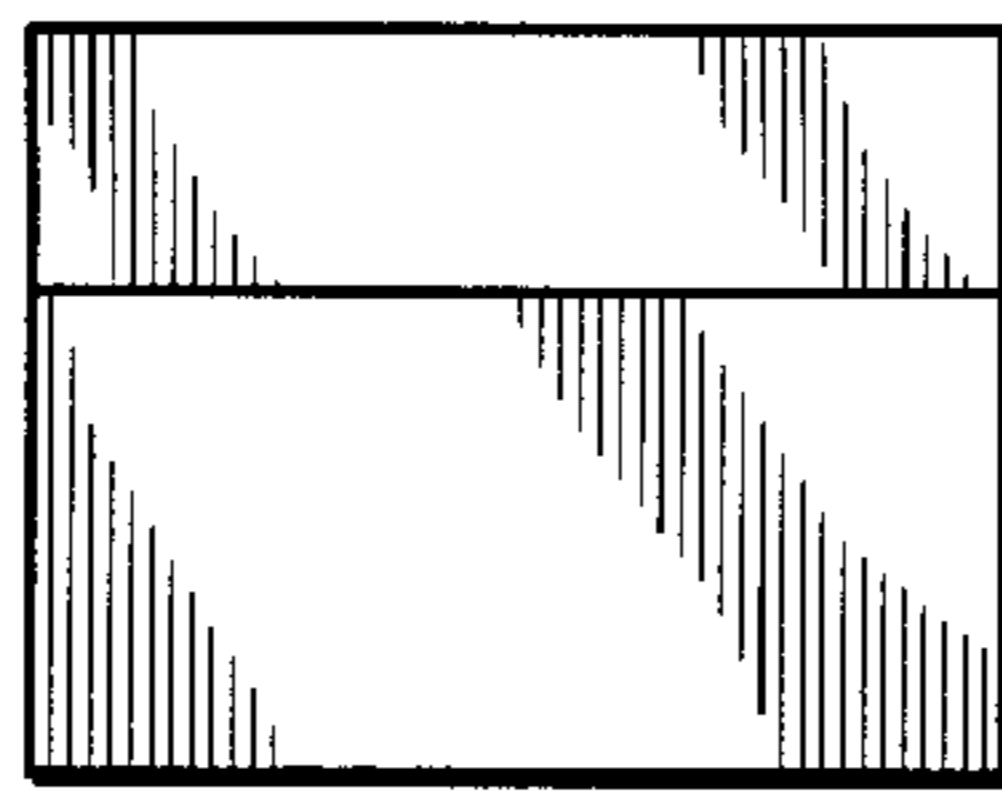


Fig.1

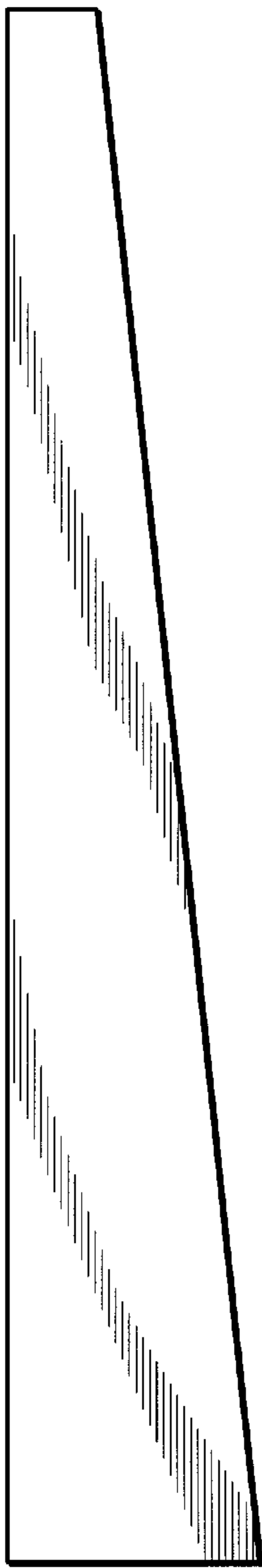


Fig.2

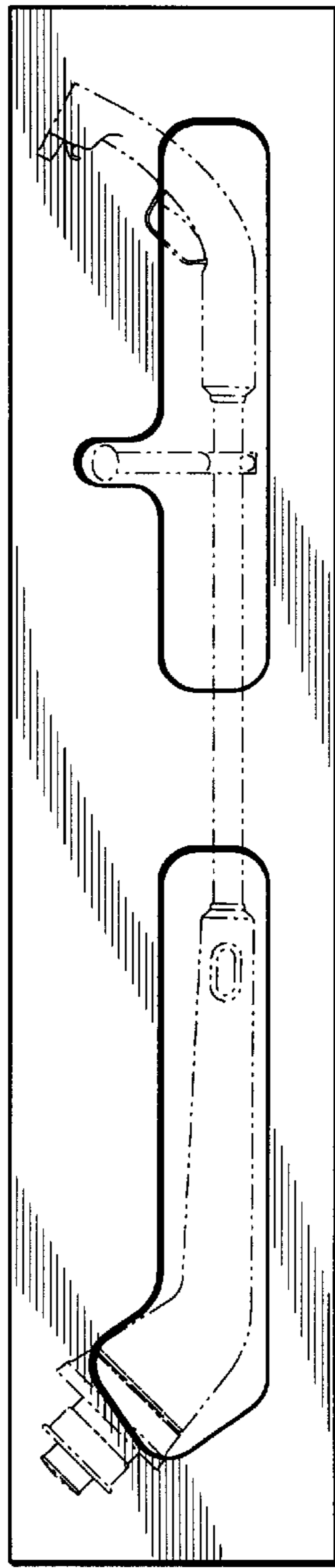


Fig.3

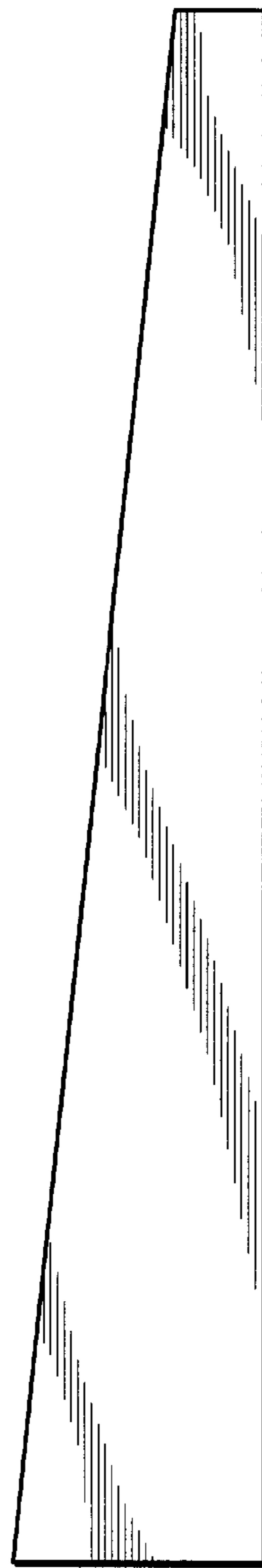


Fig.4

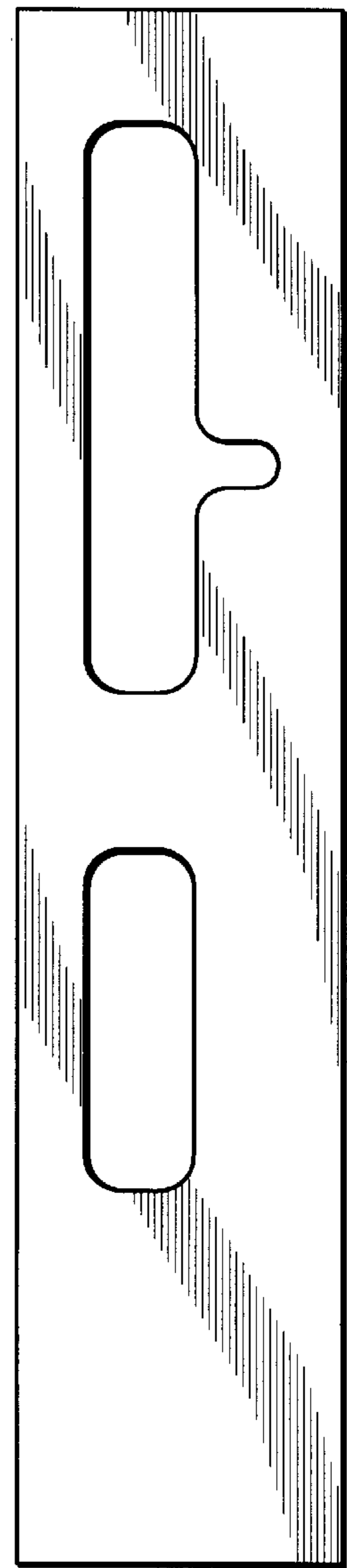


Fig.5

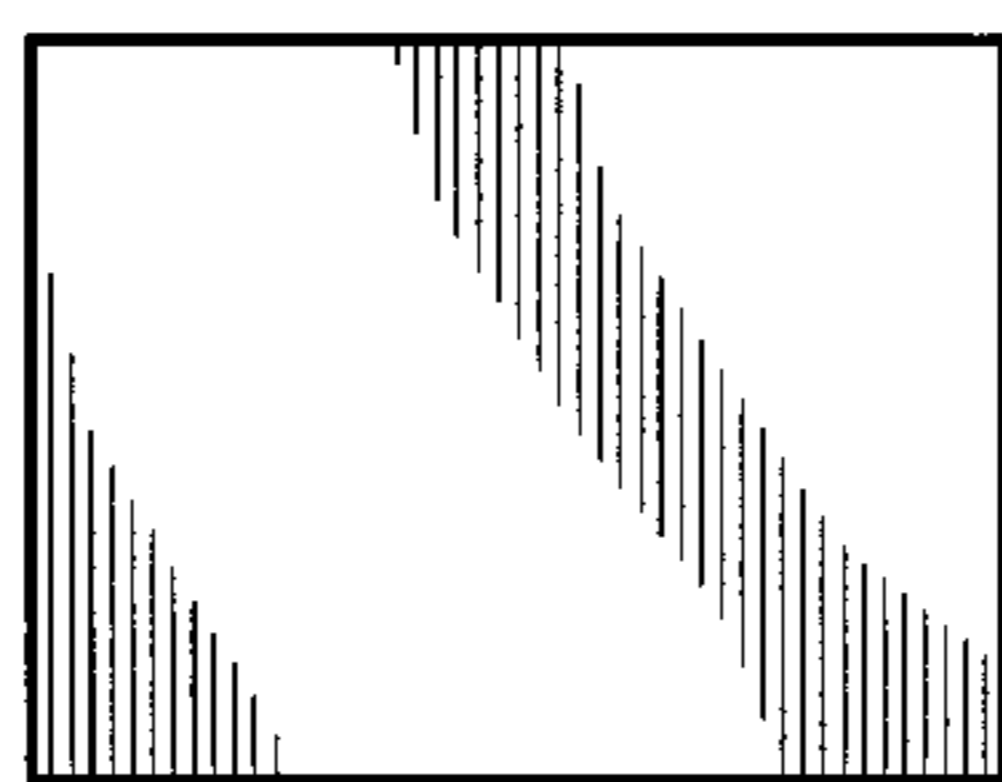


Fig.6