



US00D432382S

# United States Patent [19]

Hsu

[11] **Patent Number: Des. 432,382**

[45] **Date of Patent: \*\* Oct. 24, 2000**

[54] **SCREWDRIVER**

[75] **Inventor: Huang-Tung Hsu, Taichung Hsein, Taiwan**

[73] **Assignee: Chu Min Co., Ltd., Taichung Hsien, Taiwan**

[\*\*] **Term: 14 Years**

[21] **Appl. No.: 29/116,889**

[22] **Filed: Jan. 13, 2000**

[51] **LOC (7) Cl. .... 08-04**

[52] **U.S. Cl. .... D8/82; D8/83**

[58] **Field of Search .... D8/82, 83, 84, D8/85, 86, 87, 107; 81/177.1, 436, 437, 438, 439, 440, 489**

[56] **References Cited**

**U.S. PATENT DOCUMENTS**

- D. 334,128 3/1993 Gomas ..... D8/83
- D. 335,074 4/1993 Hahn ..... D8/83
- D. 338,385 8/1993 Shu ..... D8/83

- D. 347,373 5/1994 Tsai ..... D8/83
- D. 376,528 12/1996 Krapowicz ..... D8/83
- D. 379,750 6/1997 Thompson et al. .... D8/83
- D. 393,582 4/1998 Amtenbrink et al. .... D8/83
- D. 401,831 12/1998 Moody ..... D8/83
- D. 413,782 12/1999 Krapowicz ..... D8/83
- 5,823,078 10/1998 Liu ..... 81/436

*Primary Examiner*—Philip S. Hyder  
*Attorney, Agent, or Firm*—Rosenberg, Klein & Lee

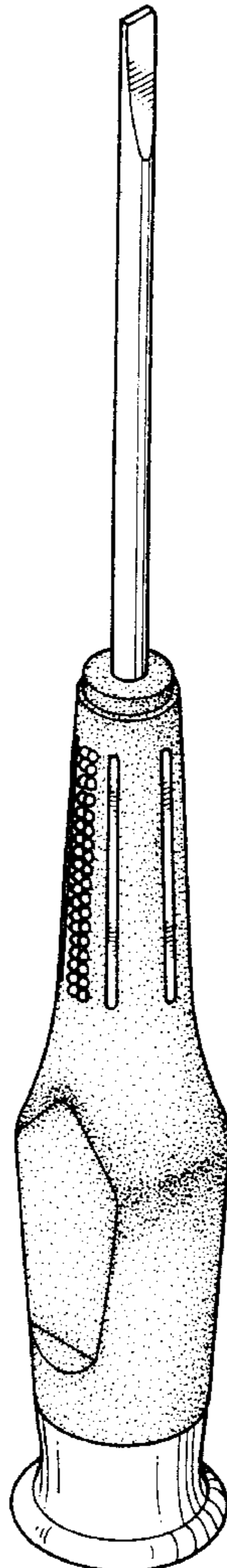
[57] **CLAIM**

The ornamental design for a screwdriver, as shown and described.

**DESCRIPTION**

FIG. 1 is a perspective view of screwdriver showing my new design;  
 FIG. 2 is a front elevation view, the rear elevation view thereof being identical in appearance;  
 FIG. 3 is a left side elevation view, the right side elevation view thereof being identical in appearance;  
 FIG. 4 is a top plan view thereof; and,  
 FIG. 5 is a bottom plan view thereof.

**1 Claim, 3 Drawing Sheets**



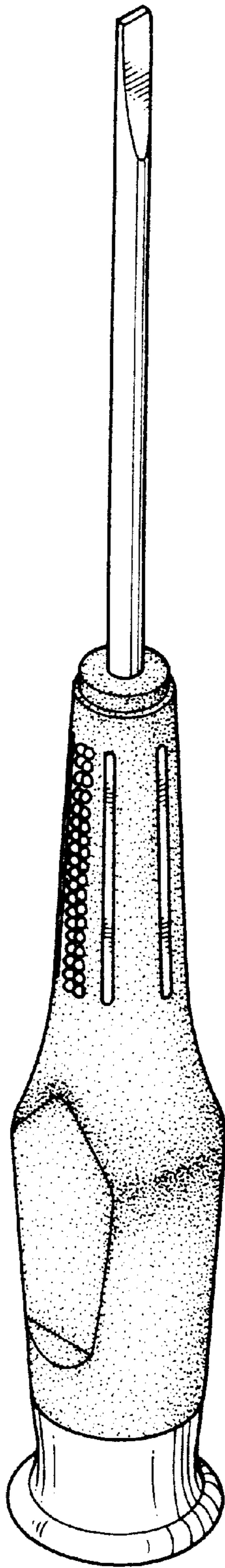


FIG. 1

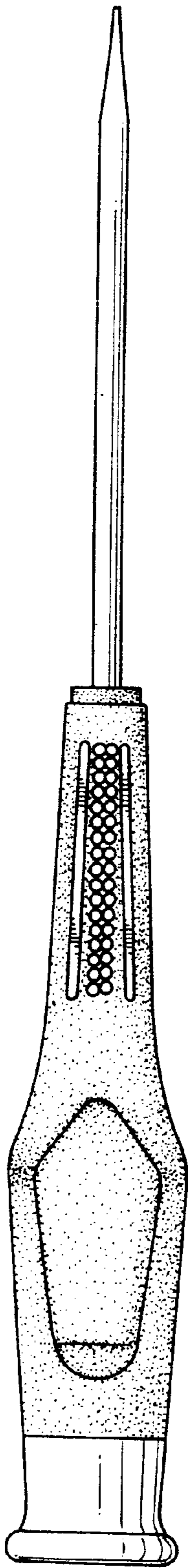


FIG. 2

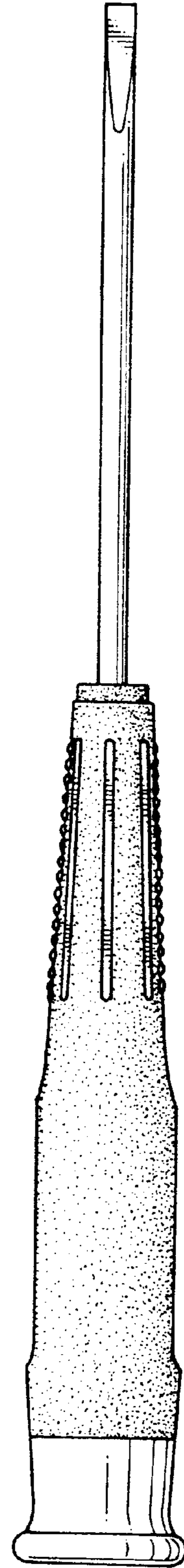


FIG. 3

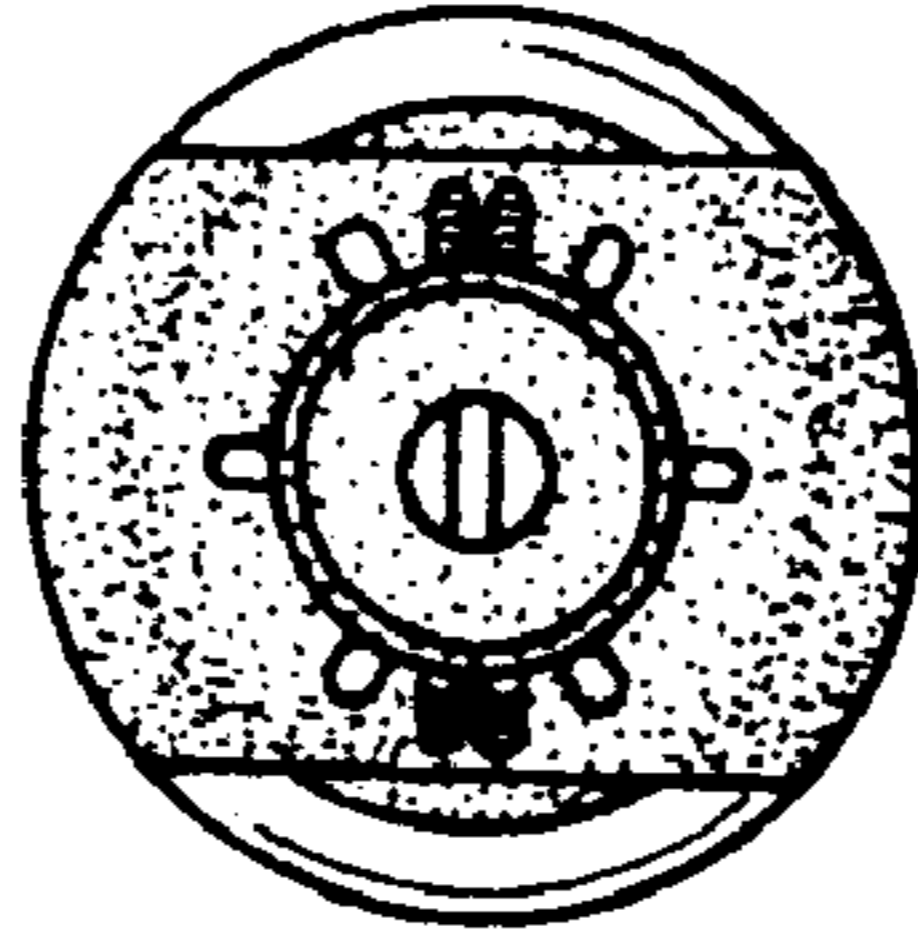


FIG. 4

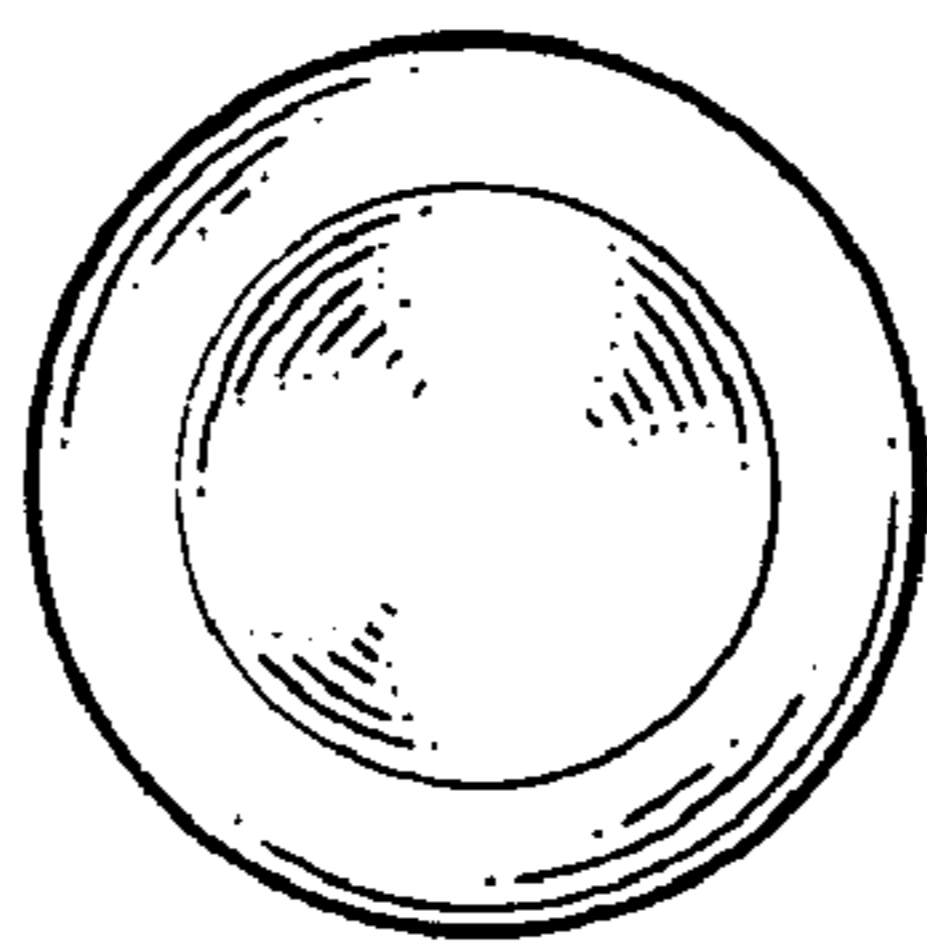


FIG. 5