



US00D432373S

# United States Patent [19]

Fox

[11] Patent Number: Des. 432,373

[45] Date of Patent: \*\* Oct. 24, 2000

[54] SHOVEL

5,743,580 4/1998 Evans ..... 294/57  
5,984,393 11/1999 Washington ..... 294/54.5

[76] Inventor: **Tim M. Fox**, P.O. Box 245, Marshall, Mo. 65340

### OTHER PUBLICATIONS

[\*\*] Term: **14 Years**

Hammacher Schlemmer & Co. catalog; item D Spade; p. 591; 1914.

[21] Appl. No.: **29/107,023**

DIY Retailing catalog; Light/Back-Saver Snow Shovel; p. 128; Aug. 1985.

[22] Filed: **Jun. 24, 1999**

*Primary Examiner*—Robin V. Taylor

[51] LOC (7) Cl. .... **08-01**

[57] **CLAIM**

[52] U.S. Cl. .... **D8/10**

The ornamental design for a shovel, as shown and described.

[58] Field of Search ..... D8/1, 9, 10; 294/49, 294/54.5, 57, 58

### DESCRIPTION

### [56] References Cited

FIG. 1 is a front elevational view of the shovel of the present invention;

#### U.S. PATENT DOCUMENTS

FIG. 2 is a rear elevational view of the shovel of FIG. 1;

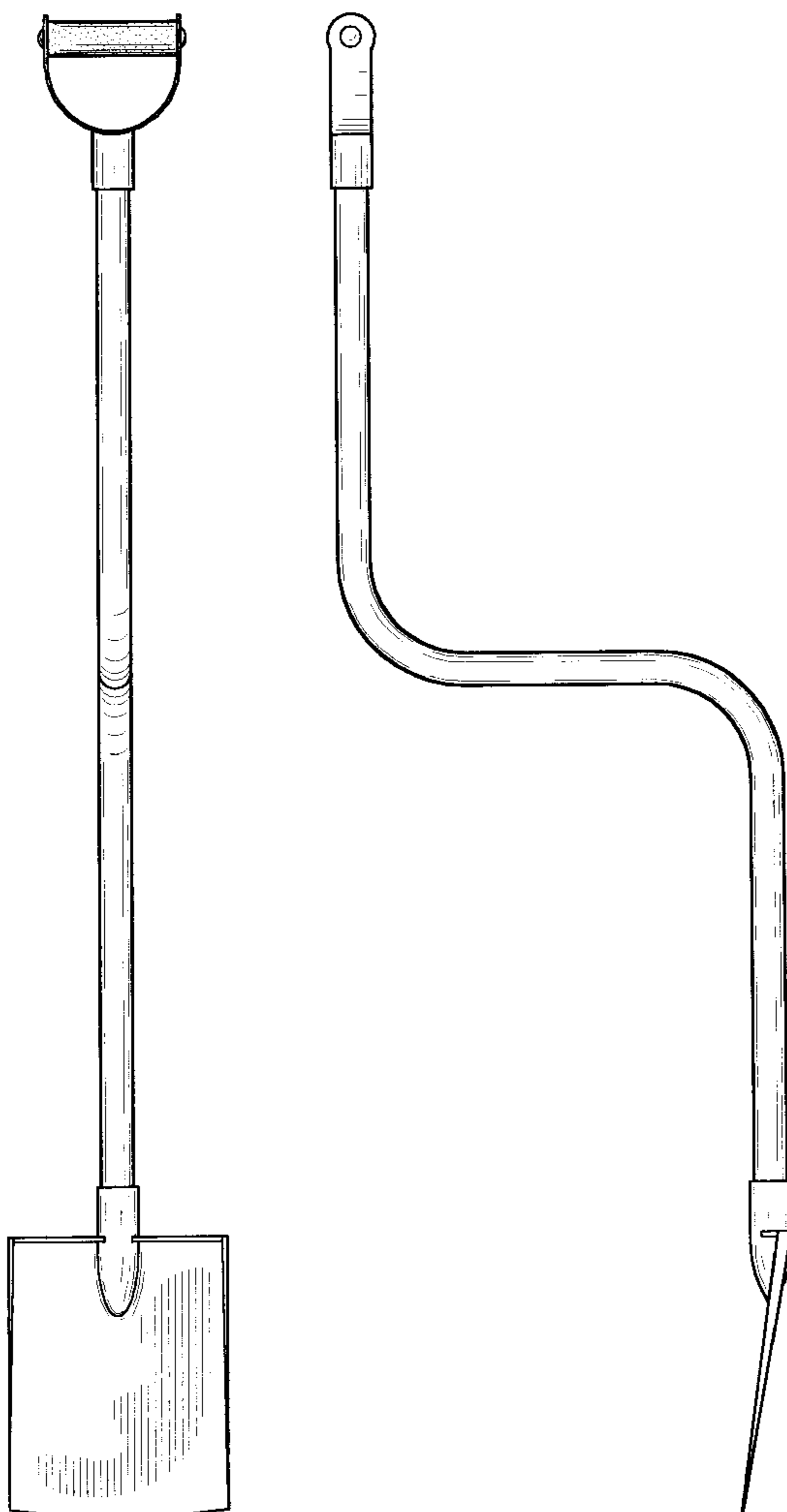
D. 29,737	11/1898	Gunning	.....	D8/10
172,632	1/1876	Kennedy	.....	294/57
D. 395,927	7/1998	Frelander	.....	D8/10
845,592	2/1907	Stewart	.....	294/57
3,078,604	2/1963	Neuman	.....	294/57
3,222,699	12/1965	Zeisig	.....	294/54.5
5,159,769	11/1992	Odorisio	.....	294/57

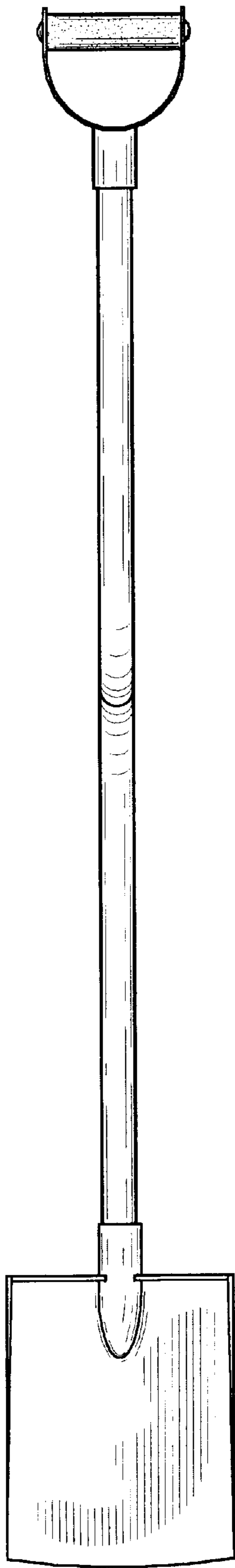
FIG. 3 is a right side elevational view of the shovel of FIG. 1, the left side elevational view being a mirror image thereof;

FIG. 4 is a top plan view of the shovel of FIG. 1; and,

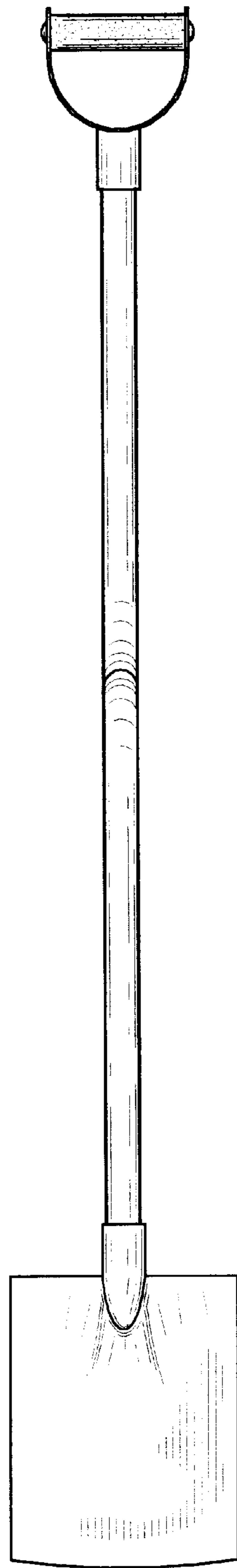
FIG. 5 is a bottom plan view of the shovel of FIG. 1.

**1 Claim, 2 Drawing Sheets**

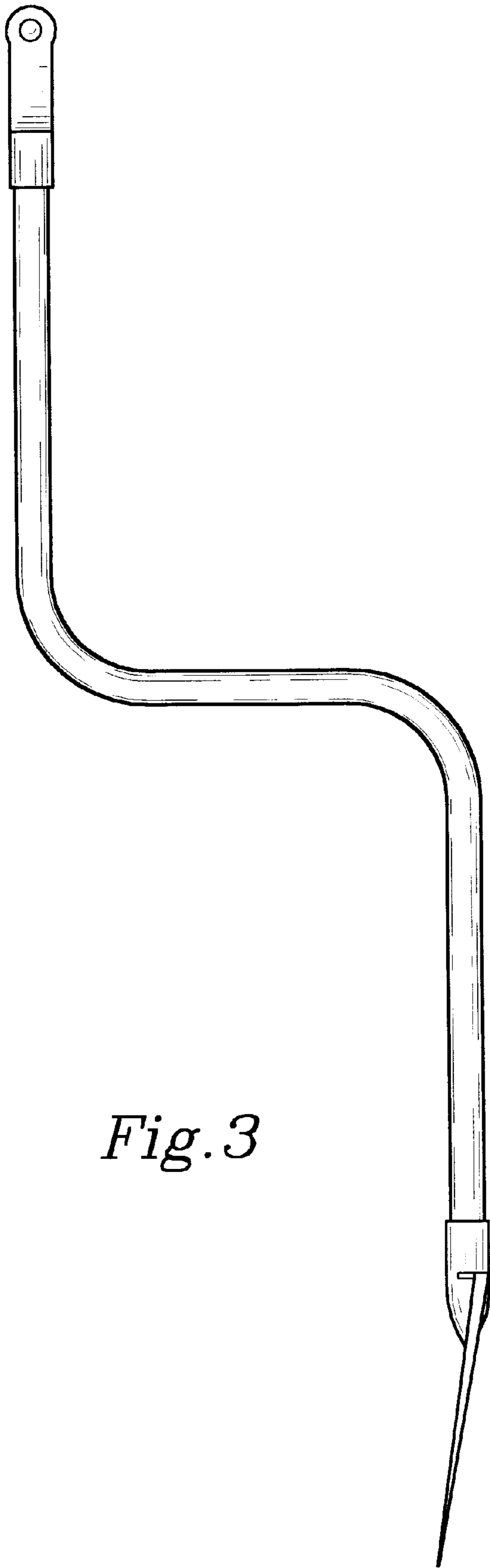




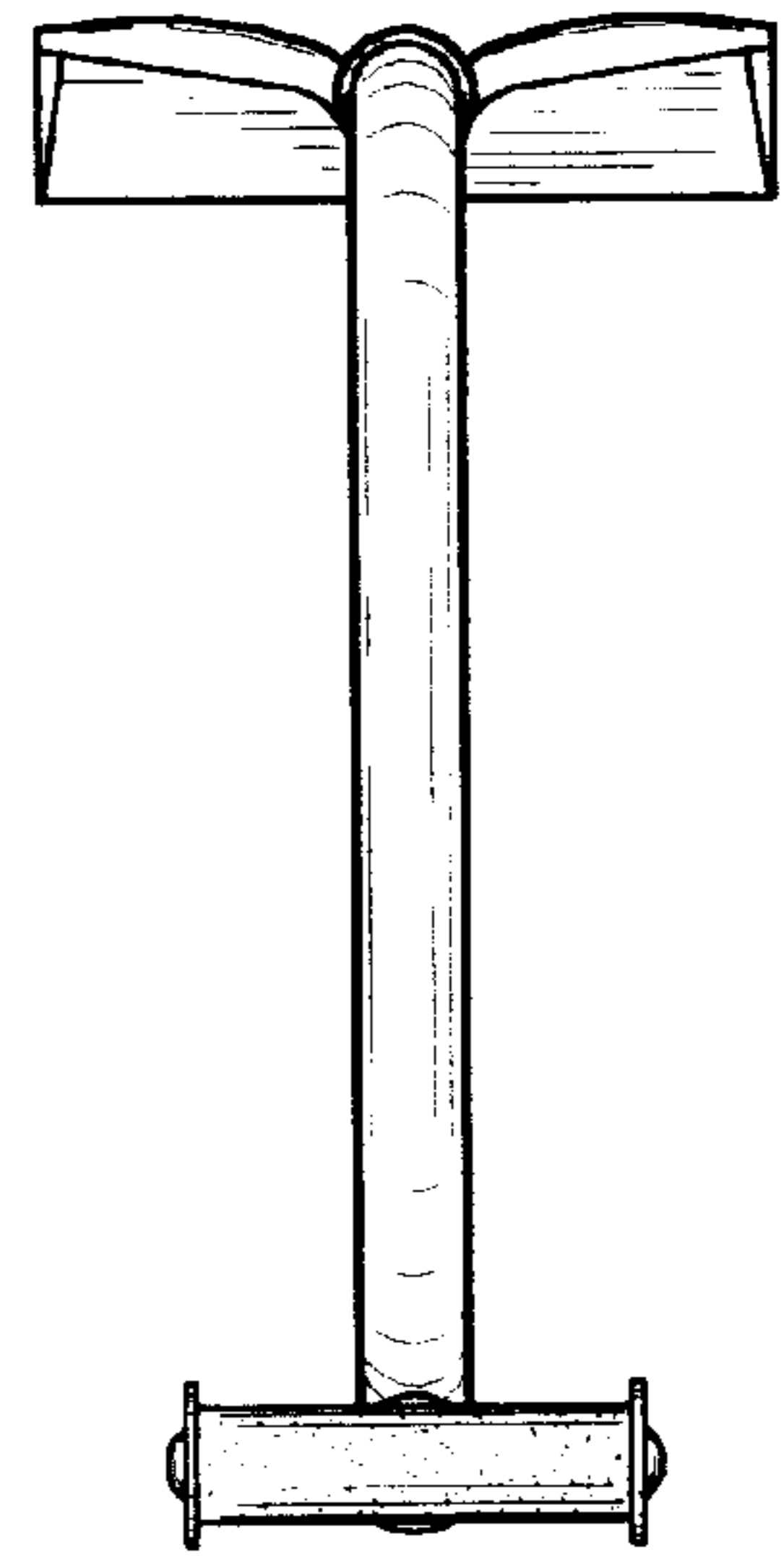
*Fig. 1*




*Fig. 2*



*Fig. 3*



*Fig. 4*



*Fig. 5*