



US00D432369S

United States Patent [19]
Borges

[11] **Patent Number: Des. 432,369**

[45] **Date of Patent: ** Oct. 24, 2000**

[54] **BEVERAGE BOTTLE HOLDER**

[76] Inventor: **Gerd Borges**, Carl-Orff-Ring 32,
D-87616 Marktoberdorf, Germany

[**] Term: **14 Years**

[21] Appl. No.: **29/114,118**

[22] Filed: **Nov. 18, 1999**

[30] **Foreign Application Priority Data**

May 25, 1999 [DE] Germany 499 05 142

[51] **LOC (7) Cl.** **07-06**

[52] **U.S. Cl.** **D7/702; D7/606**

[58] **Field of Search** D7/606, 702; D11/157;
D29/102-107; 206/457; 220/915.1, 915.2,
592.16; 211/74; 62/457.1, 371; D9/307

[56] **References Cited**

U.S. PATENT DOCUMENTS

D. 289,598	5/1987	Parmet	D7/606
D. 349,630	8/1994	Redmon	D7/606
D. 379,904	6/1997	Joyce	D7/606

Primary Examiner—Terry A. Wallace
Attorney, Agent, or Firm—Jansson, Shupe, Bridge & Munger, Ltd.



[57] **CLAIM**

The ornamental design for a beverage bottle holder, as shown and described.

DESCRIPTION

FIG. 1 is a left side elevation of the beverage bottle holder. FIG. 2 is a front elevation of the beverage bottle holder. FIG. 3 is a right side elevation of the beverage bottle holder. FIG. 4 is a rear elevation of the beverage bottle holder. FIG. 5 is a perspective view of the front side of the beverage bottle holder with part of the front portion opened showing the beverage bottles inside. The beverage bottles are not part of the design. FIG. 6 is a perspective view of the front side of the beverage bottle holder showing the front portion closed. FIG. 7 is a top plan view of the beverage bottle holder; and, FIG. 8 is a bottom plan view of the beverage bottle holder.

1 Claim, 4 Drawing Sheets






FIGURE 1




FIGURE 2




FIGURE 3




FIGURE 4




FIGURE 5




FIGURE 6




FIGURE 7




FIGURE 8