



US00D432359S

United States Patent [19]

Madden-Askew

[11] Patent Number: **Des. 432,359**

[45] Date of Patent: **** *Oct. 24, 2000**

[54] **DRINKING CUP**

[76] Inventor: **Jennifer Madden-Askew**, 3183
Twilight Ct., Middleburg, Fla. 32068

[*] Notice: This patent is subject to a terminal disclaimer.

[**] Term: **14 Years**

[21] Appl. No.: **29/116,623**

[22] Filed: **Jan. 7, 2000**

[51] **LOC (7) Cl.** **07-01**

[52] **U.S. Cl.** **D7/536; D7/532**

[58] **Field of Search** **D7/510, 511, 523,**
D7/536, 532, 569, 567; 229/402; 220/729,
23.86, 715, 713

[56] **References Cited**

U.S. PATENT DOCUMENTS

D. 067,738	7/1925	Bell	D7/523
D. 073,031	7/1927	Heisey	D7/523
D. 112,560	12/1938	Cunningham	D7/532
D. 118,650	1/1940	Sawyer	D7/532

D. 290,568	6/1987	Feltman et al.	D7/536
D. 314,308	2/1991	Cogswell	D7/507
D. 383,039	9/1997	Densmore	D7/536
D. 388,509	12/1997	Hsiao	D23/332
D. 418,013	12/1999	Fujii	D7/510

Primary Examiner—M. N. Pandozzi
Attorney, Agent, or Firm—Larson & Taylor, PLC

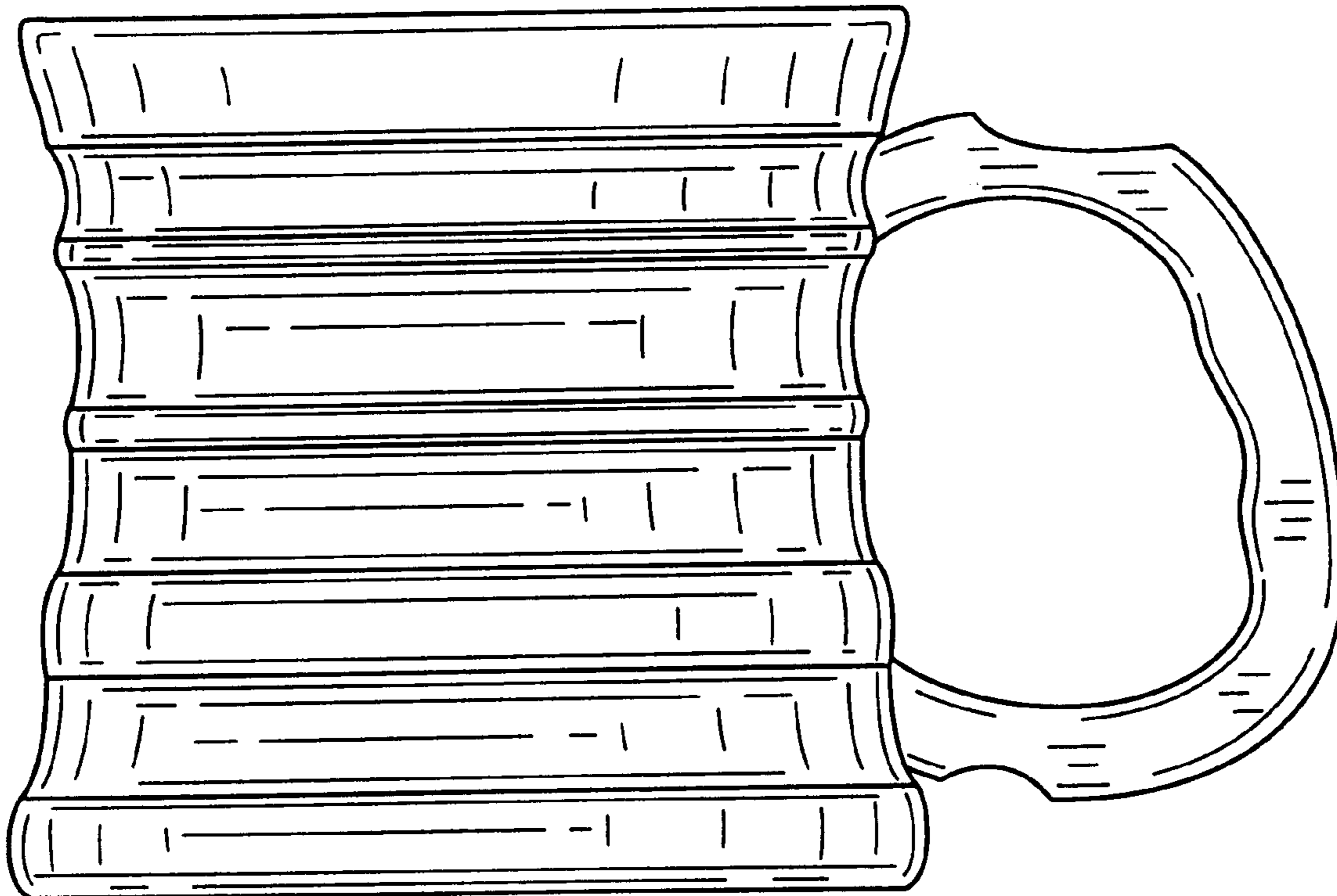
[57] **CLAIM**

The ornamental design for a drinking cup, as shown and described.

DESCRIPTION

FIG. 1 is a perspective view of a drinking cup in accordance with my design;
FIG. 2 is a side elevational view of the drinking cup of FIG. 1, with the opposite side elevational view being a mirror image thereof;
FIG. 3 is an end elevational view of the drinking cup of FIG. 1;
FIG. 4 is an end elevational view opposite to that of FIG. 3;
FIG. 5 is a top plan view of the drinking cup of FIG. 1; and,
FIG. 6 is a bottom plan view of the drinking cup of FIG. 1.

1 Claim, 3 Drawing Sheets






FIG. 1

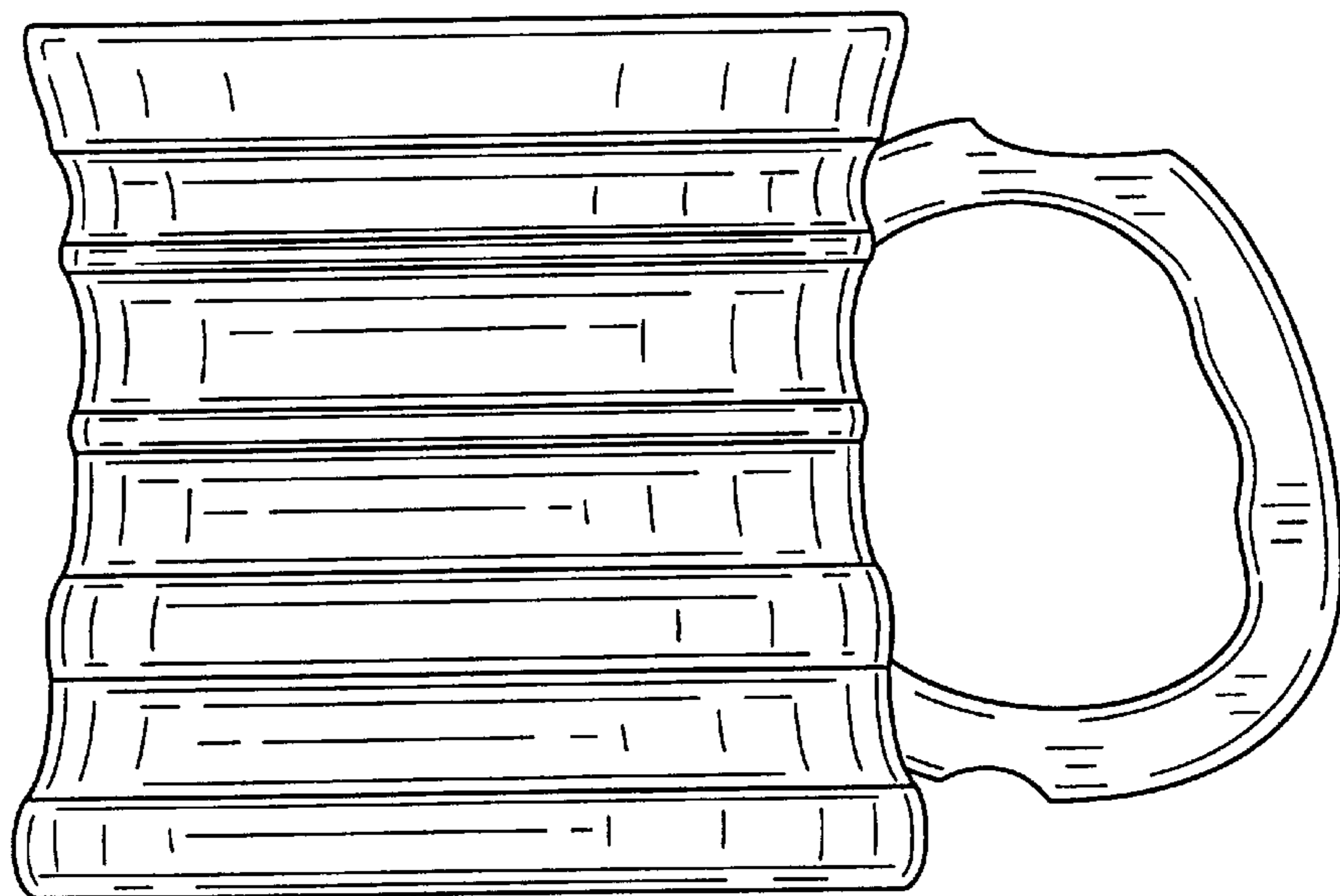


FIG. 2




FIG. 3




FIG. 4




FIG. 5

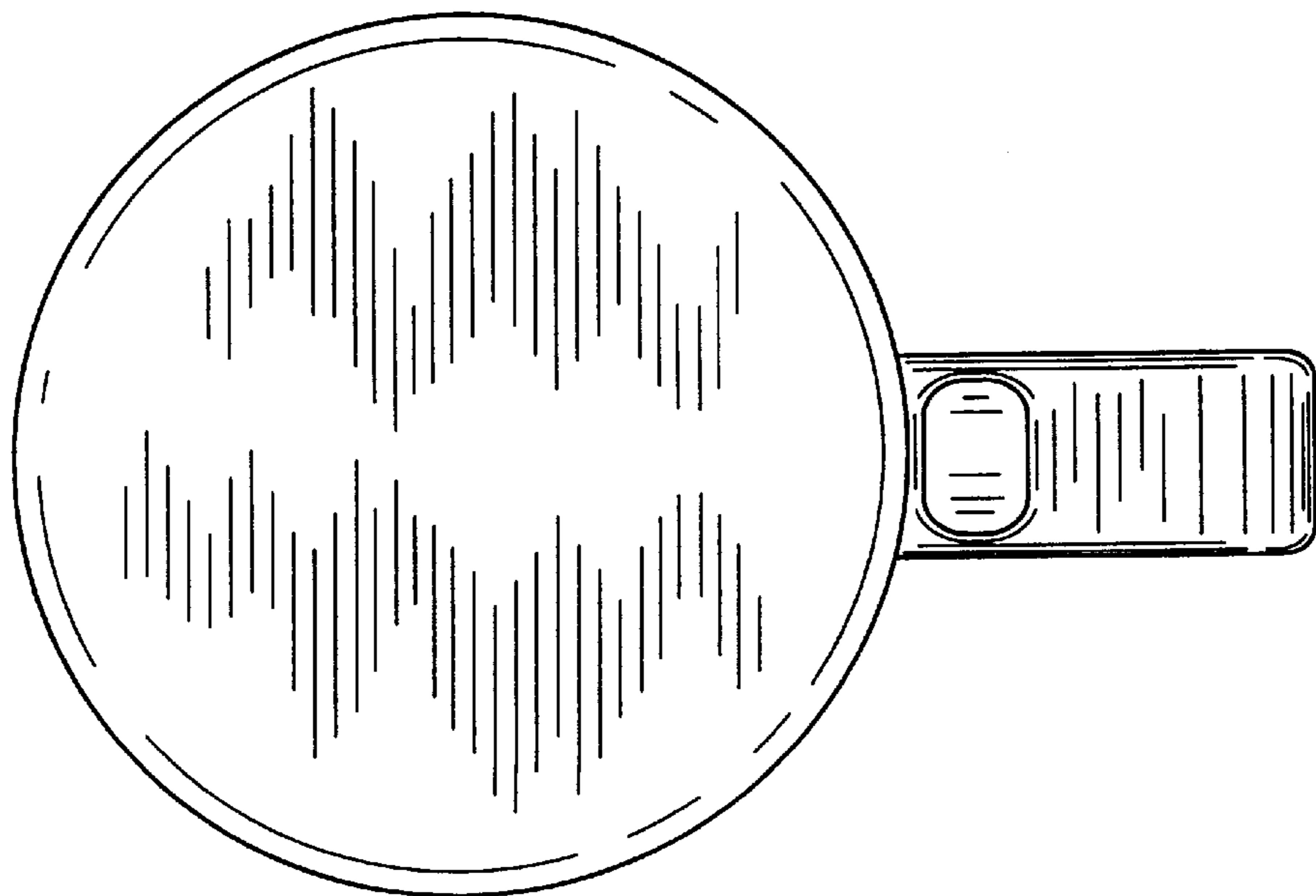


FIG. 6