



US00D432354S

# United States Patent [19] Wagner

[11] **Patent Number: Des. 432,354**

[45] **Date of Patent: \*\* Oct. 24, 2000**

[54] **HANDLE FOR A KITCHEN UTENSIL**

[75] Inventor: **Wolf Udo Wagner**, Frankfurt, Germany

[73] Assignee: **Zwilling J.A. Henckels AG**, Solingen, Germany

[\*\*] Term: **14 Years**

[21] Appl. No.: **29/116,989**

[22] Filed: **Jan. 14, 2000**

[30] **Foreign Application Priority Data**

Jul. 28, 1999 [XH] Hague Agreement ..... DM/048582

[51] **LOC (7) Cl.** ..... **07-02**

[52] **U.S. Cl.** ..... **D7/395**

[58] **Field of Search** ..... D7/642, 649, 653,  
D7/662-664, 688, 393, 395, 401.2; D8/107;  
16/43, 110.1, 430, 431; 30/322, 324, 329,  
340, 345

[56] **References Cited**

**U.S. PATENT DOCUMENTS**

D. 193,202 7/1962 Eckersberg ..... D7/395

D. 401,473 11/1998 Swinford et al. .... D7/395  
D. 411,077 6/1999 Kwok ..... D7/395  
D. 420,887 2/2000 Chen ..... D8/107  
5,737,803 4/1998 Tisdale ..... 16/43

*Primary Examiner*—Caron D. Veynar  
*Attorney, Agent, or Firm*—Hill & Simpson

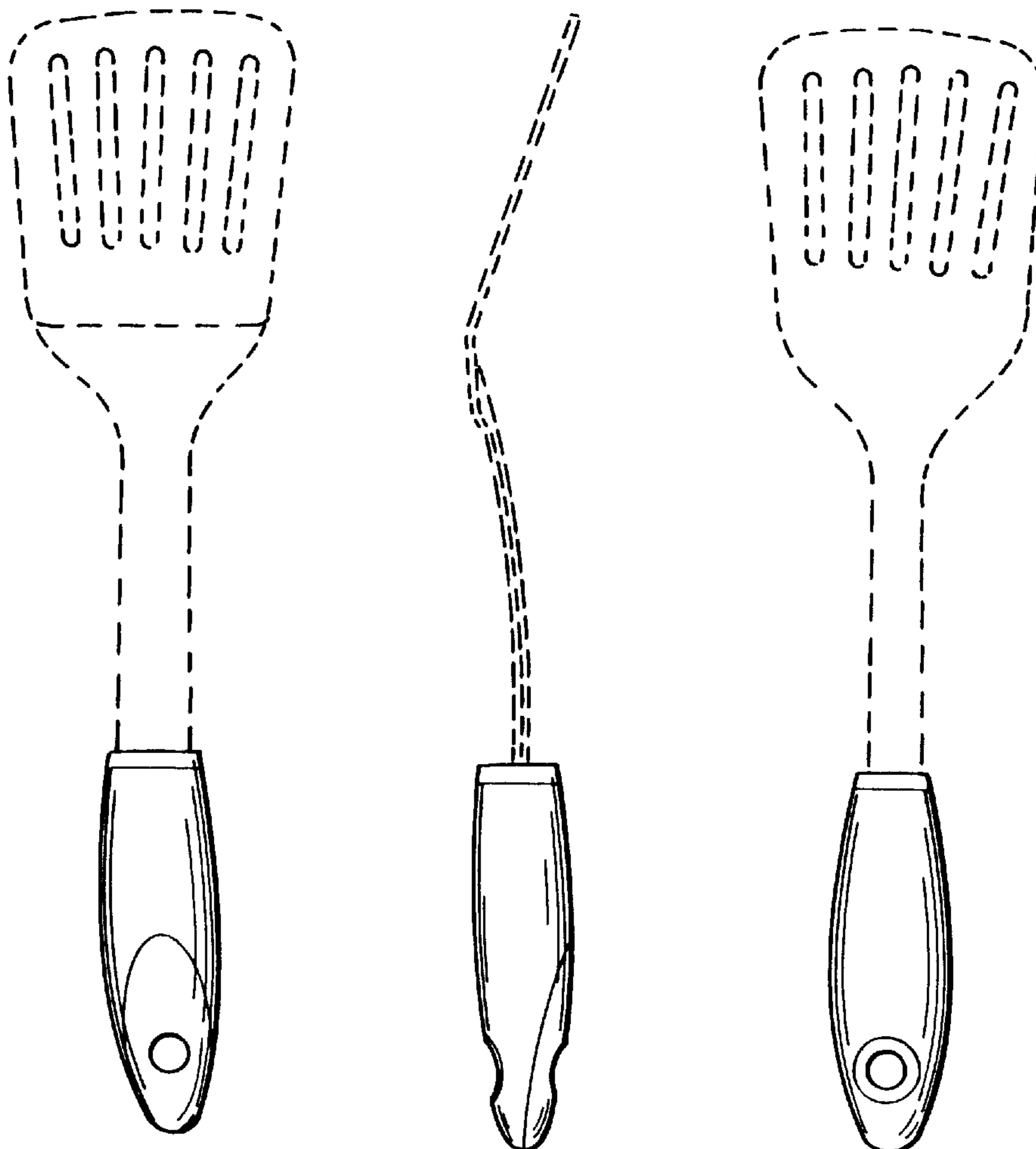
[57] **CLAIM**

The ornamental design for a handle for a kitchen utensil, as shown and described.

**DESCRIPTION**

FIG. 1 is a front view of a handle for a kitchen utensil showing my new design;  
FIG. 2 is a side view taken from the left side of the handle of FIG. 1;  
FIG. 3 is a side view taken from the right side of the handle of FIG. 1;  
FIG. 4 is a back view of the handle of FIG. 1;  
FIG. 5 is a top plan view of the handle of FIG. 1; and,  
FIG. 6 is a bottom plan view of the handle of FIG. 1.  
The broken line showings in FIGS. 1-6 are for illustrative purposes only and form no part of the claimed design.

**1 Claim, 1 Drawing Sheet**



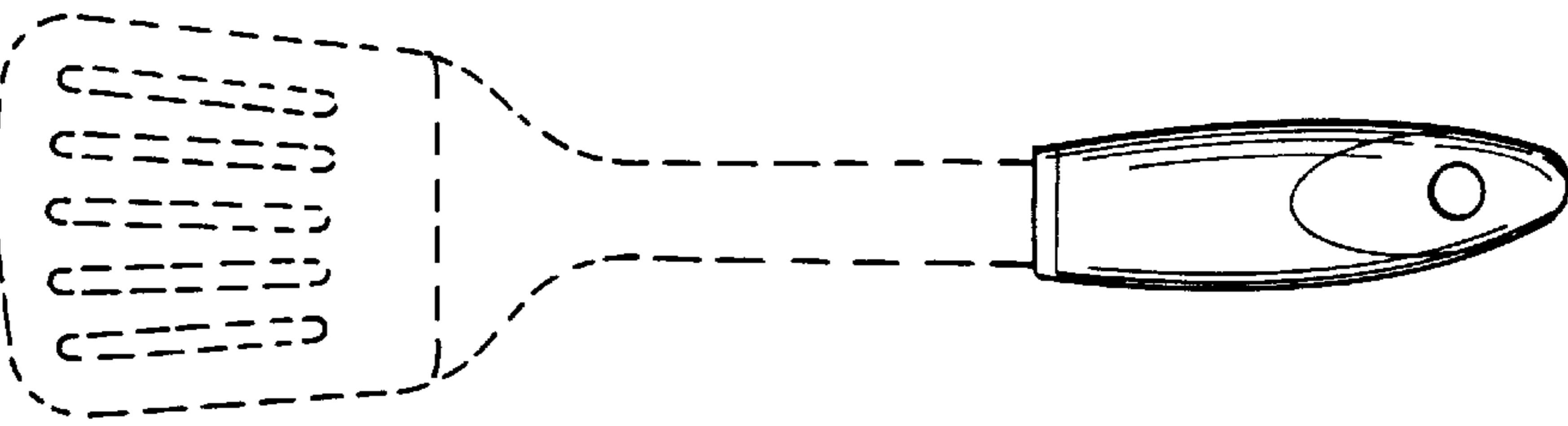


Fig.1




Fig.2



Fig.3

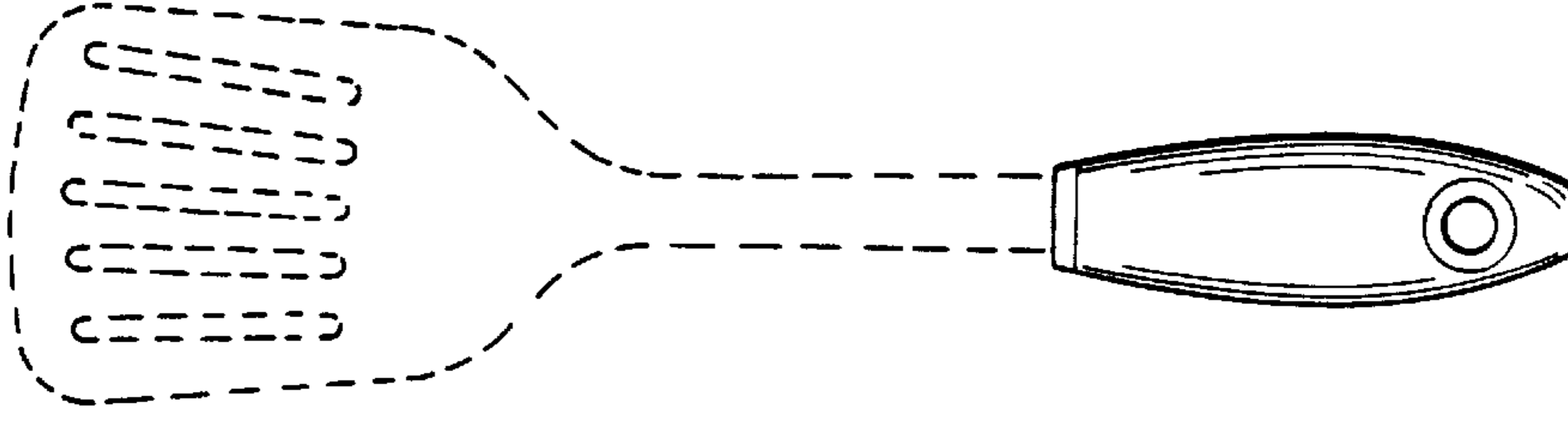


Fig.4



Fig.5



Fig.6