



US00D432351S

**United States Patent** [19]  
**Leverrier**

[11] **Patent Number: Des. 432,351**

[45] **Date of Patent: \*\* Oct. 24, 2000**

[54] **HAND-HELD ELECTRIC MIXER**

[75] Inventor: **Bruno Leverrier**, Sainte Honorine Du Fay, France

[73] Assignee: **Moulinex S.A.**, Cormelles-le-Royal, France

[\*\*] Term: **14 Years**

[21] Appl. No.: **29/111,487**

[22] Filed: **Sep. 30, 1999**

[30] **Foreign Application Priority Data**

Mar. 31, 1999 [FR] France ..... 99 2224

[51] **LOC (7) Cl.** ..... **31-00**

[52] **U.S. Cl.** ..... **D7/379**

[58] **Field of Search** ..... D7/376, 379, 386;  
366/64, 66

[56] **References Cited**

**U.S. PATENT DOCUMENTS**

D. 211,041 5/1968 Peterson ..... D7/379

D. 226,019 1/1973 Morris ..... D7/379  
D. 338,802 8/1993 Maass ..... D7/379  
D. 362,587 9/1995 Littmann ..... D7/386  
D. 362,783 10/1995 Cruz ..... D7/379

*Primary Examiner*—Caron D. Veynar  
*Attorney, Agent, or Firm*—Young & Thompson

[57] **CLAIM**

The ornamental design for a hand-held electric mixer, as shown.

**DESCRIPTION**

FIG. 1 is a top, front and side perspective view of a hand-held electric mixer showing my new design; FIG. 2 is a front perspective view thereof; FIG. 3 is a side perspective view thereof from the left of FIG. 2; FIG. 4 is a side perspective view therefrom from the right of FIG. 2; FIG. 5 is a rear perspective view thereof; FIG. 6 is a top perspective view thereof; and, FIG. 7 is a bottom perspective view thereof.

**1 Claim, 7 Drawing Sheets**







FIG. 1






FIG. 2






FIG. 3






FIG. 4






FIG. 5






FIG. 6






FIG. 7