



US00D432342S

United States Patent [19]

Popek et al.

[11] Patent Number: Des. 432,342

[45] Date of Patent: ** Oct. 24, 2000

[54] PLAY STRUCTURE

[75] Inventors: **Bruce P. Popek**, South Windsor; **James M. Buckley**, New Hartford, both of Conn.

[73] Assignee: **The First Years Inc.**, Lake Forest, Calif.

[**] Term: **14 Years**

[21] Appl. No.: **29/107,272**

[22] Filed: **Jun. 28, 1999**

[51] LOC (7) Cl. **06-09**

[52] U.S. Cl. **D6/601**

[58] Field of Search D21/811, 398, D21/475; D6/601, 602; 446/487; 383/4; 190/1, 2

[56] References Cited

U.S. PATENT DOCUMENTS

- D. 310,929 10/1990 Blau .
- D. 343,756 2/1994 Sher .
- D. 365,486 12/1995 Perry .
- D. 366,368 1/1996 McCarthy .
- D. 371,266 7/1996 Ward .
- D. 385,143 10/1997 Straub et al. .
- 2,078,022 4/1937 Roemer .
- 3,120,721 2/1964 Bukatman et al. .
- 4,681,195 7/1987 Trahan et al. .
- 4,726,084 2/1988 Keserovich et al. .
- 4,733,836 3/1988 Barnes .
- 5,035,013 7/1991 Bloom .
- 5,088,139 2/1992 Bloom .
- 5,103,514 4/1992 Leach .
- 5,167,565 12/1992 Metcalf .
- 5,172,440 12/1992 Ming .

- 5,370,460 12/1994 Nelson .
- 5,429,541 7/1995 Landon .
- 5,454,125 10/1995 Ratkowski .
- 5,546,620 8/1996 Matthews .
- 5,665,113 9/1997 Decker et al. .

FOREIGN PATENT DOCUMENTS

WO 94/09689 5/1994 WIPO .

Primary Examiner—Mitchell Siegel
Attorney, Agent, or Firm—Fish & Richardson P.C.

[57] CLAIM

The ornamental design for a play structure, as shown and described.

DESCRIPTION

FIG. 1 is a perspective view of a play structure embodying the new design in a first configuration.

FIG. 2 is a perspective view of the play structure shown in FIG. 1 in a second configuration.

FIG. 3 is a right side view of the play structure shown in FIGS. 1–2, the left side view being a mirror image of FIG. 3.

FIG. 4 is a front view of the play structure shown in FIGS. 1–2 in the second configuration.


FIG. 5 is a back view of the play structure shown in FIGS. 1–2.

FIG. 6 is a top view of the play structure shown in FIGS. 1–2 in the second configuration; and,

FIG. 7 is a bottom view of the play structure shown in FIGS. 1–2.

Dashed lines in the drawings indicate environmental information that forms no part of the ornamental design of the play structure.

1 Claim, 7 Drawing Sheets



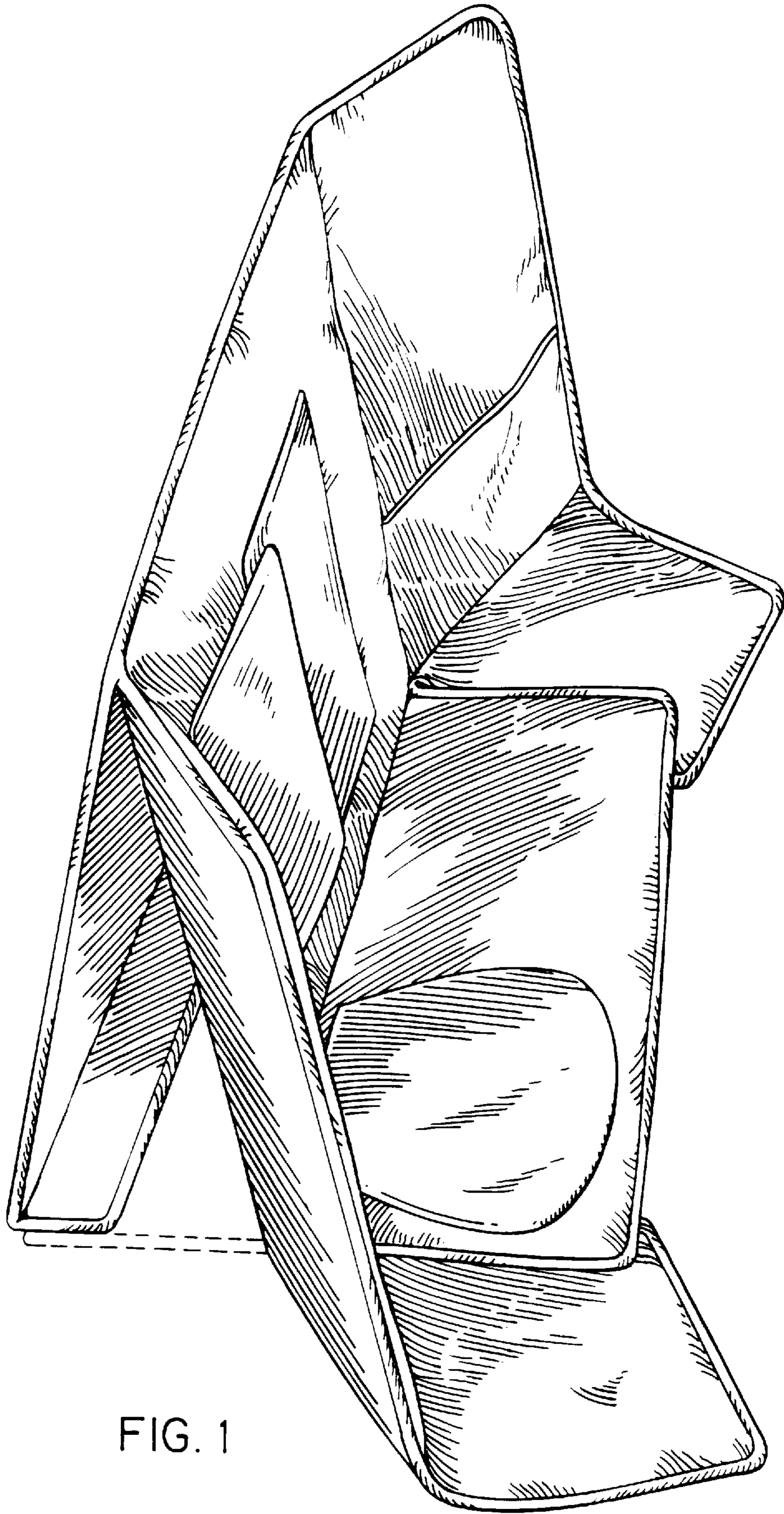


FIG. 1

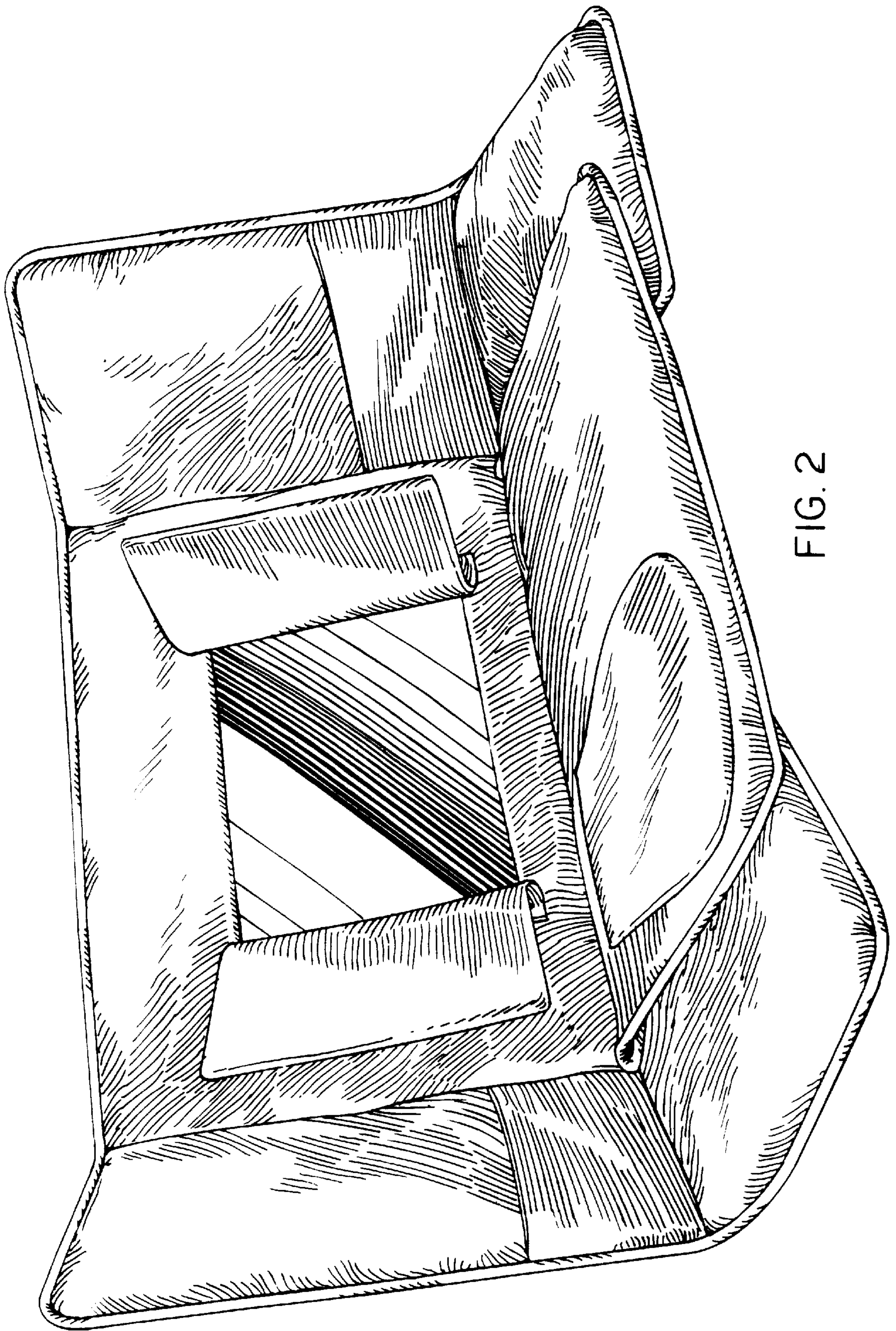


FIG. 2

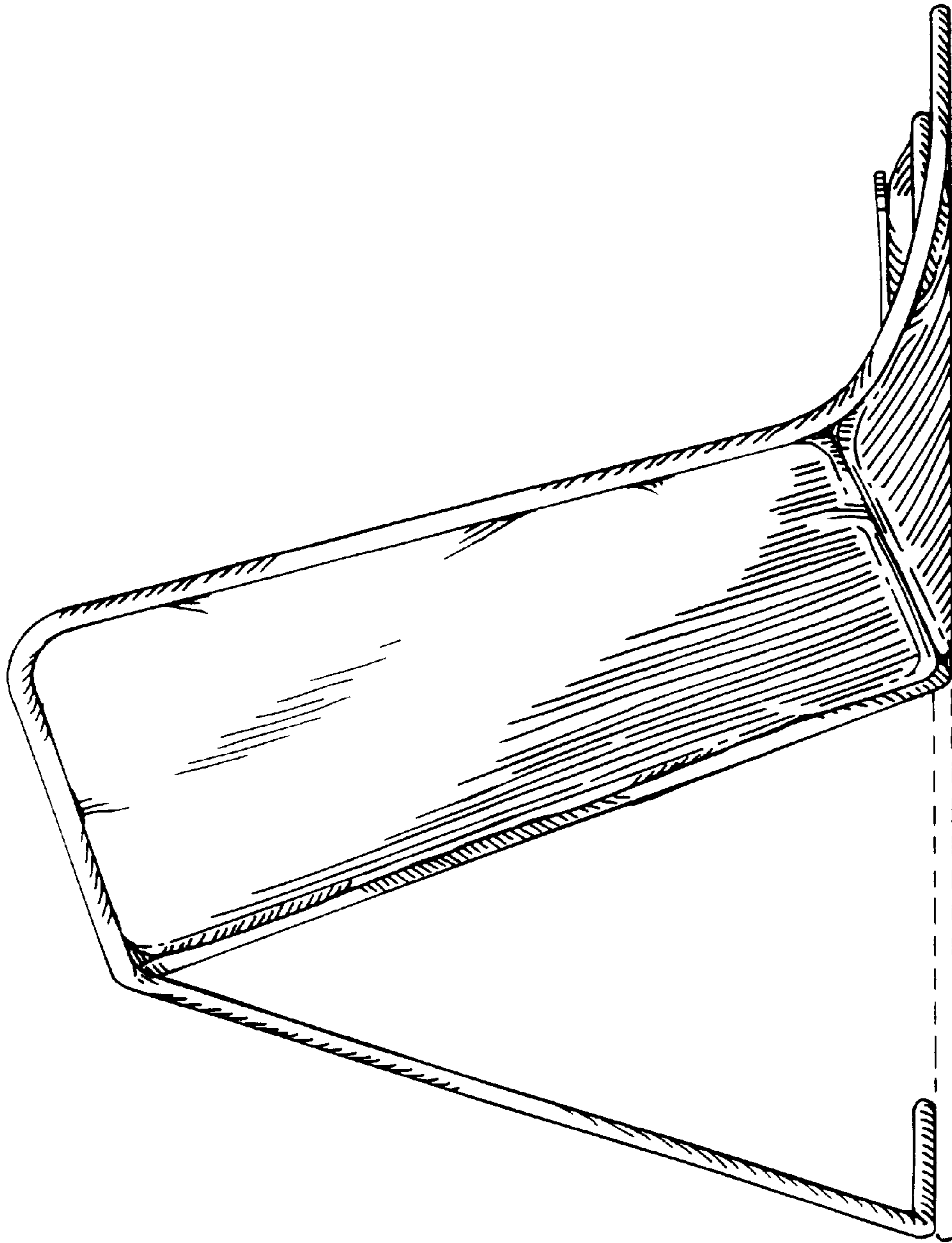


FIG. 3




FIG. 4




FIG. 5

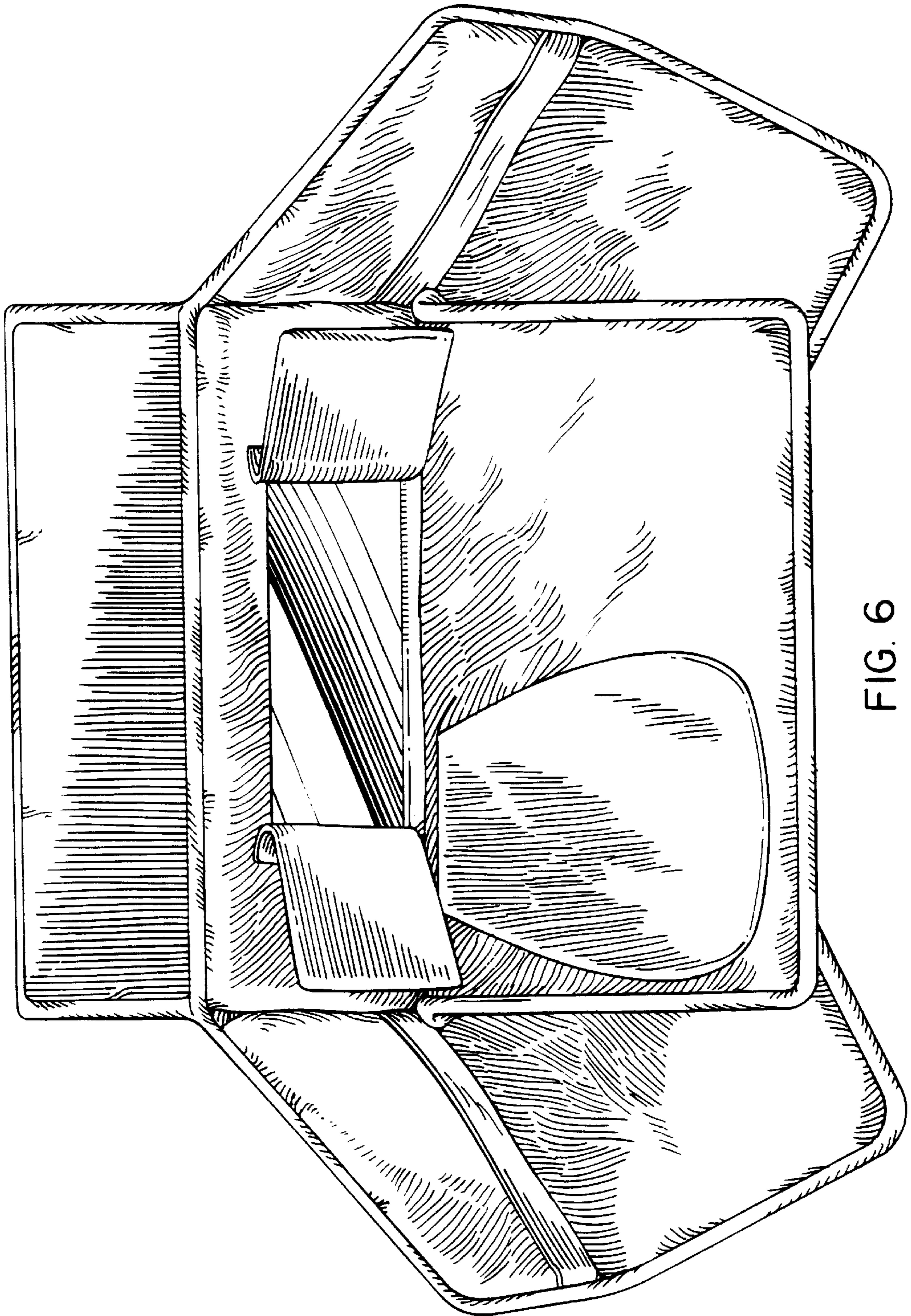


FIG. 6

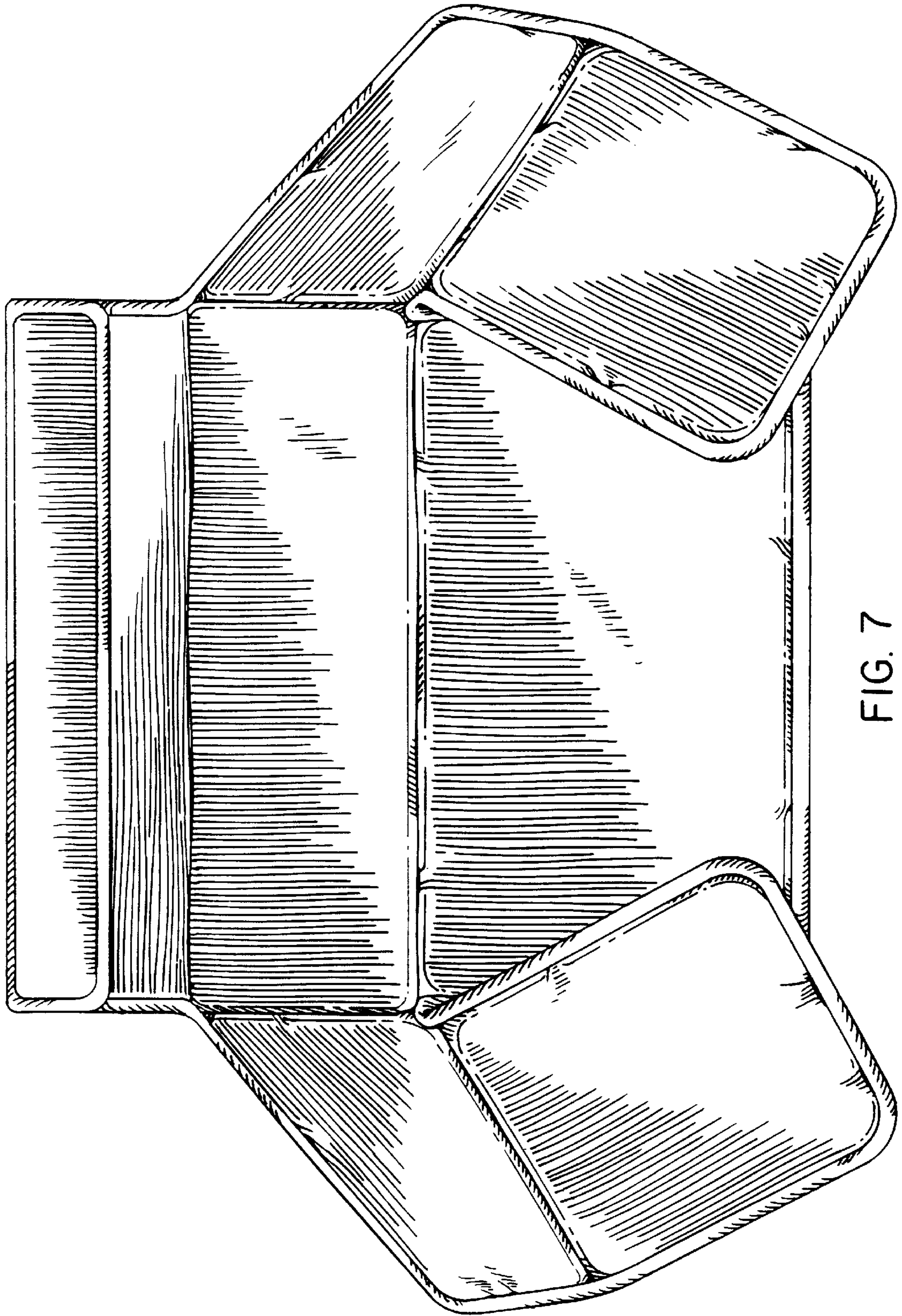


FIG. 7