

US00D432333S

United States Patent [19] Perin

[11] **Patent Number: Des. 432,333**

[45] **Date of Patent: ** Oct. 24, 2000**

[54] **OFFICE DESK**

[75] Inventor: **Gian Antonio Perin**, Treviso, Italy

[73] Assignee: **Frezza S.r.l.**, Vidor, Italy

[**] Term: **14 Years**

[21] Appl. No.: **29/103,485**

[22] Filed: **Apr. 15, 1999**

[30] **Foreign Application Priority Data**

Oct. 16, 1998 [XH] Hague Agreement DM/045510

[51] **LOC (7) Cl.** **06-03**

[52] **U.S. Cl.** **D6/485; D6/484**

[58] **Field of Search** D6/480-489, 495,
D6/422; 108/50.01, 153.1, 155, 156, 157.1,
161; 248/188, 188.1, 188.8; 312/194-197,
208.1, 204

[56] **References Cited**

U.S. PATENT DOCUMENTS

D. 233,971 12/1974 Hodges et al. D6/480

D. 355,789 2/1995 Tarlow D6/428
D. 371,701 7/1996 Jolly D6/484
D. 371,921 7/1996 Anzalone et al. D6/484

OTHER PUBLICATIONS

Interiors, Mar. 1966, p. 151, table at left.

Primary Examiner—Janice E. Seeger
Attorney, Agent, or Firm—Guido Modiano; Albert Josif;
Daniel O’Byrne


[57] **CLAIM**

The ornamental design for the “office desk”, as shown and described.

DESCRIPTION

FIG. 1 is a perspective view of an office desk, showing my design;
FIG. 2 is a front view thereof;
FIG. 3 is a rear view thereof;
FIG. 4 is a side view thereof, the other side being mirror-like; and,
FIG. 5 is a perspective view thereof, taken from above.

1 Claim, 3 Drawing Sheets






FIG. 1




FIG. 2




FIG. 3




FIG. 4




FIG. 5