



US00D432332S

United States Patent [19] Kashima

[11] **Patent Number: Des. 432,332**

[45] **Date of Patent: ** Oct. 24, 2000**

[54] **DISPLAY RACK FOR GOODS**

[75] Inventor: **Terumitsu Kashima**, Tokyo, Japan

[73] Assignee: **Culture Engineering Co., Ltd.**, Tokyo, Japan

[**] Term: **14 Years**

[21] Appl. No.: **29/114,855**

[22] Filed: **Dec. 3, 1999**

[51] **LOC (7) Cl.** **06-04**

[52] **U.S. Cl.** **D6/463**

[58] **Field of Search** D6/409, 410, 411,
D6/449, 462, 463, 465; 211/40, 85.31,
112, 118, 181.1, 189, 198

[56] **References Cited**

U.S. PATENT DOCUMENTS

D. 182,696	4/1958	Strauss	D6/463
D. 210,812	4/1968	Hellp	D6/463
D. 238,029	12/1975	Howard	D6/409
D. 306,942	4/1990	Patke	D6/465 X

D. 358,508	5/1995	Levine	D6/410 X
D. 369,037	4/1996	Wyatt et al.	D6/465
5,038,943	8/1991	Reinke	211/181.1 X

Primary Examiner—Cathron B. Matta
Attorney, Agent, or Firm—Wenderoth, Lind & Ponack, L.L.P.

[57] **CLAIM**

The ornamental design for a display rack for goods, as shown and described.

DESCRIPTION

FIG. 1 is a perspective view of the display rack for goods, FIG. 2 is a front view of the display rack for goods, FIG. 3 is a plan view of the display rack for goods, FIG. 4 is a bottom view of the display rack for goods; and, FIG. 5 is a right view of the display rack for goods.

The display rack for goods illustrated herein is designed to be used for a display rack displaying goods of mainly compact disks, CD-ROMs, DVD, video cassette tapes and so on.

1 Claim, 5 Drawing Sheets




FIG. 1

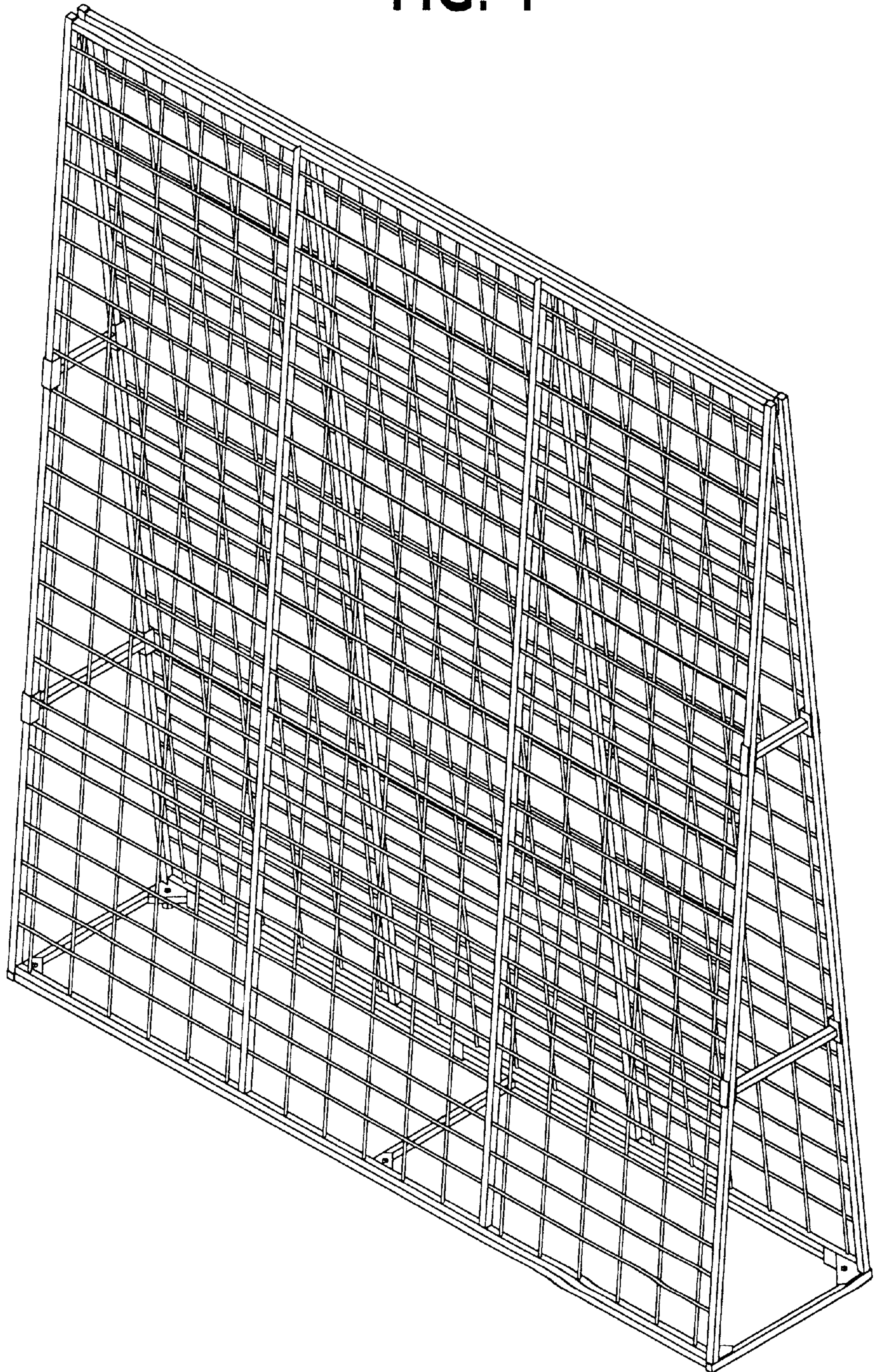


FIG. 2




FIG. 3

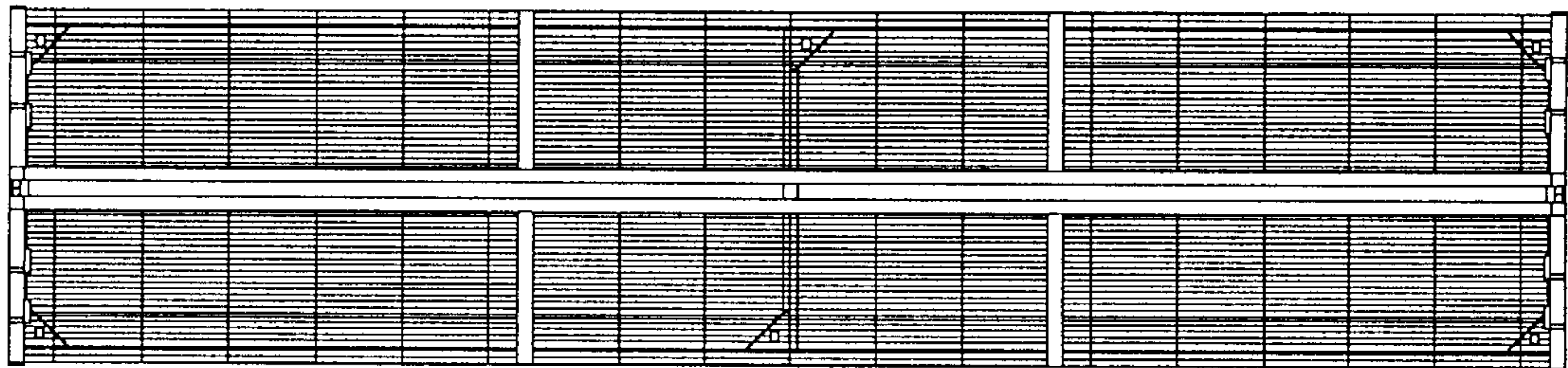


FIG. 4

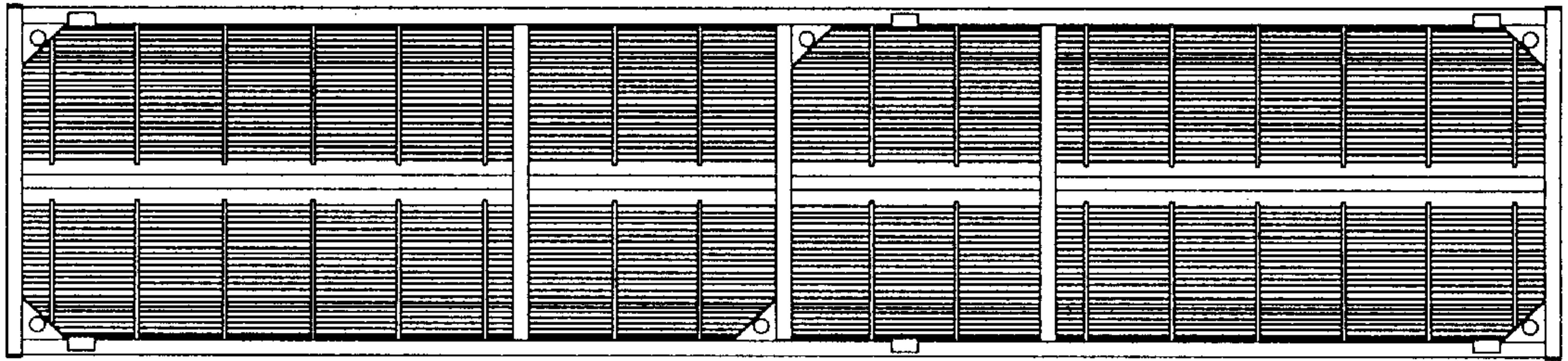


FIG. 5

