



US00D432298S

United States Patent [19] Markowitz

[11] Patent Number: **Des. 432,298**

[45] Date of Patent: **** Oct. 24, 2000**

[54] **BACKPACK**

[76] Inventor: **Edward Markowitz**, 11 Fairway Ct.,
Cresskill, N.J. 07626

[**] Term: **14 Years**

[21] Appl. No.: **29/112,046**

[22] Filed: **Oct. 8, 1999**

[51] **LOC (7) Cl.** **03-01**

[52] **U.S. Cl.** **D3/217; D3/216**

[58] **Field of Search** D3/11, 216, 217;
4/141; 150/226, 107; 224/153, 578, 657,
629, 634; 294/141; 383/4

[56] **References Cited**

U.S. PATENT DOCUMENTS

D. 359,847	7/1995	Callegari	D3/217
D. 391,755	3/1998	Grimm et al.	D3/11
1,635,928	7/1927	Davis	224/629
3,346,155	10/1967	Oechsle	294/141
4,810,102	3/1989	Norton	383/4

4,856,570	8/1989	Rushing et al.	150/107
4,982,884	1/1991	Wise	224/634
5,431,317	7/1995	Kliot	4/141
5,706,992	1/1998	Moor	224/657
5,927,581	7/1999	Reddy et al.	224/578
5,934,527	8/1999	Neumann	224/153

Primary Examiner—Celia Murphy
Attorney, Agent, or Firm—Kirschstein, et al.

[57] **CLAIM**

The ornamental design for a backpack, as shown.

DESCRIPTION

FIG. 1 is a front, top and right side, perspective view of a backpack according to my new design;

FIG. 2 is a top plan view thereof;

FIG. 3 is a left side elevational view thereof, the right side being a mirror image;

FIG. 4 is a rear elevational view thereof; and,

FIG. 5 is a bottom plan view thereof.

1 Claim, 2 Drawing Sheets




FIG. 1




FIG. 2




FIG. 3

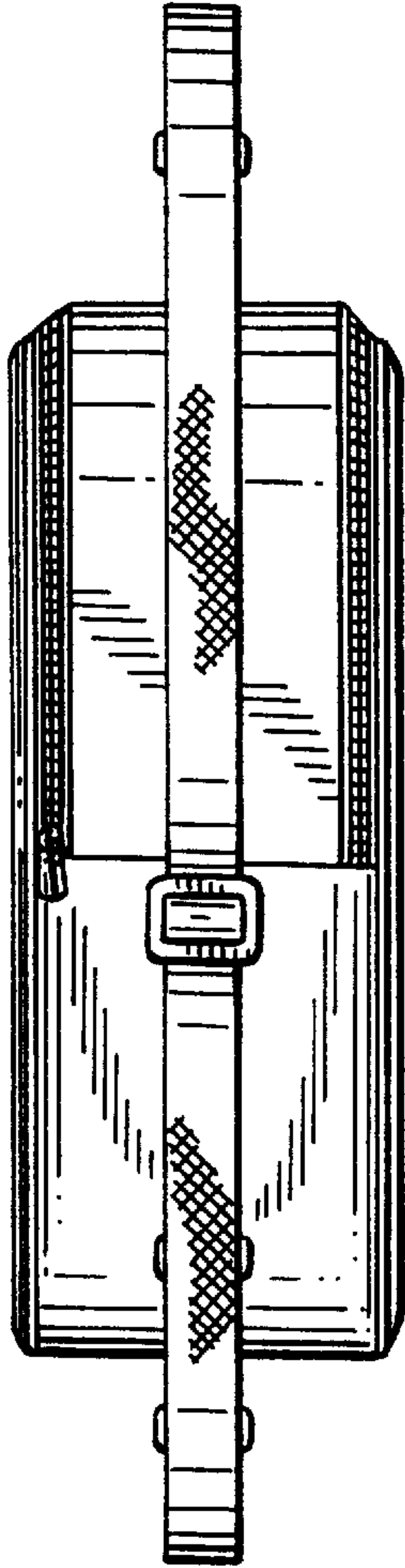


FIG. 4

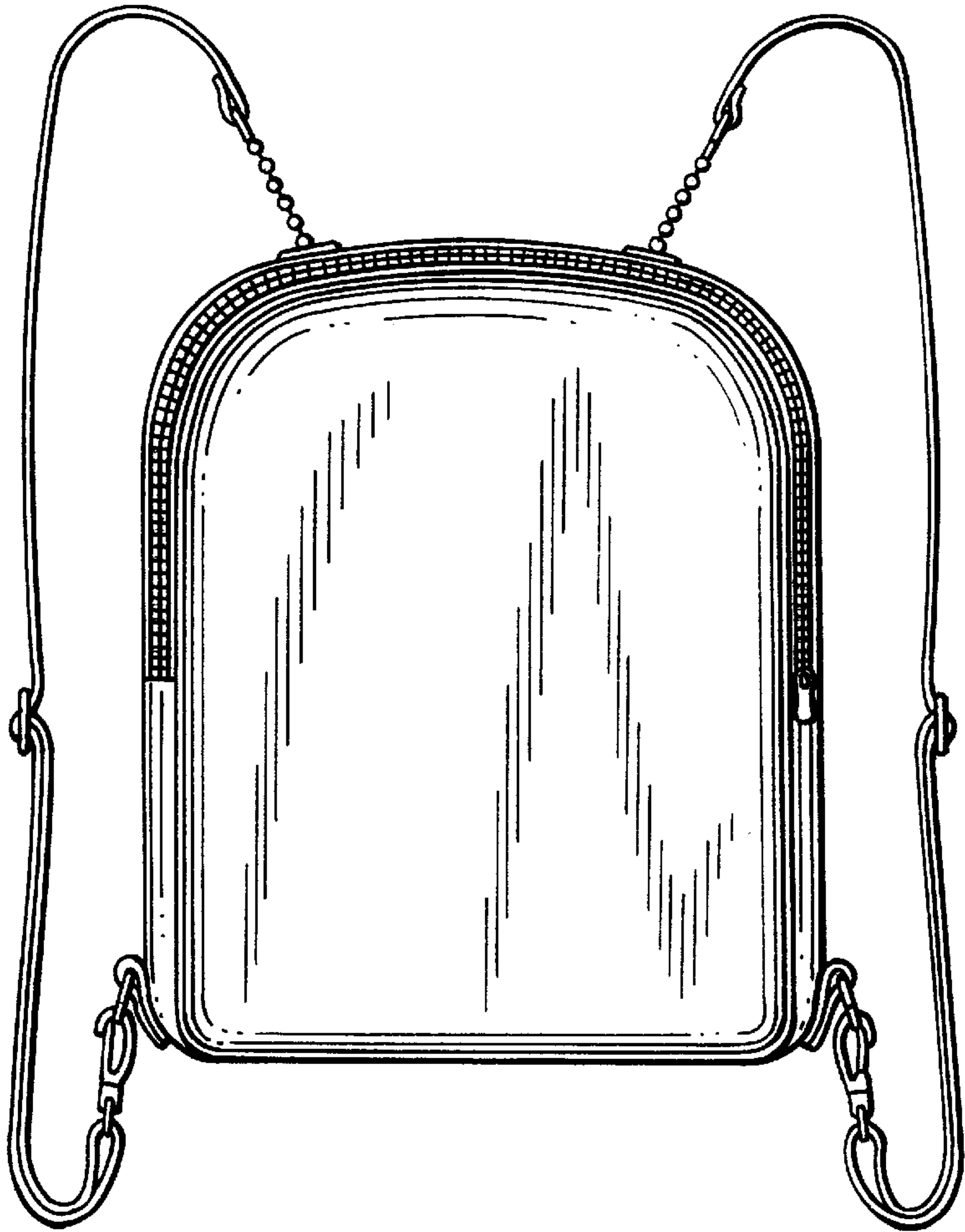


FIG. 5

