



US00D432296S

United States Patent [19]

Adam

[11] Patent Number: Des. 432,296

[45] Date of Patent: ** Oct. 24, 2000

[54] **SHOE HEEL AND HEEL PLATE**

[75] Inventor: Donald A. Adam, Bryan, Tex.

[73] Assignee: ADI Group, Inc., Bryan, Tex.

[**] Term: 14 Years

[21] Appl. No.: 29/101,614

[22] Filed: Mar. 8, 1999

[51] LOC (7) Cl. 02-99

[52] U.S. Cl. D2/976

[58] Field of Search D02/946, 972,
D02/976, 978; D19/99; D20/22, 28; 36/34 R,
136

[56] **References Cited**

U.S. PATENT DOCUMENTS

D. 263,155	2/1982	Macowski	D19/99
D. 335,760	5/1993	Warren et al.	D2/314
1,835,538	12/1931	Strom et al. .	
1,952,409	3/1934	Berg	40/17
2,489,368	11/1949	Faybert	36/70
4,130,951	12/1978	Powell	36/137
4,610,102	9/1986	Hill	36/136
4,621,441	11/1986	Wagner et al.	40/2 E
4,697,362	10/1987	Wasserman	36/136
4,712,319	12/1987	Goria	36/137
5,285,586	2/1994	Goldston et al.	36/137

OTHER PUBLICATIONS

Grammes Metal Product Catalog #66; p. 8; Number Plate (circled, Jan. 1941).

Mar. 1962 Trophies Catalog; p. 70; #40729, Pen Set (circled).

Dodge Inc. Silver Anniversary Trophies Catalog; p. 30; Pen Set (circled), Jan. 1955.

Dodge, Inc. Trophies and Awards Apr. 1953 Catalog; p. 33; Pen Set No. G2012-3 and g2002-1.

Primary Examiner—Dominic Simone

Attorney, Agent, or Firm—Jenkins & Gilchrist, P.C.

[57] **CLAIM**

The ornamental design for the shoe heel and heel plate, as shown and described.

DESCRIPTION

FIG. 1 is a perspective view of the front and right side of a shoe heel and heel plate showing my design illustrated in the environment of a shoe heel.

FIG. 2 is a front elevational view of the shoe heel plate of FIG. 1 for illustrative purposes, wherein the plate is illustrated as a flat plane.

FIG. 3 is a rear elevational view of the shoe heel plate of FIG. 1 for illustrative purposes;

FIG. 4 is a right side elevational view of the shoe heel plate of FIG. 1 for illustrative purposes;

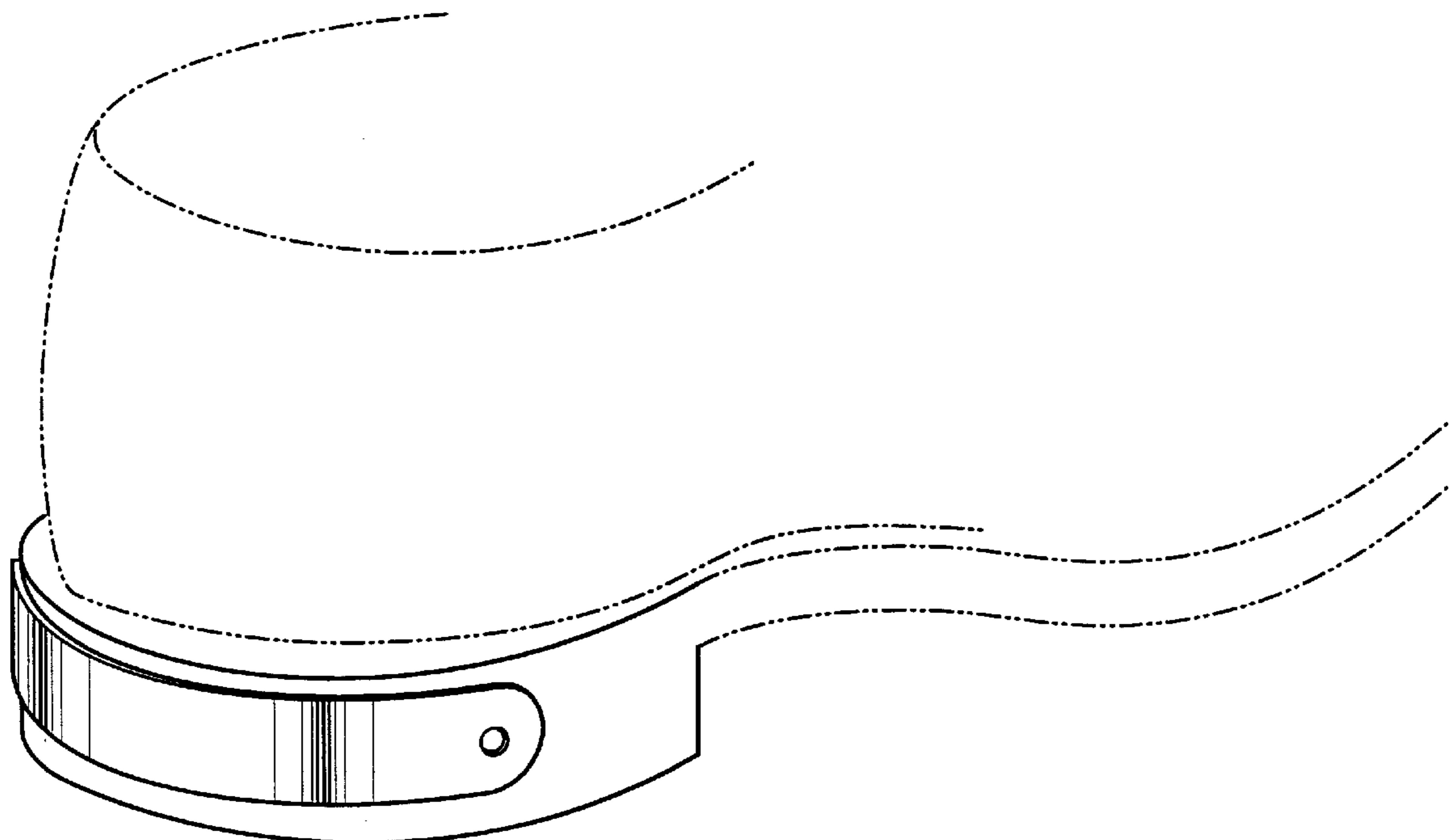
FIG. 5 is a top plan view of the shoe heel plate of FIG. 1 for illustrative purposes, the bottom plan view being substantially identical to that shown;

FIG. 6 is a left side view of the shoe heel plate of FIG. 1 for illustrative purposes; and,

FIG. 7 is a front elevation view of the shoe heel plate of FIG. 1 for illustrative purposes in its actual curved state.

The broken line showing of a portion of a shoe is for illustrative purposes only and forms no part of the claimed design. The broken lines indicating the name "John" are for illustrative purposes only and only illustrate the position of a name to be included thereon.

1 Claim, 1 Drawing Sheet



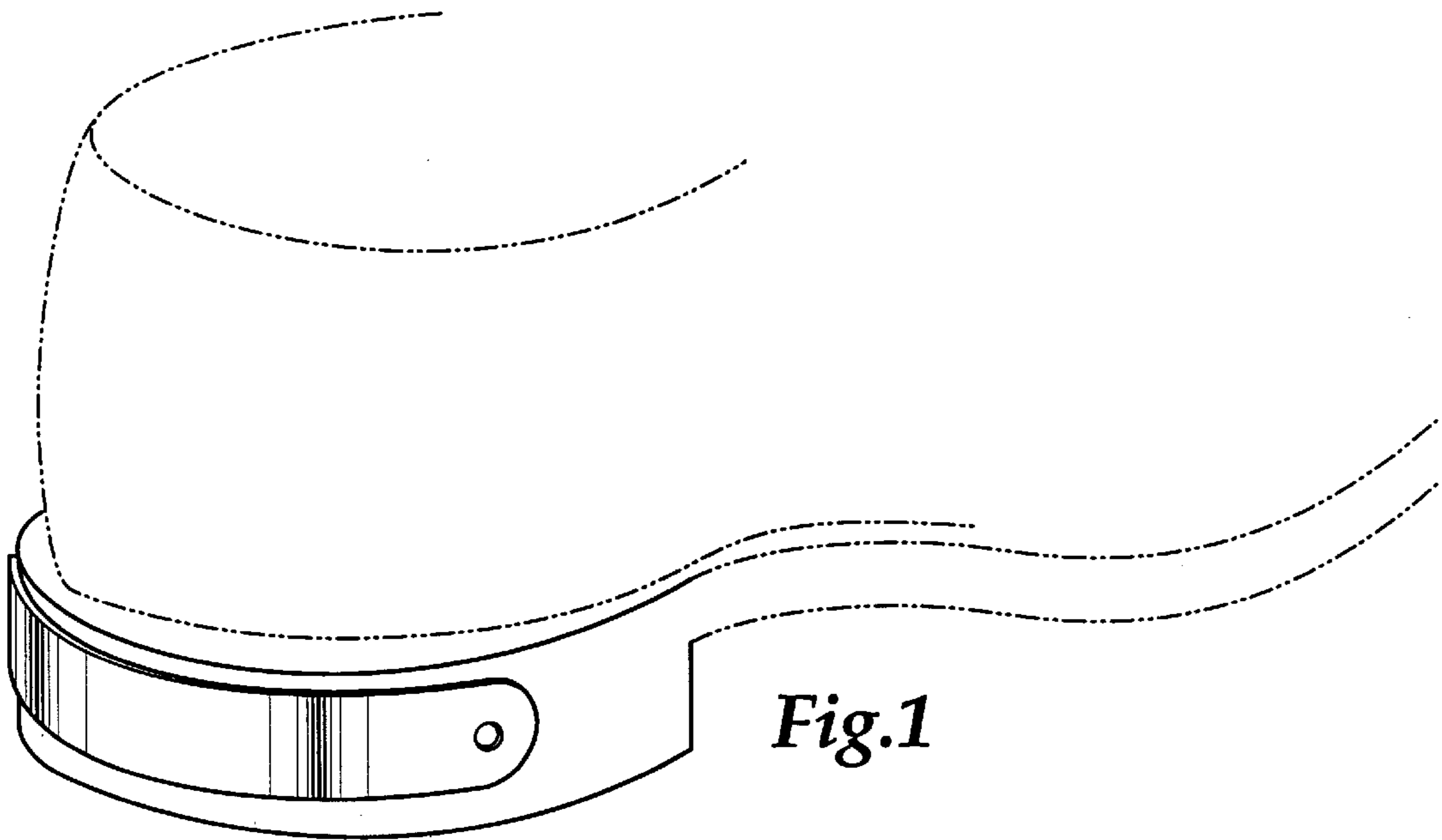


Fig.1



Fig.2



Fig.3

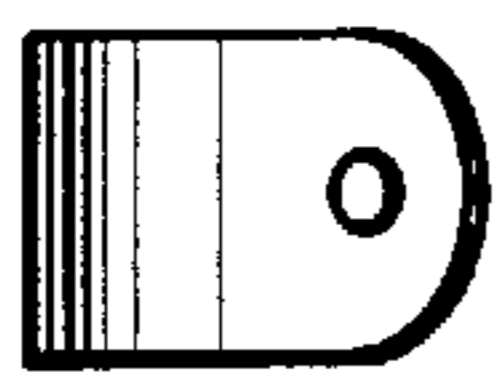


Fig.4



Fig.5

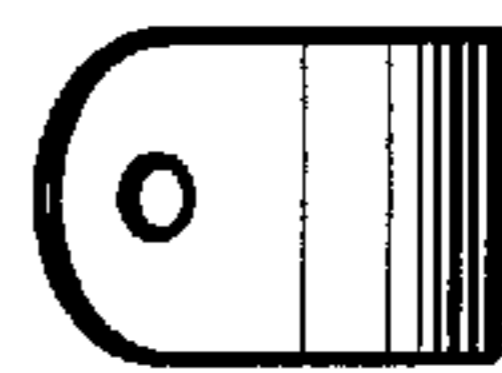


Fig.6



Fig.7