



US00D432285S

United States Patent [19]

Baldwin et al.

[11] Patent Number: Des. 432,285

[45] Date of Patent: ** Oct. 17, 2000

[54] CREMATION URN VAULT

[76] Inventors: **JoAnn Baldwin**, 1143 Rollinghills Dr., Cincinnati, Ohio 45255; **Robert Dvorak**, N. 3970 County Hwy. V., Eden, Wis. 53019

[**] Term: 14 Years

[21] Appl. No.: 29/116,025

[22] Filed: Dec. 23, 1999

[51] LOC (7) Cl. 99-00

[52] U.S. Cl. D99/5

[58] Field of Search D99/1, 5, 6, 8, D99/28, 17, 19, 25; 27/1, 2, 5, 6, 7, 8, 17, 35; 40/124.5; 52/104, 38, 35, 134, 142, 309.1

[56] References Cited

U.S. PATENT DOCUMENTS

- D. 4,006 5/1870 Marchal .
- D. 7,605 8/1874 Fiske .
- D. 27,115 5/1897 Young .
- D. 85,087 9/1931 Clark .
- D. 89,739 5/1933 Biszantz .
- D. 213,777 4/1969 Chandler et al. .
- D. 237,850 12/1975 Booty .
- D. 268,375 3/1983 Dercks et al. .
- D. 350,010 8/1994 May et al. D99/5
- D. 359,831 6/1995 Parker .
- D. 374,962 10/1996 Allen et al. .
- D. 395,123 6/1998 Barretto .

- D. 421,672 3/2000 Theskon D99/5
- 1,585,411 5/1926 Battorson D99/17
- 1,643,154 9/1927 De Young 52/104
- 2,126,558 8/1938 Kaul 40/124.5
- 2,562,726 7/1951 MacDonald et al. .
- 2,806,278 9/1957 Crump 27/7
- 3,997,949 12/1976 Waltz .
- 4,237,590 12/1980 Work .

FOREIGN PATENT DOCUMENTS

2263388A 7/1993 United Kingdom .

Primary Examiner—Paula A. Mortimer

[57] CLAIM

The ornamental design for a cremation urn vault, as shown and described.

DESCRIPTION

FIG. 1 is a front elevational view of a cremation urn vault showing our new design, the right, front, and opposite sides are mirror images;

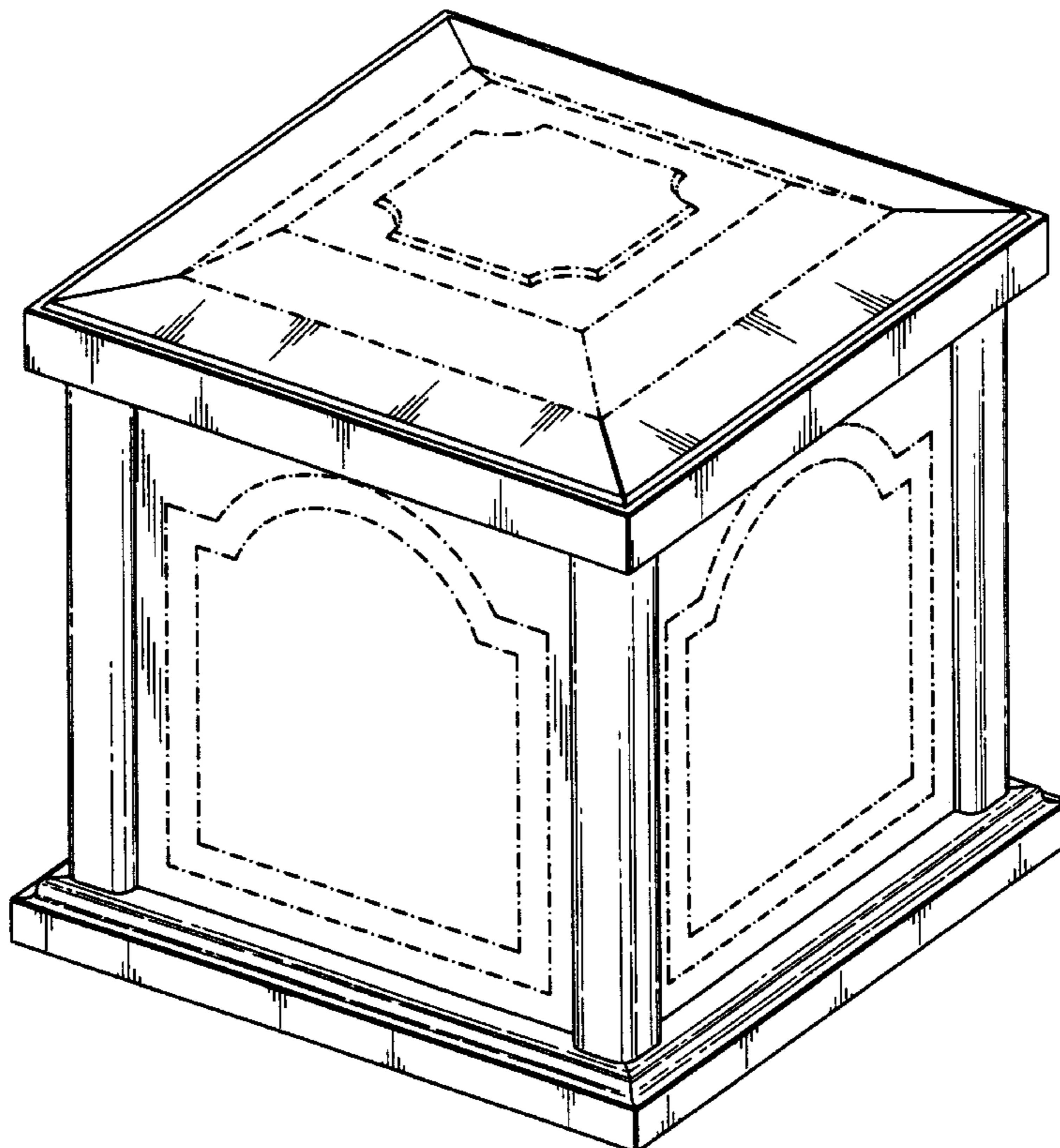
FIG. 2 is a top plan view of the cremation urn vault of FIG. 1;

FIG. 3 is a bottom plan view of the cremation urn vault of FIG. 1; and,

FIG. 4 is a perspective view of the cremation urn vault of FIG. 1.

In FIGS. 1 through 4, the broken lines showing of portions of the surface detail is for illustrative purposes only and forms no part of the claimed design.

1 Claim, 4 Drawing Sheets



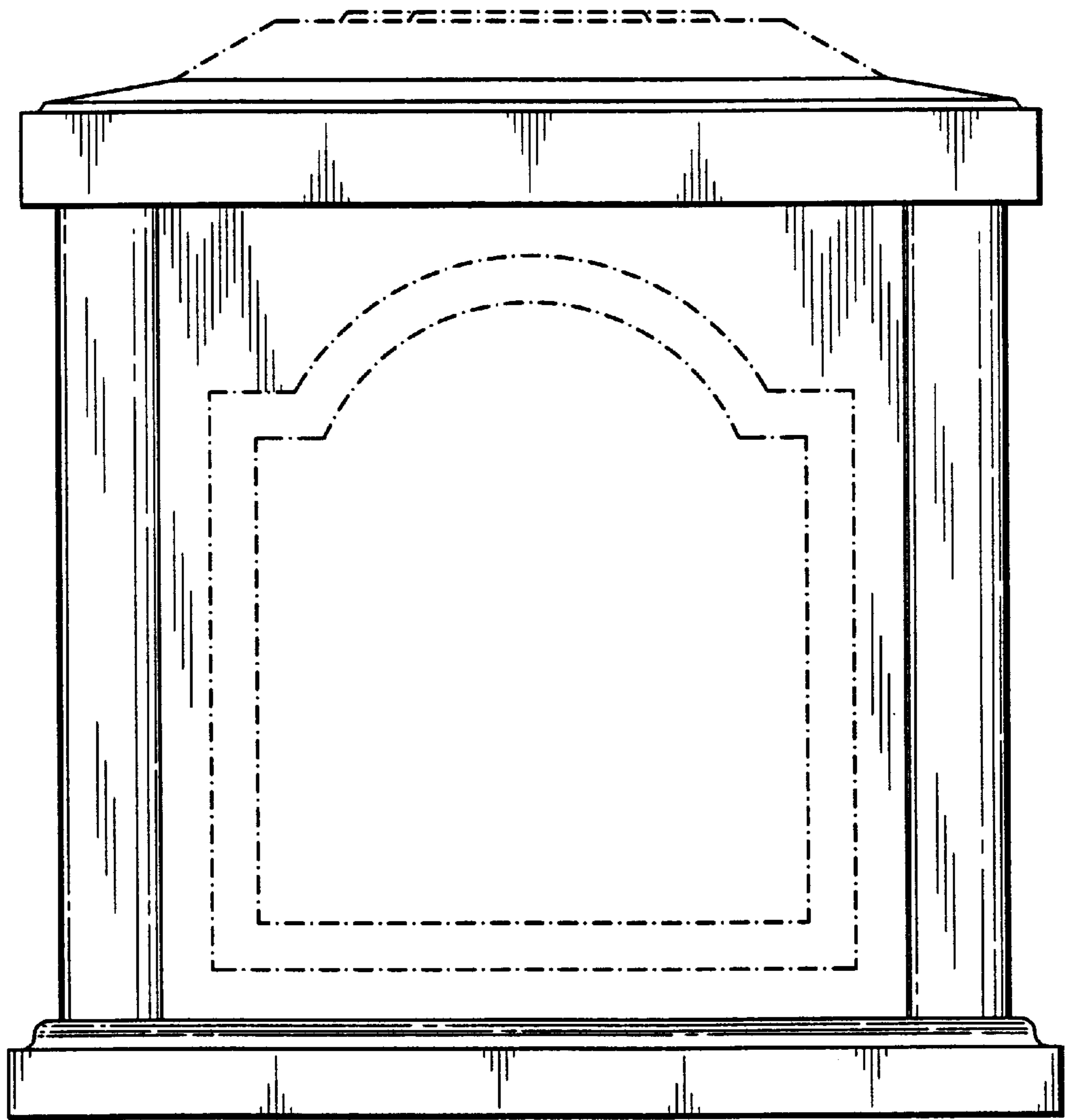


Fig. 1

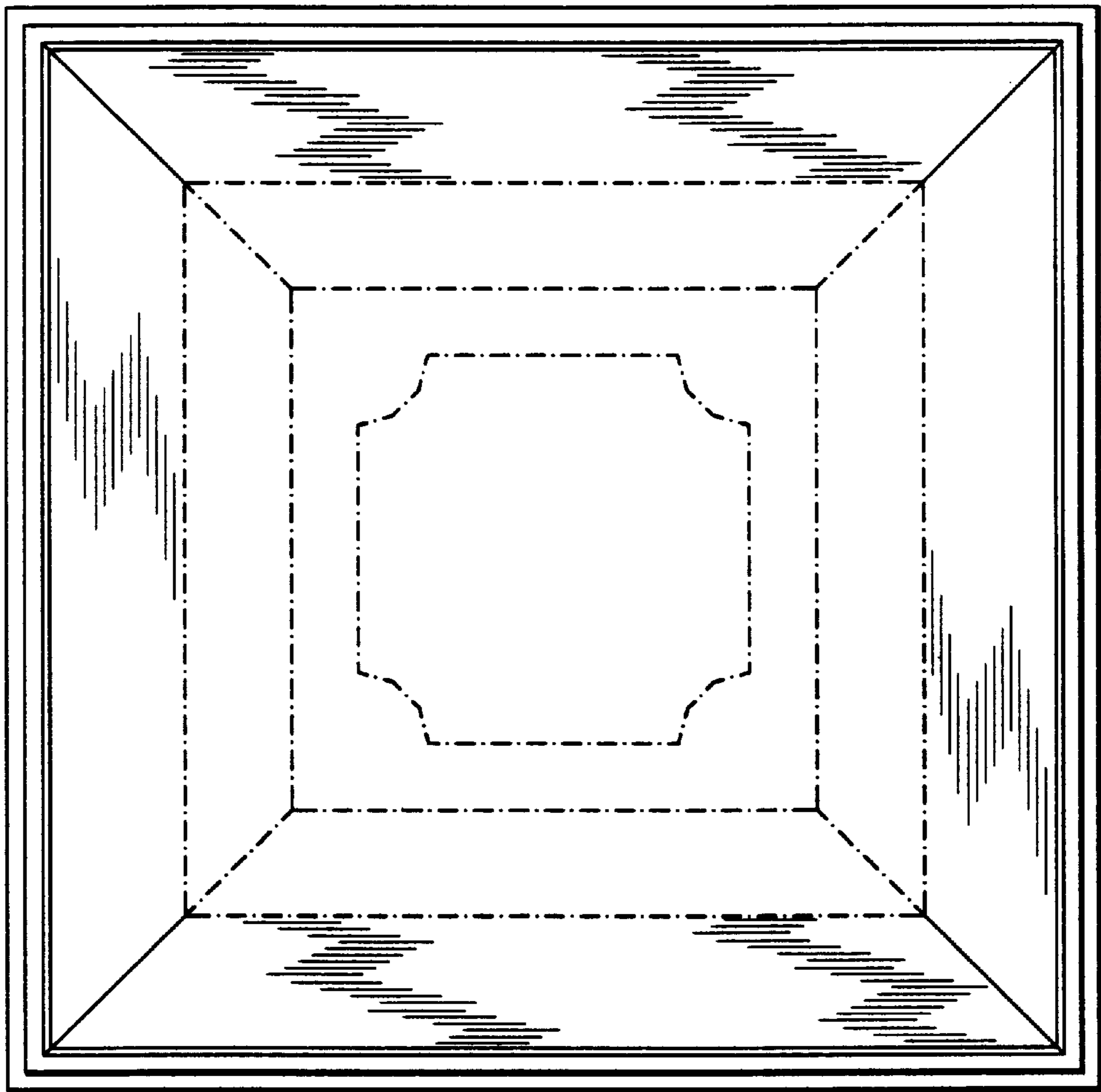


Fig. 2

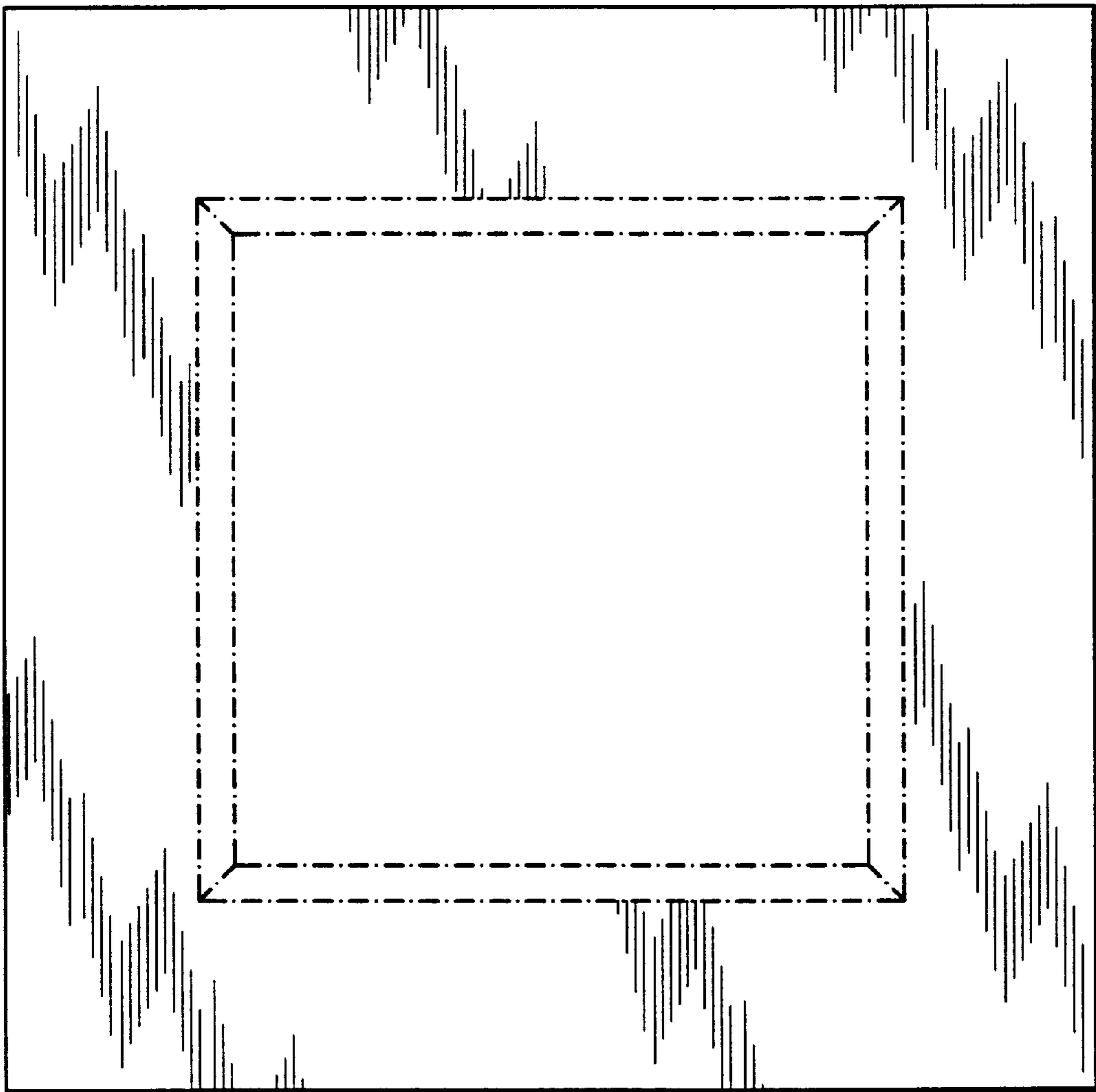


Fig. 3

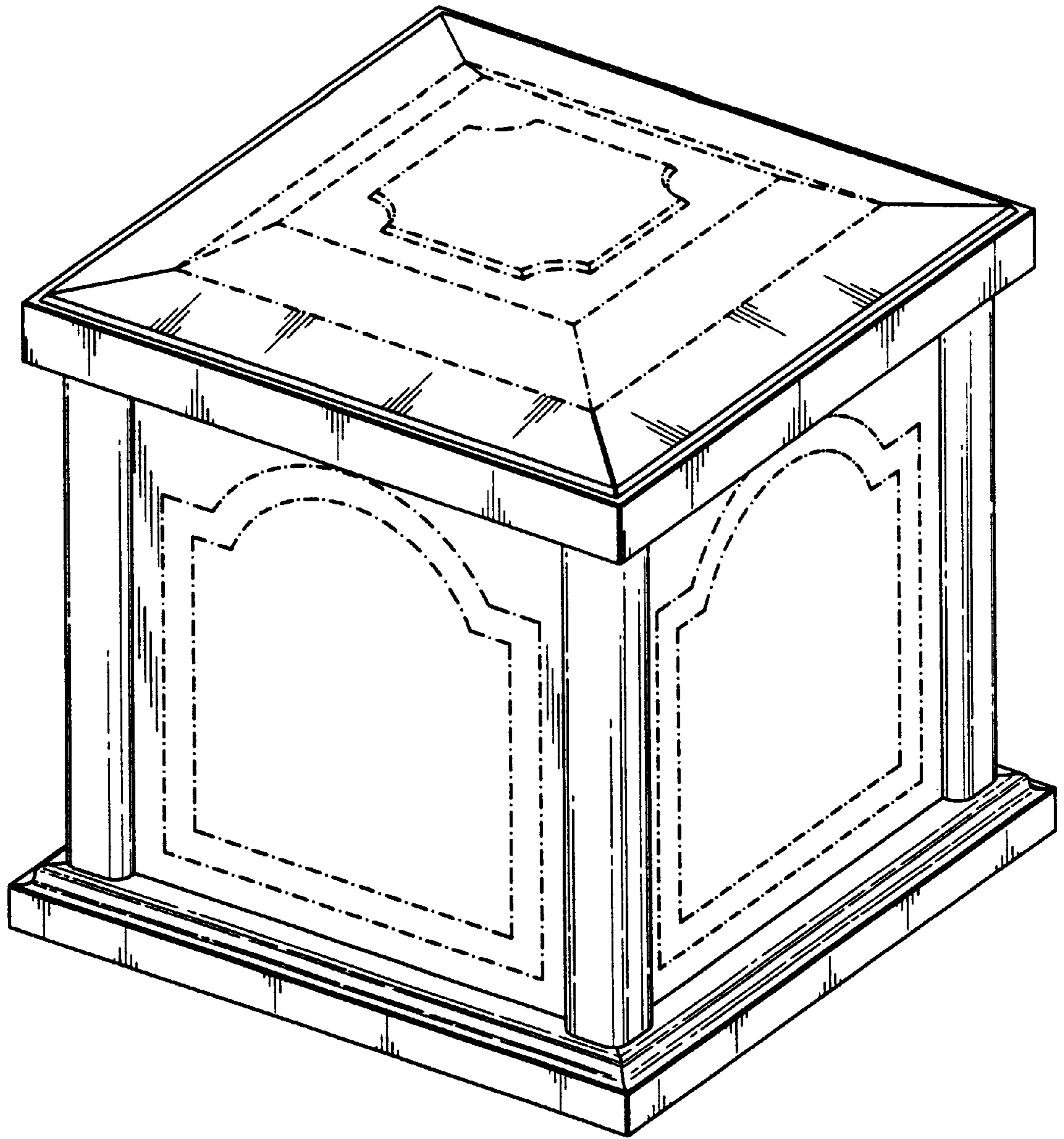


Fig. 4