



US00D432281S

United States Patent [19]

LaZar et al.

[11] **Patent Number: Des. 432,281**

[45] **Date of Patent: ** *Oct. 17, 2000**

[54] CLOTHES TREATING APPARATUS

[75] Inventors: **Ralph LaZar**, Skokie; **Marianne Grisdale**, Chicago, both of Ill.

[73] Assignee: **Whirlpool Corporation**, Benton Harbor, Mich.

[*] Notice: This patent is subject to a terminal disclaimer.

[**] Term: **14 Years**

[21] Appl. No.: **29/099,659**

[22] Filed: **Jan. 26, 1999**

[51] **LOC (7) Cl.** **15-05**

[52] **U.S. Cl.** **D32/6**

[58] **Field of Search** D32/1, 6, 8, 10, D32/12, 13, 25, 28; D6/436, 432, 444, 445, 446; 312/204, 206, 224, 225; 68/5 R, 12.08; 34/77

[56] **References Cited**

U.S. PATENT DOCUMENTS

D. 186,448	10/1959	Powell	D6/446
D. 314,464	2/1991	Justice	D6/446
D. 390,042	2/1998	Walters, III et al.	D6/446
5,152,077	10/1992	Liang	34/77

OTHER PUBLICATIONS

“Harmony House All-purpose . . . Steel Cabinets” assorted, p. 768, Sears Roebuck catalog, spring & summer, 1956.

“Utility Storage Cabinet”, p. 1064, Montgomery Ward Fall & Winter catalog, 1979.

Primary Examiner—Louis S. Zarfes

Assistant Examiner—Robert A. Delehanty

Attorney, Agent, or Firm—Thomas J. Roth; Andrea Powers-Denkla; Joel M. Van Winkle

[57] **CLAIM**

The ornamental design for a clothes treating apparatus, as shown and described.

DESCRIPTION

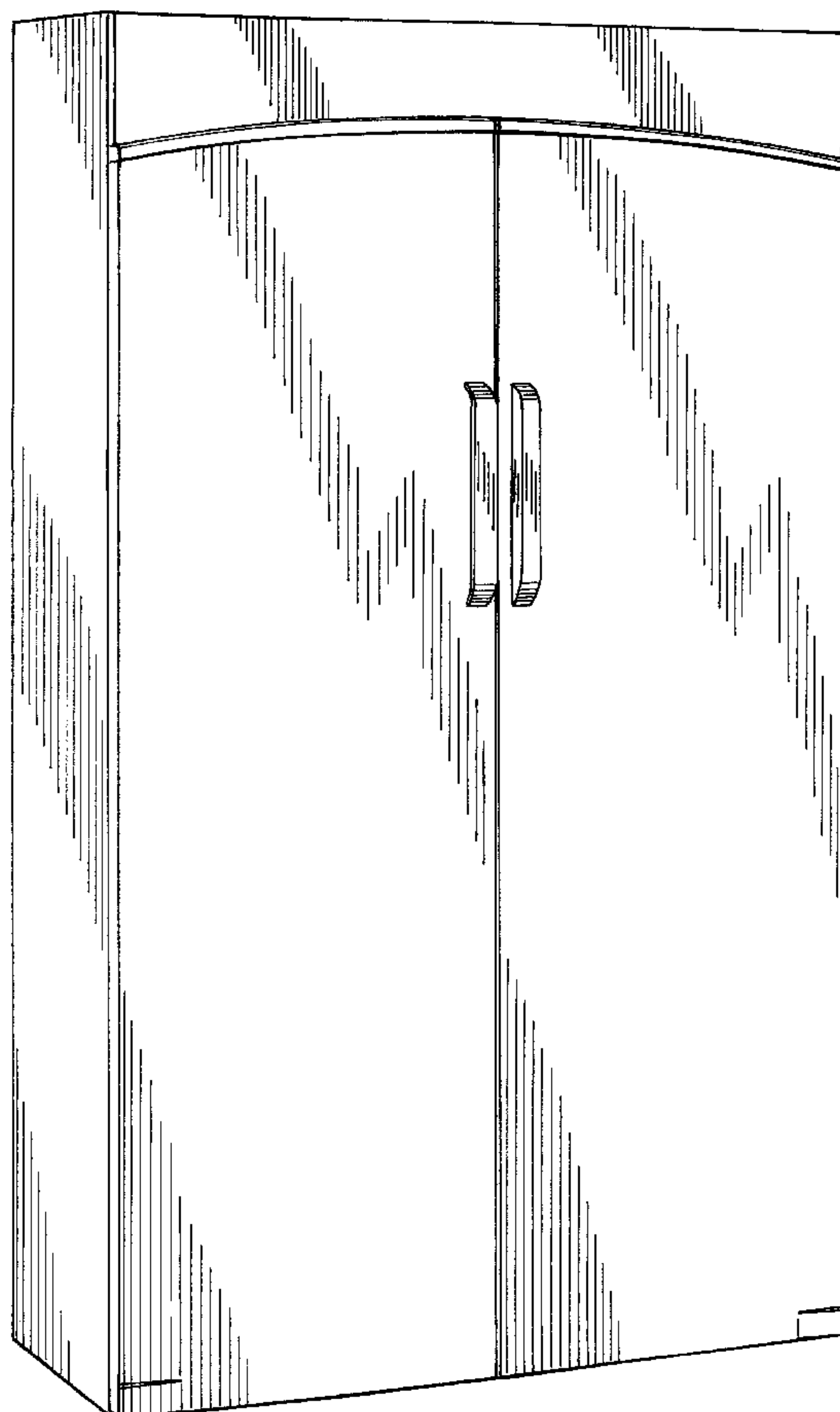
FIG. 1 is a perspective view of a clothes treating apparatus showing our new design

FIG. 2 is a front view of a clothes treating apparatus showing our new design; and,

FIG. 3 is a side view of a clothes treating apparatus showing our new design.

The side of the clothes treating apparatus opposite to that shown in the drawing is a mirror image thereof. The top, bottom and rear of the clothes treating apparatus form no part of the claimed design.

1 Claim, 2 Drawing Sheets



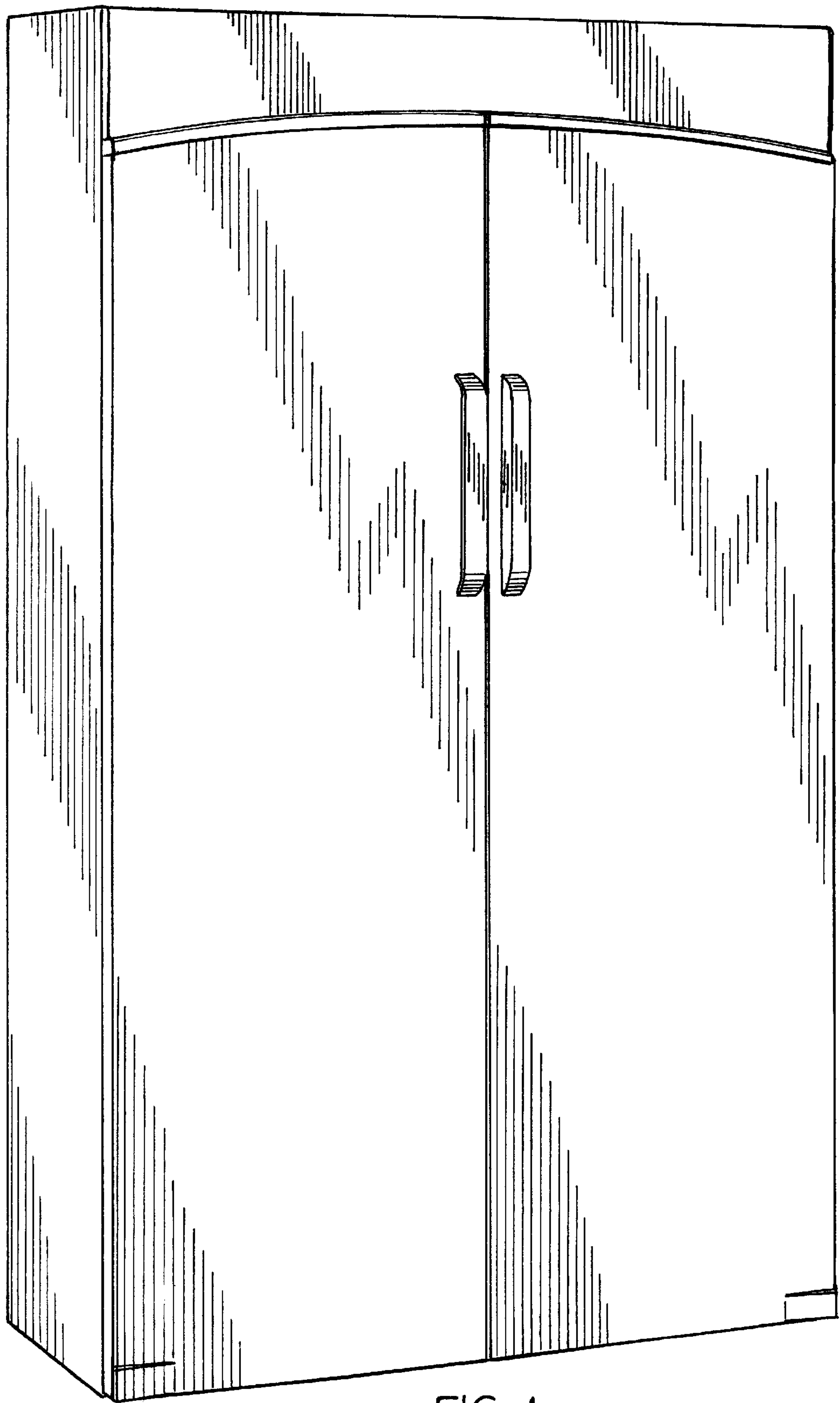


FIG. 1




FIG. 3

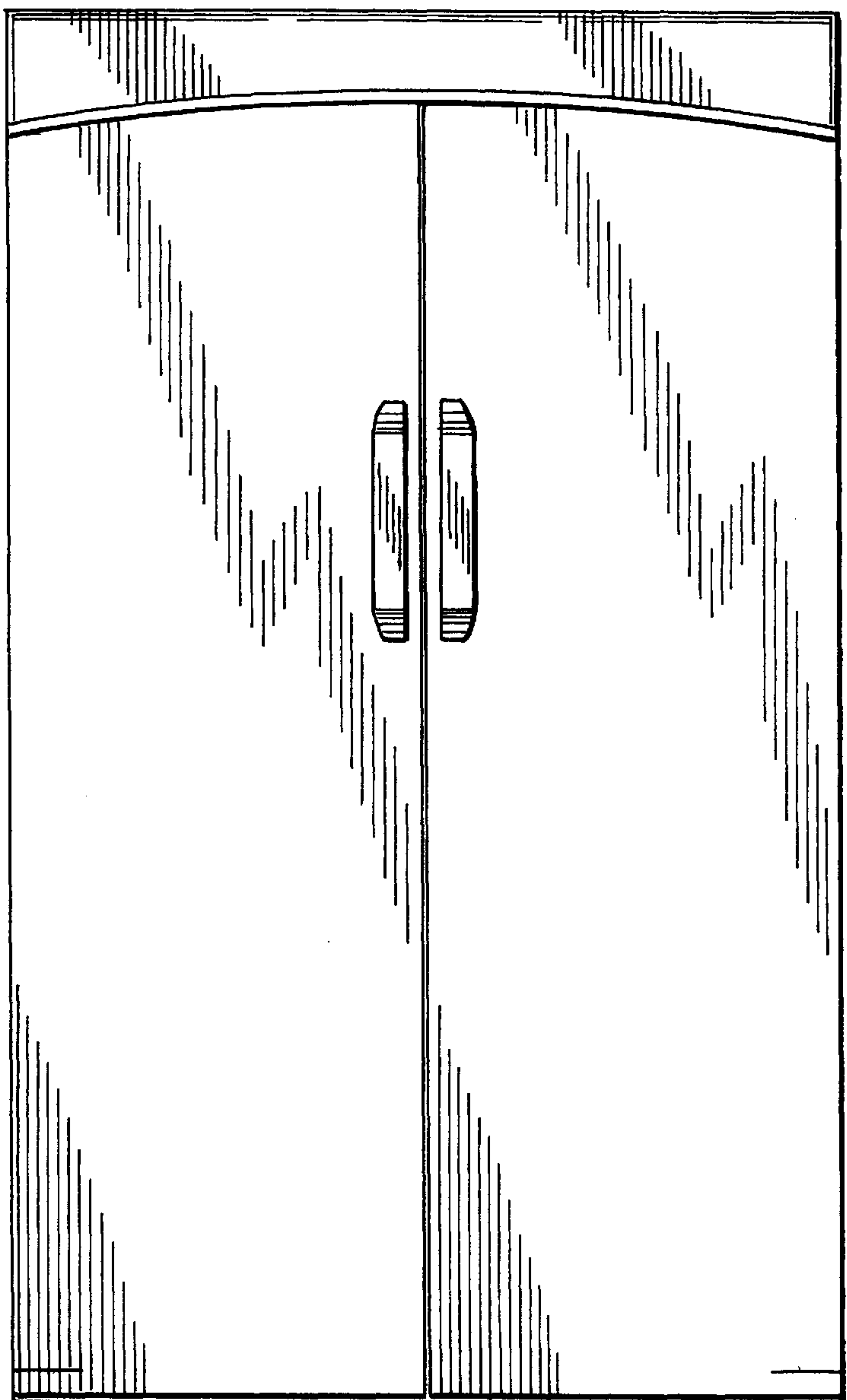


FIG. 2