



US00D432269S

United States Patent [19]

[11] Patent Number: Des. 432,269

Sartena

[45] Date of Patent: ** *Oct. 17, 2000

[54] HAIR ADORNMENT

[75] Inventor: Stacey Eve Sartena, Great Neck, N.Y.

[73] Assignee: Hair Blast, Inc., Great Neck, N.Y.

[*] Notice: This patent is subject to a terminal disclaimer.

[**] Term: 14 Years

[21] Appl. No.: 29/114,248

[22] Filed: Nov. 23, 1999

[51] LOC (7) Cl. 28-04

[52] U.S. Cl. D28/92

[58] Field of Search D28/25, 28, 39, D28/40, 92, 41, 42, 43; 132/273, 274, 275, 276, 277, 278, 279, 53, 54, 55

[56] References Cited

U.S. PATENT DOCUMENTS

250,967	12/1881	Presser .	
D. 261,181	10/1981	Sands .	
D. 335,390	5/1993	Yim .	
D. 356,398	3/1995	Hafid .	
D. 381,119	7/1997	Chang .	
D. 381,767	7/1997	Chang .	
D. 384,786	10/1997	LaFauci .	
D. 403,109	12/1998	Potut	D28/40
D. 410,302	5/1999	Yasuda	D28/40
D. 414,583	9/1999	Yasuda	D28/40
794,479	7/1905	Austin .	
1,346,718	7/1920	Muller .	
1,526,440	2/1925	Skaruda .	
1,594,741	8/1926	Lewis .	
1,714,358	5/1929	Finkelstein .	
2,620,809	12/1952	Rosen .	
2,651,310	9/1953	Selson .	
2,849,007	8/1958	Behr .	
4,254,783	3/1981	Kim .	

4,998,186	3/1991	Cocca .	
5,441,061	8/1995	Jordan et al. .	
5,501,239	3/1996	Walker	132/275
5,549,127	8/1996	Chang .	
5,803,096	9/1998	Lee .	
5,873,377	2/1999	Yang .	
5,890,498	4/1999	Kawaguchi .	

FOREIGN PATENT DOCUMENTS

6823	7/1904	Denmark .	
421964	10/1910	France .	
460804	10/1912	France .	
540368	1/1921	France .	
126305	6/1921	Switzerland .	
135892	12/1924	Switzerland .	
362668	8/1962	Switzerland .	
23134	of 1897	United Kingdom .	

OTHER PUBLICATIONS

Hong Kong Enterprise p. 1139 #271, Oct. 1997.
Hong Kong Enterprise p. 1121 #B454M, Oct. 1997.
Henry Margu, front page, left wig with braids, Feb. 1980.

Primary Examiner—Paula A. Mortimer
Attorney, Agent, or Firm—Schweitzer Cornman Gross & Bondell LLP

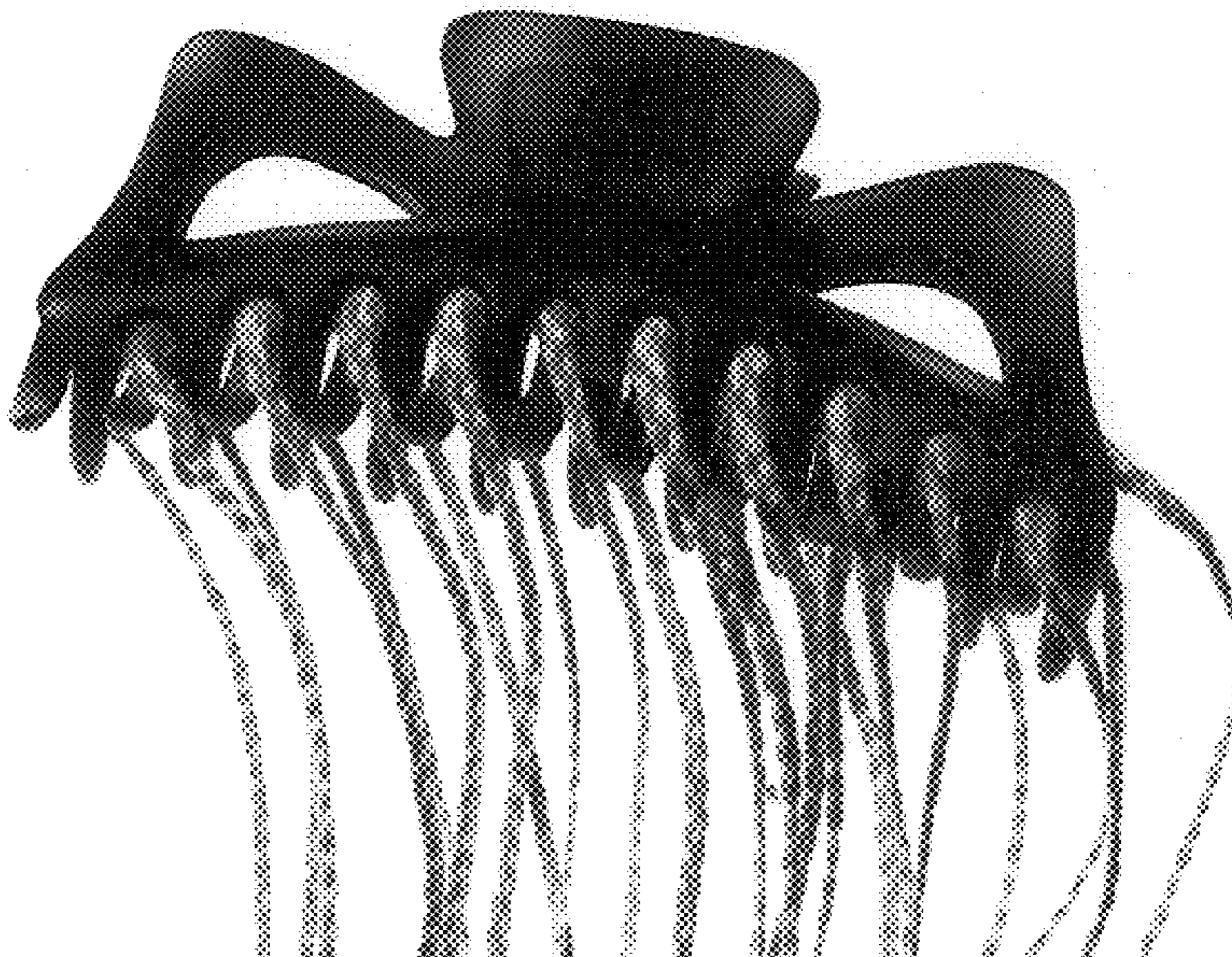
[57] CLAIM

The ornamental design for a hair adornment, as shown and described.

DESCRIPTION

FIG. 1 is a front perspective view of the hair adornment of the invention.
FIG. 2 is a top and front perspective view thereof.
FIG. 3 is a top and end perspective view thereof, from one end; and,
FIG. 4 is a bottom and end perspective view thereof, from the opposite end.

1 Claim, 4 Drawing Sheets






FIG. 1




FIG. 2




FIG. 3



FIG. 4