



US00D432265S

**United States Patent** [19]  
**Kling et al.**

[11] **Patent Number: Des. 432,265**  
[45] **Date of Patent: \*\* Oct. 17, 2000**

[54] **HAIR CUTTING MACHINE**

[75] Inventors: **Björn Kling**, Frankfurt am Main;  
**Roland Ullmann**, Offenbach, both of  
Germany

[73] Assignee: **Braun GmbH**, Germany

[\*\*] Term: **14 Years**

[21] Appl. No.: **29/103,835**

[22] Filed: **Apr. 23, 1999**

[30] **Foreign Application Priority Data**

Oct. 23, 1998 [XH] Hague Agreement ..... DMA/004278

[51] **LOC (7) Cl.** ..... **28-03**

[52] **U.S. Cl.** ..... **D28/53**

[58] **Field of Search** ..... D28/49-54; 30/34.05,  
30/34.1, 34.2, 42, 43, 43.1-43.9, 43.91,  
43.92, 196-223

[56] **References Cited**

**U.S. PATENT DOCUMENTS**

D. 295,682	5/1988	Iwai et al. ....	D28/53
D. 319,712	9/1991	Nikolaus ....	D28/53
D. 356,185	3/1995	Rizzuto, Jr. ....	D28/53
D. 363,143	10/1995	Ching ....	D28/50
D. 367,946	3/1996	Akashi et al. ....	D28/51
D. 391,676	3/1998	Sulik ....	D28/51
D. 417,931	12/1999	Lebherz ....	D28/53
D. 419,723	1/2000	Ullmann ....	D28/49
5,105,541	4/1992	Messinger et al. ....	30/34.1

**OTHER PUBLICATIONS**

Housewares Oct. 14, 1985, page unknown: Tilt N' Touch shaver on lower left.

Evans 1989/90, p. 215 Y item No. 6.

Hong Kong Enterprise Feb. 1995, p. 210: item No. RH-M302 in top row; and item No. SV-M470 in bottom row.

Best Holiday '95 Catalog, p. A34: top row; item "C".

Braun "Blueprint For Success" trade brochure dated 1996; shaver shown on p. 4.

Hong Kong Enterprise Oct. 1997, p. 495: item No. HP-150.

*Primary Examiner*—Ted Shooman

*Assistant Examiner*—C Tuttle

*Attorney, Agent, or Firm*—Fish & Richardson P.C.

[57] **CLAIM**

The ornamental design for a hair cutting machine, as shown and described.

**DESCRIPTION**

FIG. 1 is a top and front perspective view of a hair cutting machine showing our design;

FIG. 2 is a front view thereof;

FIG. 3 is a top plan view thereof;


FIG. 4 is a bottom plan view thereof;

FIG. 5 is a rear view thereof;

FIG. 6 is a right side view thereof; and,

FIG. 7 is a left side view thereof.

**1 Claim, 6 Drawing Sheets**








FIG. 1





FIG. 2






FIG. 3



FIG. 4






FIG. 5






FIG. 6






FIG. 7