



US00D432263S

# United States Patent [19]

[11] **Patent Number: Des. 432,263**

Issa

[45] **Date of Patent: \*\* Oct. 17, 2000**

[54] **COMBINED CIGARETTE AND LIGHTER CASE**

5,558,217 9/1996 Focke et al. .... 206/268  
5,630,503 5/1997 Rhodes et al. .... 206/85

[76] Inventor: **Abdullah Issa**, 49 Arnold Street, Noble Park, Victoria, 3174, Australia

*Primary Examiner*—Susan J. Lucas  
*Assistant Examiner*—Jennifer Rivard  
*Attorney, Agent, or Firm*—Thomas R. Vigil

[\*\*] Term: **14 Years**

[57] **CLAIM**

[21] Appl. No.: **29/100,123**

The ornamental design for a combined cigarette and lighter case, as shown in the drawings.

[22] Filed: **Feb. 4, 1999**

[30] **Foreign Application Priority Data**

**DESCRIPTION**

Aug. 4, 1998 [AU] Australia ..... 136221

FIG. 1 is a perspective view of a combined cigarette and lighter case showing my new design.

[51] **LOC (7) Cl.** ..... **27-06**

FIG. 2 is a front plan view of the combined cigarette and lighter case shown in FIG. 1.

[52] **U.S. Cl.** ..... **D27/186; D27/187**

FIG. 3 is a rear view of the combined cigarette and lighter case shown in FIG. 1.

[58] **Field of Search** ..... D27/172, 183, D27/186, 187, 189, 188, 192; 206/256, 242, 259, 264, 265, 268, 271, 273, 86, 85

FIG. 4 is a side view of the combined cigarette and lighter case shown in FIG. 1.

[56] **References Cited**

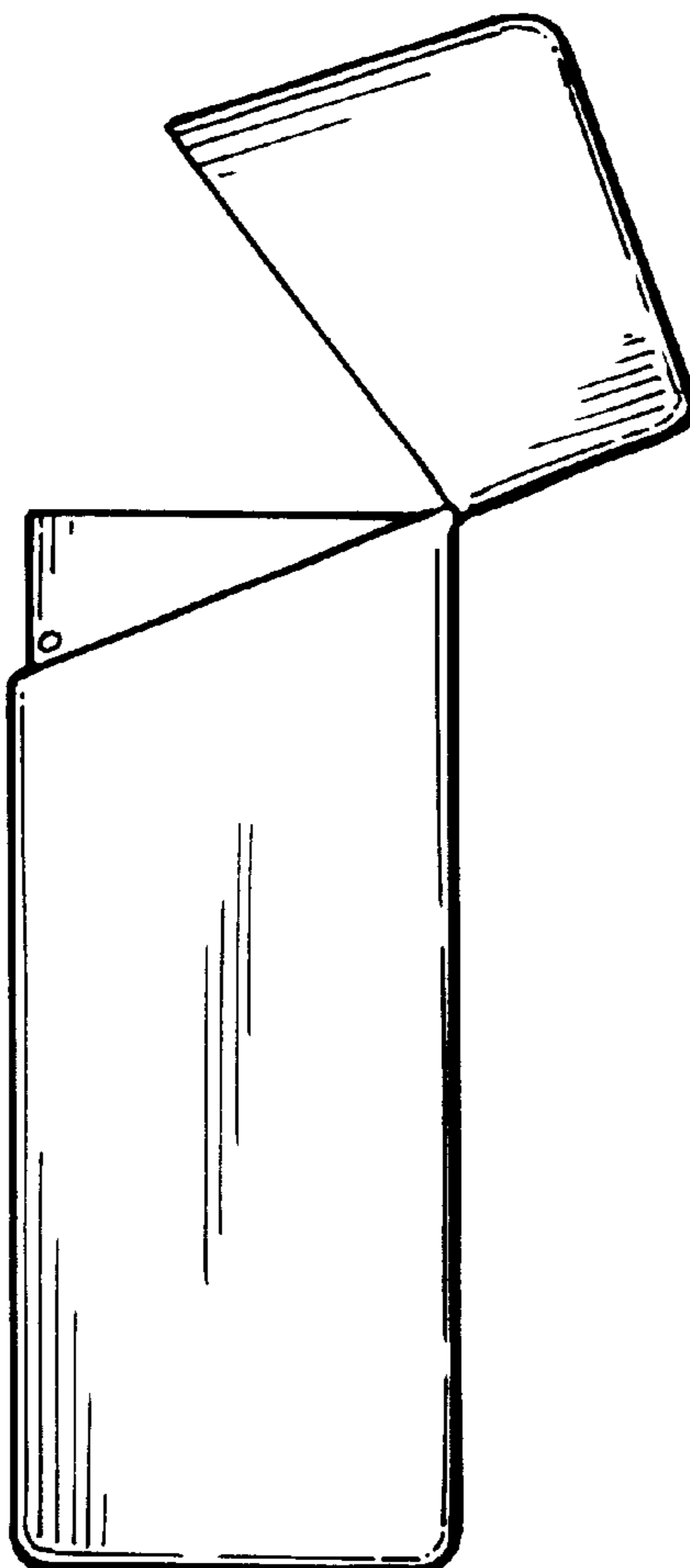
FIG. 5 is a side view of the combined cigarette and lighter case, similar to the view shown in FIG. 4, but with a pivotable cover for the case shown in an open position; and,

**U.S. PATENT DOCUMENTS**

D. 277,034 1/1985 Ramsdell ..... D27/187  
D. 279,507 7/1985 Schechter et al. .... D27/189  
3,039,671 6/1962 Chiamardas ..... 206/273  
4,852,729 8/1989 Conte ..... 206/86

FIG. 6 is a perspective view of the combined cigarette and lighter case, similar to the view shown in FIG. 1, but with the pivotable cover for the case shown in the open position.

**1 Claim, 2 Drawing Sheets**



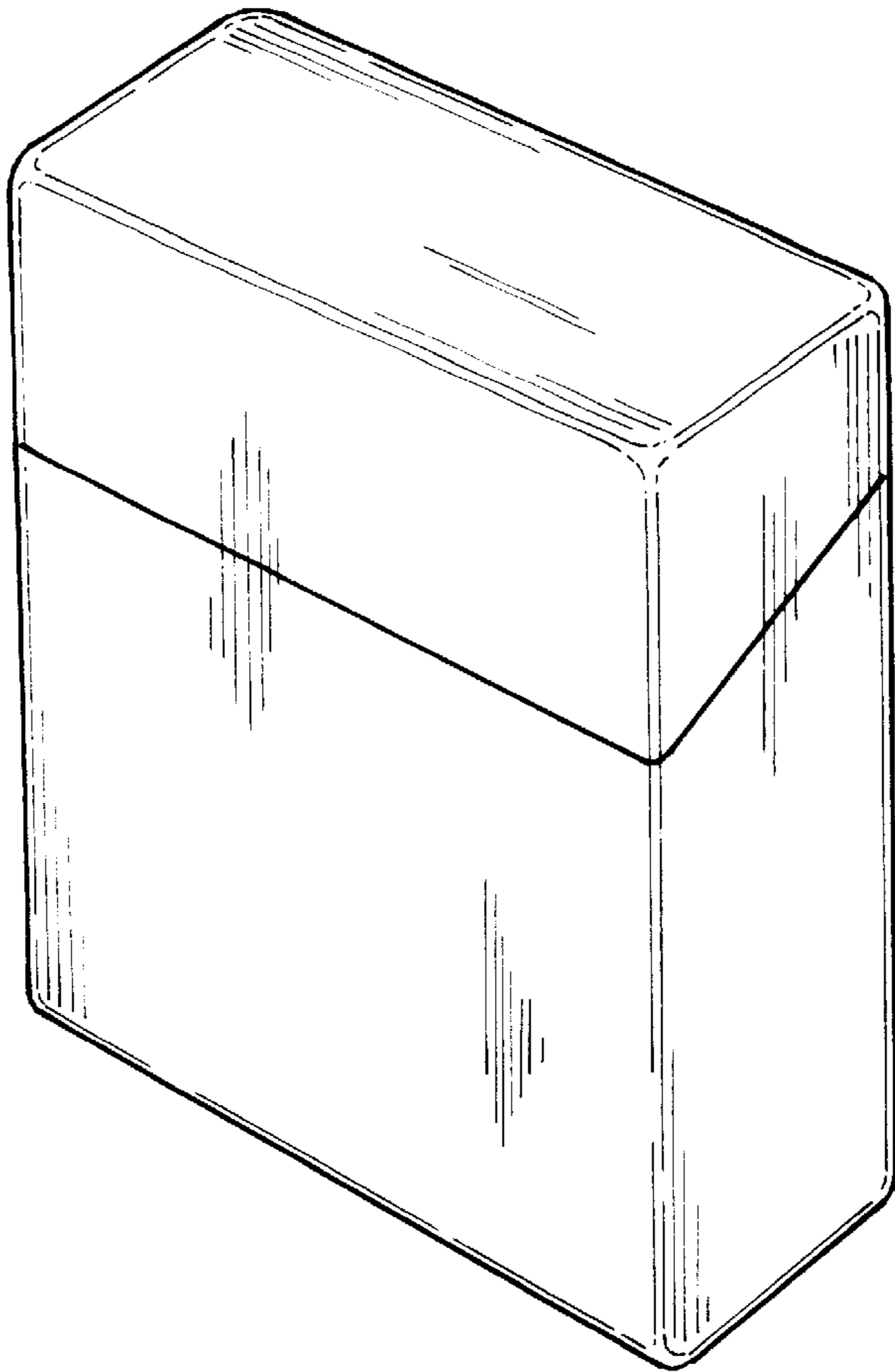


FIG. 1.




FIG. 2.

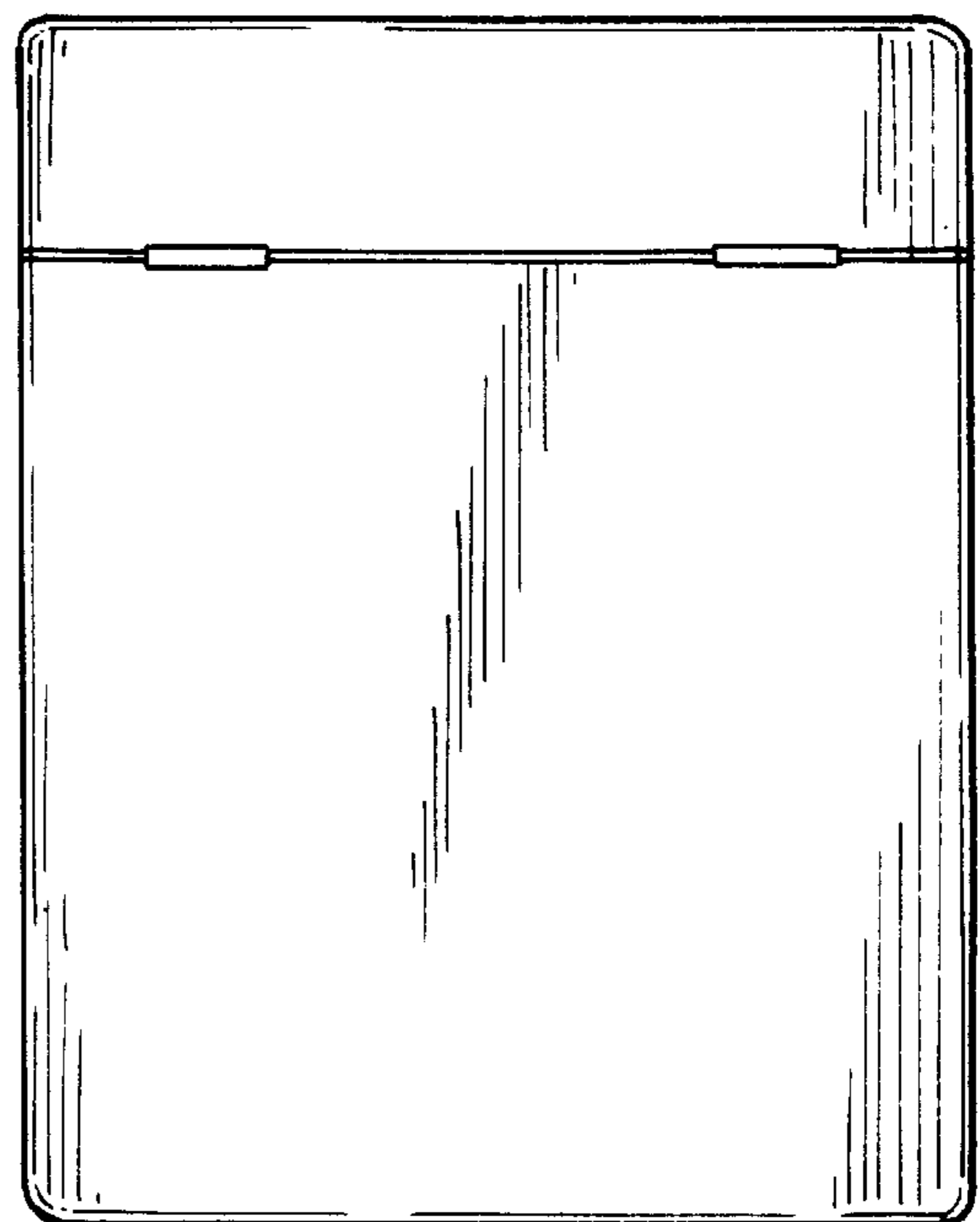


FIG. 3.

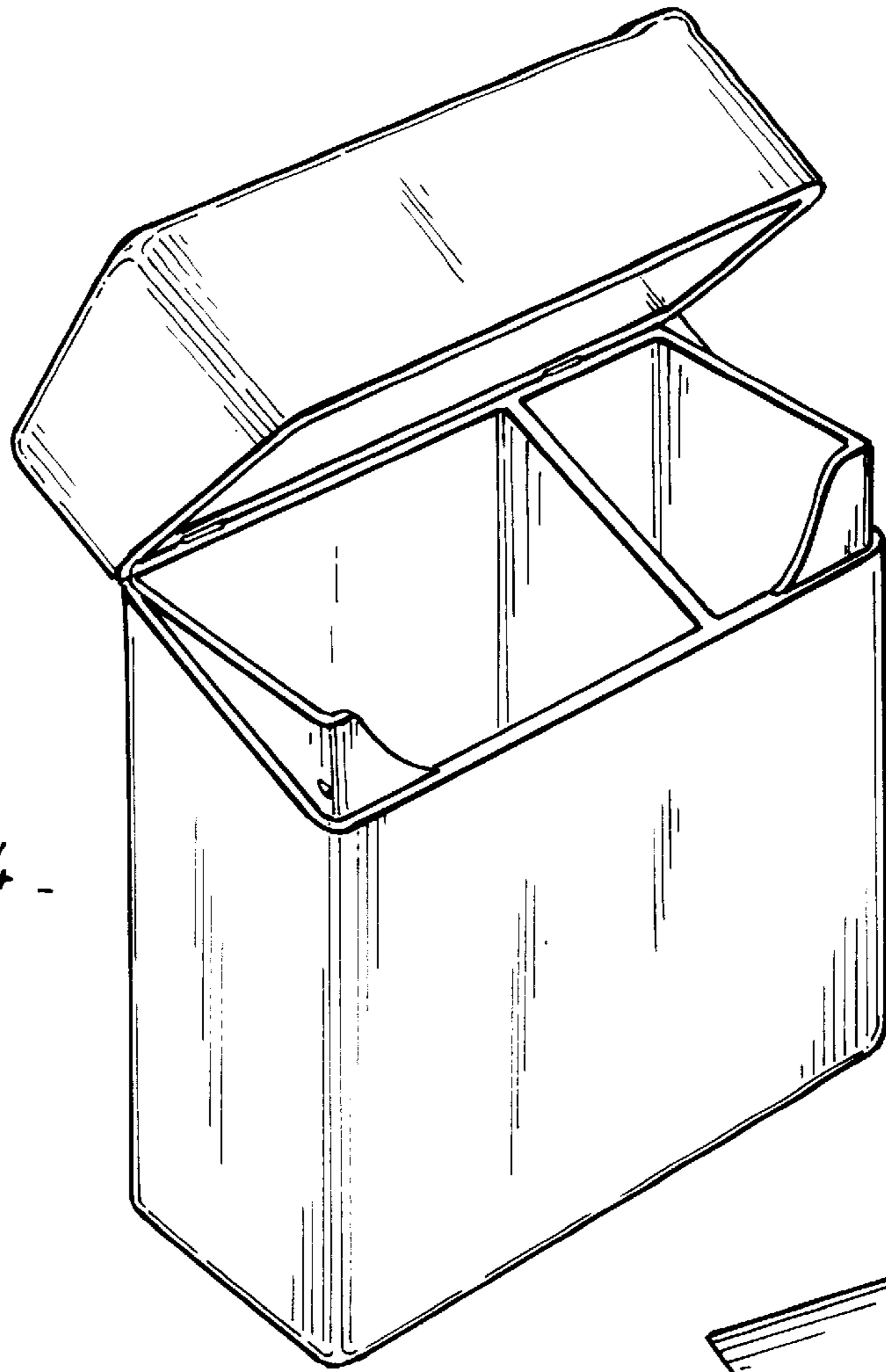


FIG. 4.




FIG. 5.

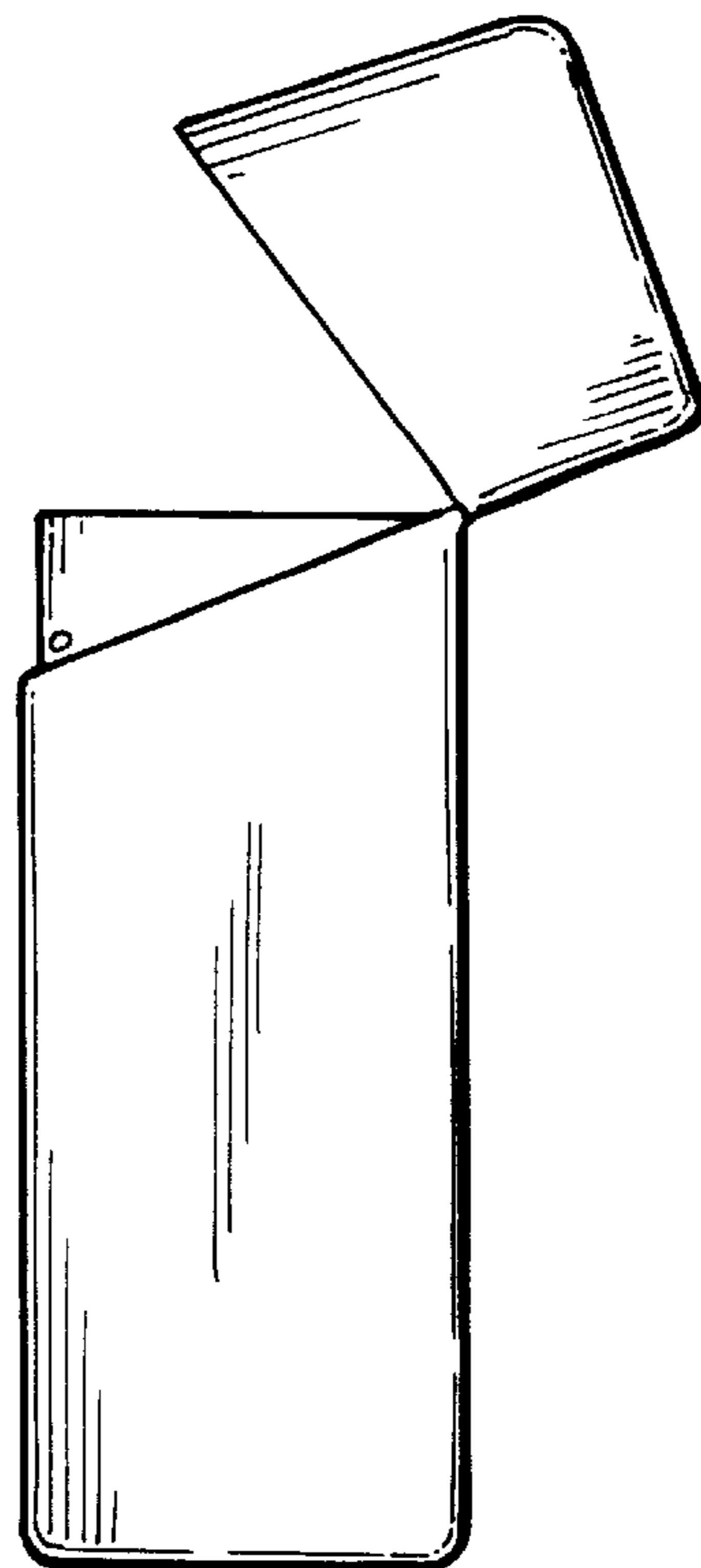


FIG. 6.