



US00D432260S

United States Patent [19]
Clinton

[11] **Patent Number: Des. 432,260**

[45] **Date of Patent: ** Oct. 17, 2000**

[54] **DECORATIVE ORNAMENT**

[76] Inventor: **Edward D. Clinton**, 175 Deanna Rd.,
Brockton, Mass. 02402

[**] Term: **14 Years**

[21] Appl. No.: **29/114,696**

[22] Filed: **Nov. 30, 1999**

D. 244,795	6/1977	O'Hara	D26/24
D. 321,671	11/1991	Goonen	D11/117
D. 401,006	11/1998	Edwards	D26/147
D. 402,394	12/1998	Archambault	D26/125
D. 403,102	12/1998	Archambault	D26/125
1,981,663	11/1934	Pollock	362/806
2,199,434	5/1940	Koonz	240/10
2,217,877	10/1940	Petry	362/806

Primary Examiner—Cynthia E. Ramirez
Attorney, Agent, or Firm—Pandiscio & Pandiscio

Related U.S. Application Data

[62] Division of application No. 09/161,867, Sep. 28, 1998,
abandoned.

[51] **LOC (7) Cl.** **26-99**

[52] **U.S. Cl.** **D26/113; D11/124; D11/125**

[58] **Field of Search** D26/24, 73, 96,
D26/97, 118, 125; D11/117, 121, 123, 124,
125, 130; 362/806, 810; 446/256, 264;
D9/307; D21/460

[56] **References Cited**

U.S. PATENT DOCUMENTS

D. 121,522 7/1940 Petry D26/24

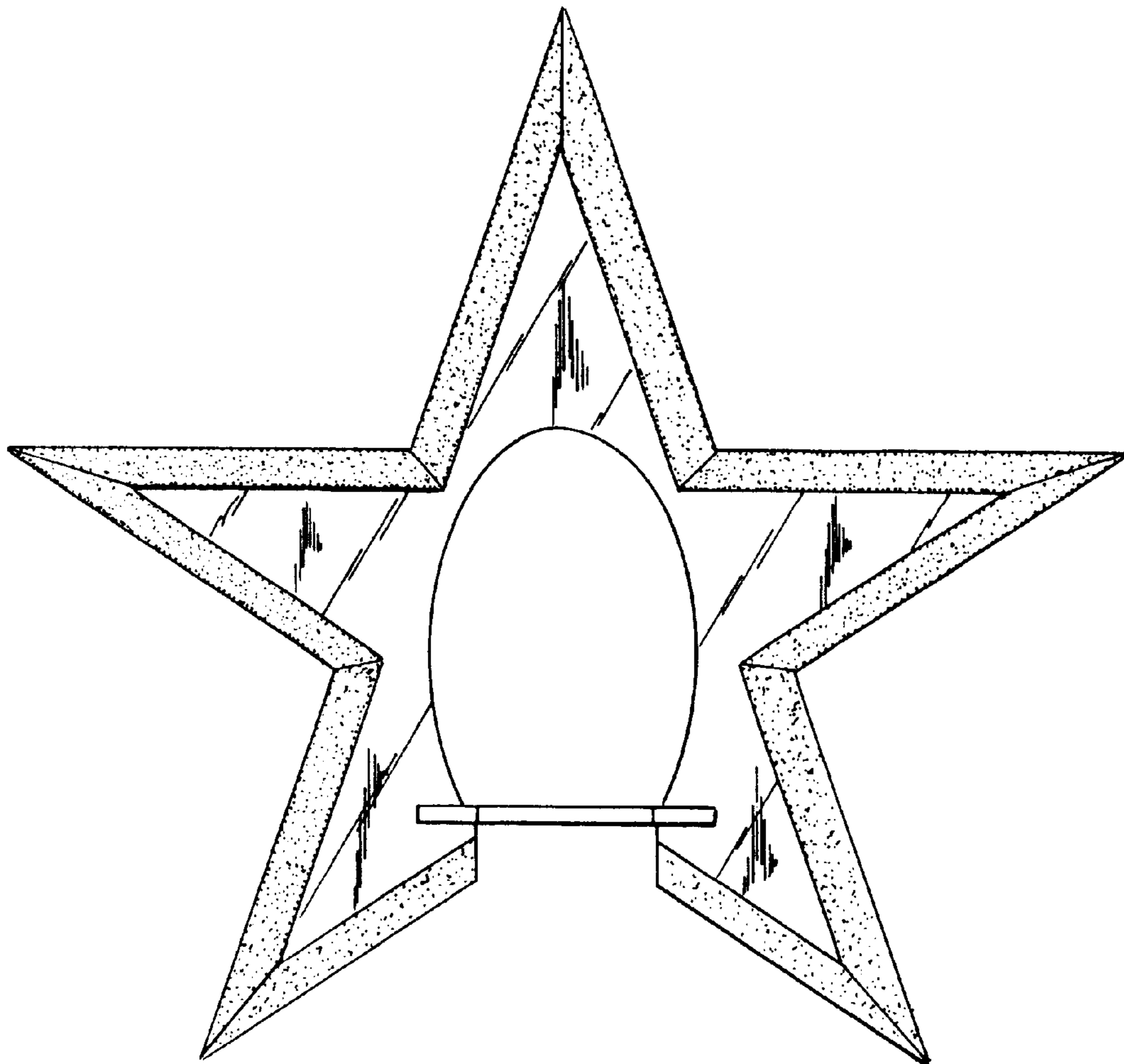
[57] **CLAIM**

The ornamental design for a decorative ornament, as shown
and described.

DESCRIPTION

FIG. 1 is a front elevational view of a decorative ornament
showing my new design, the rear being substantially a
mirror image thereof;
FIG. 2 is a left side elevational view thereof, the right side
being a mirror image thereof;
FIG. 3 is a top plan view thereof; and,
FIG. 4 is a bottom plan view thereof.

1 Claim, 1 Drawing Sheet



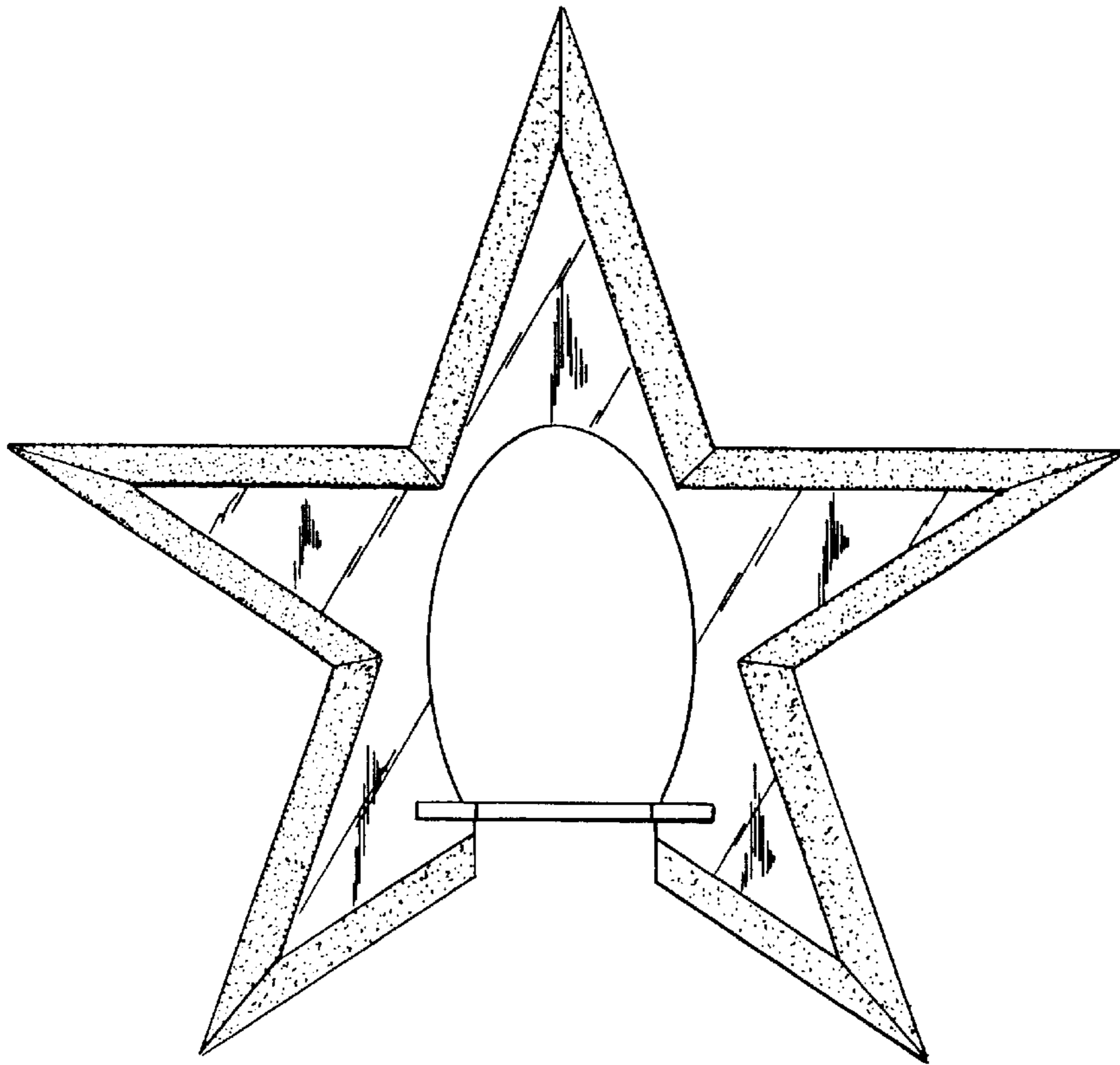


FIG. 1

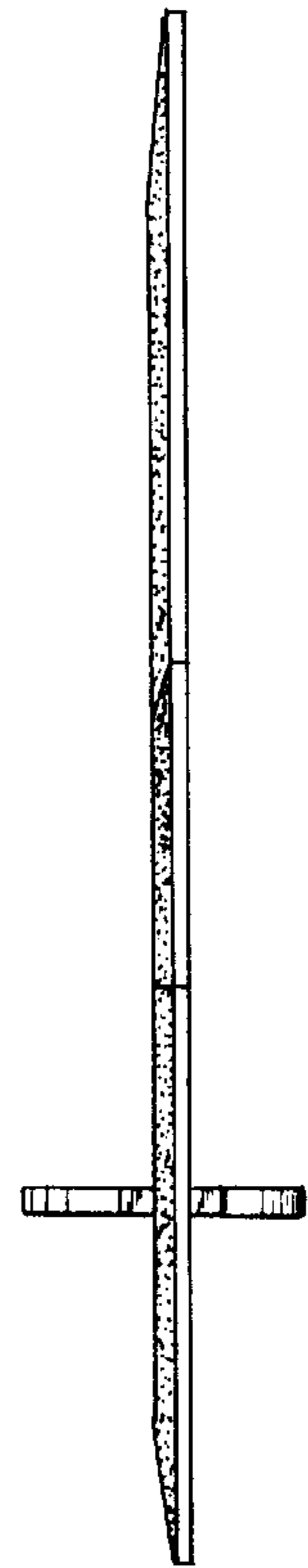


FIG. 2

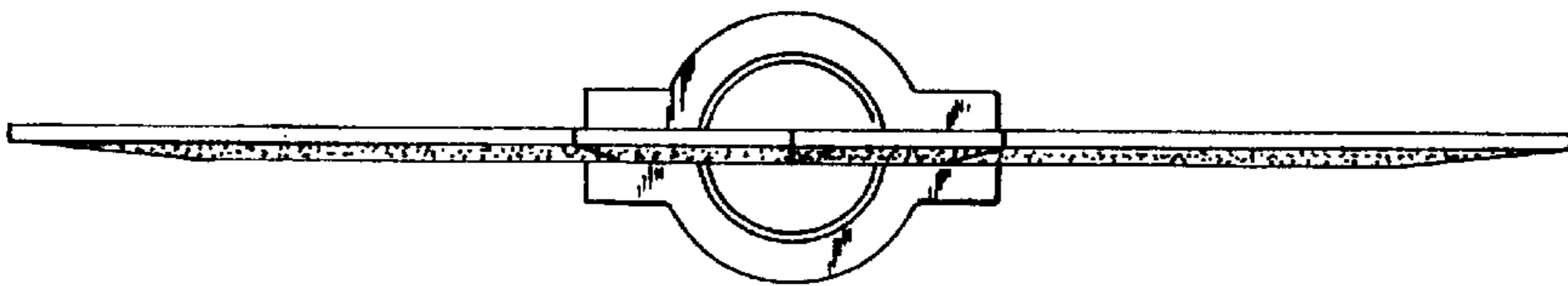


FIG. 3

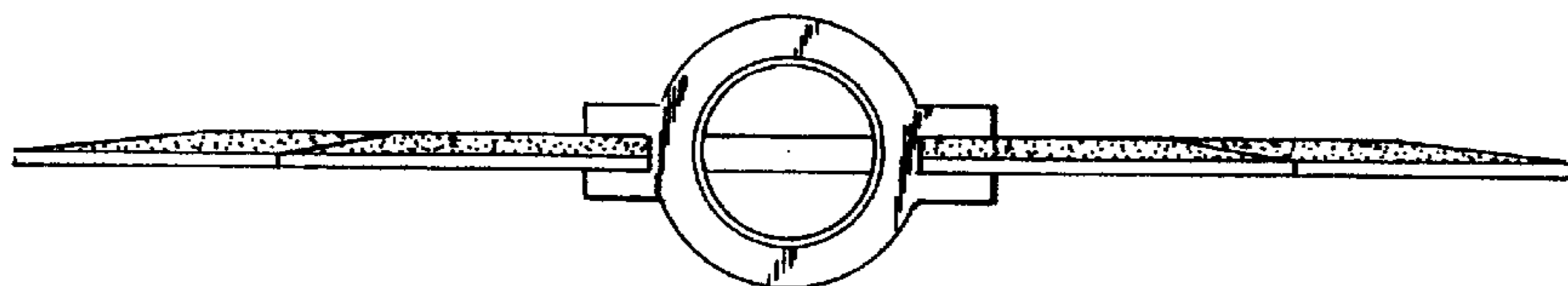


FIG. 4