



US00D432252S

**United States Patent** [19]  
**Liu**

[11] **Patent Number: Des. 432,252**

[45] **Date of Patent: \*\* Oct. 17, 2000**

[54] **STAND FOR AN OIL LAMP**

[75] Inventor: **Chung-Ye Liu**, Taipei, Taiwan

[73] Assignee: **Dalvey Products Supply Ltd.**, Taipei, Taiwan

[\*\*] Term: **14 Years**

[21] Appl. No.: **29/114,882**

[22] Filed: **Dec. 1, 1999**

[51] **LOC (7) Cl.** ..... **26-01**

[52] **U.S. Cl.** ..... **D26/23**

[58] **Field of Search** ..... D26/9, 10, 20,  
D26/22, 23; 431/125-6, 288-9, 291

[56] **References Cited**

**U.S. PATENT DOCUMENTS**

D. 91,832 3/1934 Liska ..... D26/9

D. 154,231 6/1949 Banker ..... D26/9

D. 281,015 10/1985 Sher ..... D26/9

D. 364,238 11/1995 Hung ..... D26/9

*Primary Examiner*—Robin V. Taylor  
*Attorney, Agent, or Firm*—Dellett and Walters

[57] **CLAIM**

The ornamental design for a stand for an oil lamp, as shown.

**DESCRIPTION**

FIG. 1 is a perspective view of a stand for an oil lamp, showing my new design;

FIG. 2 is a front elevational view thereof;

FIG. 3 is a rear elevational view thereof;


FIG. 4 is a left elevational view thereof;

FIG. 5 is a right elevational view thereof;

FIG. 6 is top plan view thereof; and,

FIG. 7 is a bottom plan view thereof.

**1 Claim, 4 Drawing Sheets**




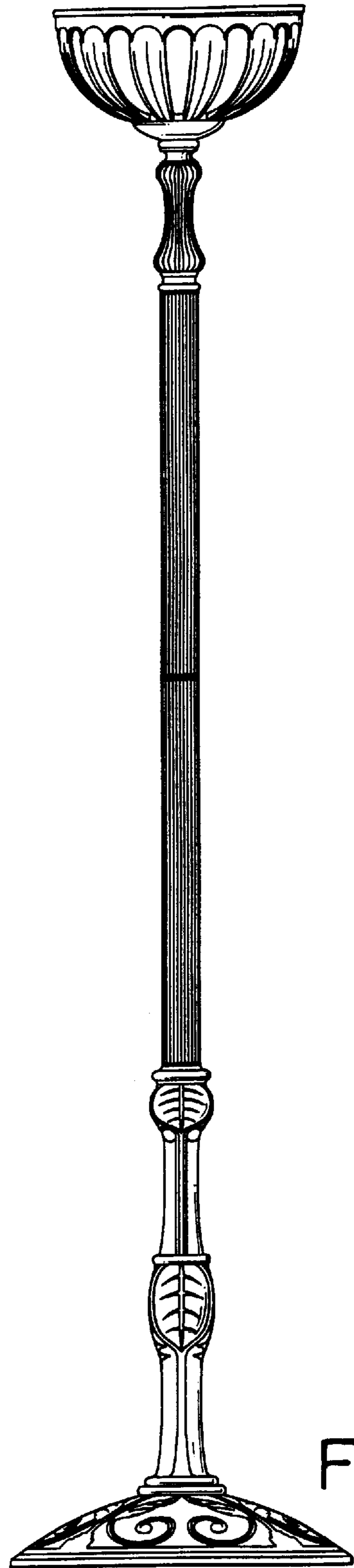
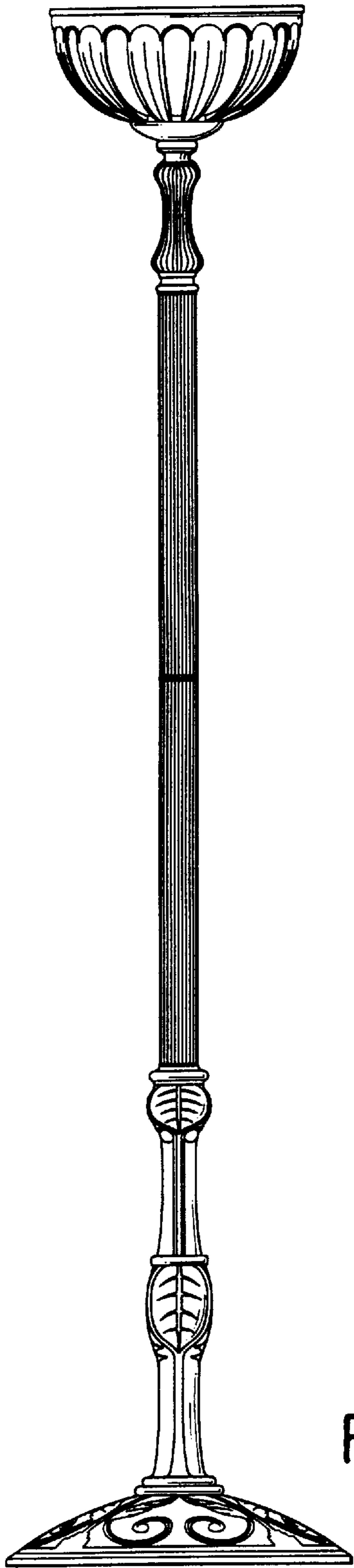


FIG. 1






FIG. 4

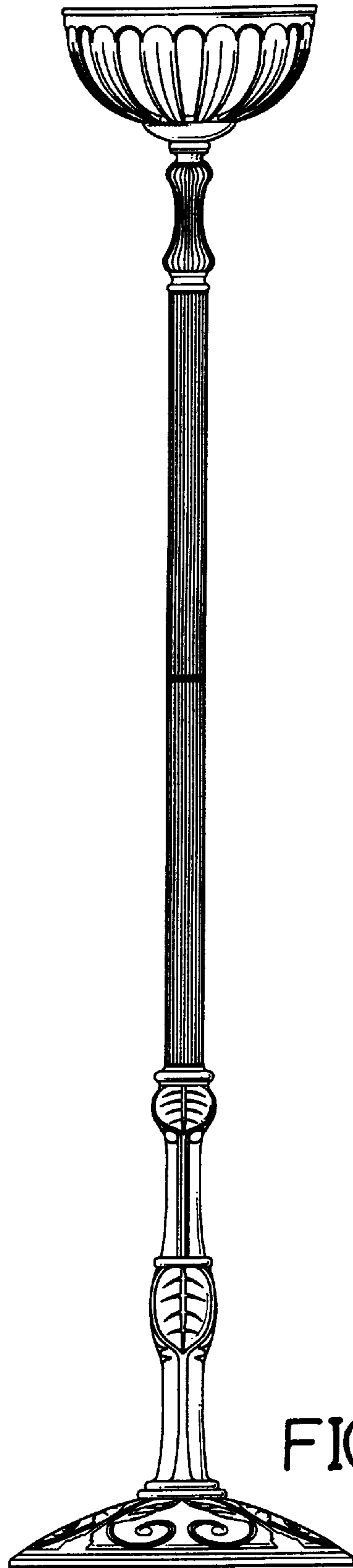


FIG. 5




FIG. 6

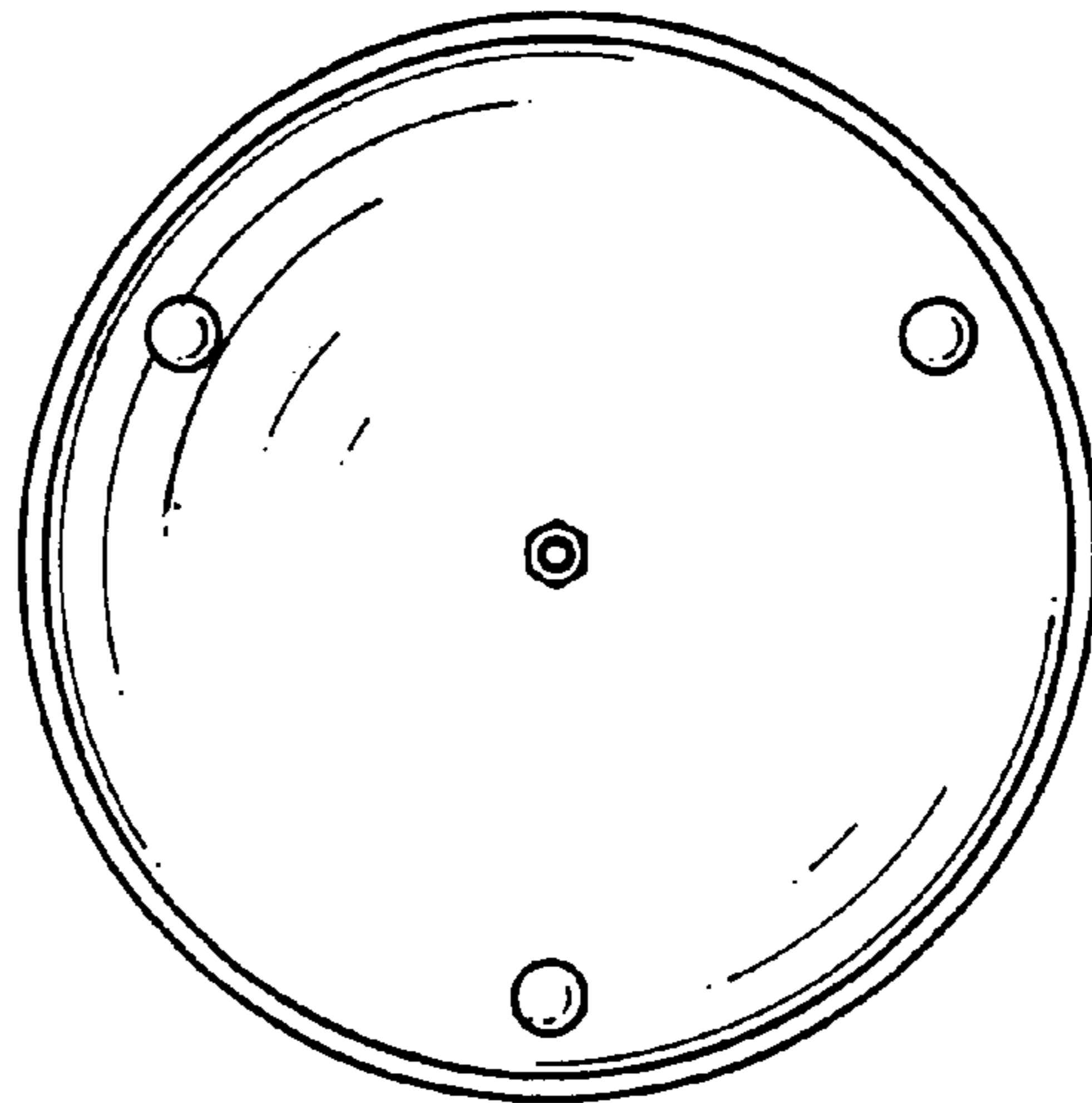


FIG. 7