



US00D432243S

United States Patent [19]

Suzuki et al.

[11] **Patent Number: Des. 432,243**

[45] **Date of Patent: ** Oct. 17, 2000**

[54] **CENTRIFUGE**

4,360,360 11/1982 Chiknas 422/64

[75] Inventors: **Junichi Suzuki**, Mito; **Koji Unno**, Hitachinaka, both of Japan

Primary Examiner—Ian Simmons
Attorney, Agent, or Firm—McDermott, Will & Emery

[73] Assignee: **Hitachi Koki Co., Ltd.**, Tokyo, Japan

[57] **CLAIM**

[**] Term: **14 Years**

The ornamental design for a centrifuge, as shown.

[21] Appl. No.: **29/105,262**

[22] Filed: **May 20, 1999**

DESCRIPTION

[30] **Foreign Application Priority Data**

Nov. 20, 1998 [JP] Japan 10-33557

[51] **LOC (7) Cl.** **24-01**

[52] **U.S. Cl.** **D24/219**

[58] **Field of Search** D24/219, 216;
422/64, 72; 494/40, 9, 8, 26

FIG. 1 is a photograph corresponding to a front perspective view of the centrifuge;
FIG. 2 is a photograph corresponding to a front elevational view thereof;
FIG. 3 is a photograph corresponding to a right side elevational view thereof;
FIG. 4 is a photograph corresponding to a top plan view thereof;
FIG. 5 is a photograph corresponding to a rear elevational view thereof;
FIG. 6 is a photograph corresponding to a left side elevational view thereof; and,
FIG. 7 is a photograph corresponding to a bottom plan view thereof.

[56] **References Cited**

U.S. PATENT DOCUMENTS

- D. 288,603 3/1987 Brown D24/219
- D. 324,107 2/1992 Koreeda et al. D24/219
- D. 367,867 3/1996 Suzuki et al. D15/147

1 Claim, 7 Drawing Sheets




FIG. 1



FIG. 2




FIG. 3




FIG. 4



FIG. 5




FIG. 6




FIG. 7

