



US00D432201S

# United States Patent [19] Firmin

[11] Patent Number: **Des. 432,201**

[45] Date of Patent: **\*\* Oct. 17, 2000**

[54] FISH LURE

[75] Inventor: **Herman P. Firmin**, Baton Rouge, La.

[73] Assignee: **Knight Manufacturing Co., Inc.**,  
Tyler, Tex.

[\*\*] Term: **14 Years**

[21] Appl. No.: **29/106,441**

[22] Filed: **Jun. 17, 1999**

[51] LOC (7) Cl. .... **22-05**

[52] U.S. Cl. .... **D22/133**

[58] Field of Search ..... D22/126, 132,  
D22/133; 43/42.24, 42.26, 42.28, 42.35,  
42.39, 42.45, 42.48; D21/599, 597

[56] **References Cited**

**U.S. PATENT DOCUMENTS**

D. 194,877	3/1963	Magoon	.....	D22/133
D. 232,173	7/1974	Miller	.....	D22/133
D. 234,762	4/1975	Price	.....	D22/131
D. 270,751	9/1983	Gowing et al.	.....	D22/133
D. 286,425	10/1986	Haase	.....	D22/133
D. 369,200	4/1996	Huddleston et al.	.....	D22/133
D. 414,543	9/1999	Firmin	.....	D22/133
D. 418,899	1/2000	Firmin	.....	D22/133
2,149,054	2/1939	Jones	.....	D22/133
3,218,750	11/1965	Lewin	.....	D22/131
4,317,305	3/1982	Firmin	.....	43/42.24
5,815,978	10/1998	Huddleston	.....	43/42.39

**OTHER PUBLICATIONS**

“Large-mouthed Black Bass”, bottom pf p. 107, Pflueger Fishing Tackle Catalog, Feb. 1943.

“Horned Dace Creek Chub”, top of p. 445, Fieldbook of Natural History by L. Palmer, McGraw-Hill © 1949.

“Killifish”, top left p. 447, Fieldbook of Natural History by L. Palmer, McGraw-Hill © 1949.

“Skip Jack” # S618S, upper left of p. 4, De Witt Plastics Catalog, Jan. 1970.

*Primary Examiner*—Louis S. Zarfes

*Assistant Examiner*—Inga-Maria Hyttinen

*Attorney, Agent, or Firm*—Charles M. Kaplan

[57] **CLAIM**

The ornamental design for a fish lure, as shown and described.

**DESCRIPTION**

FIG. 1 is a side elevational view of a fish lure embodying my new design;

FIG. 2 is a side elevational view of the opposite side of the fish lure;

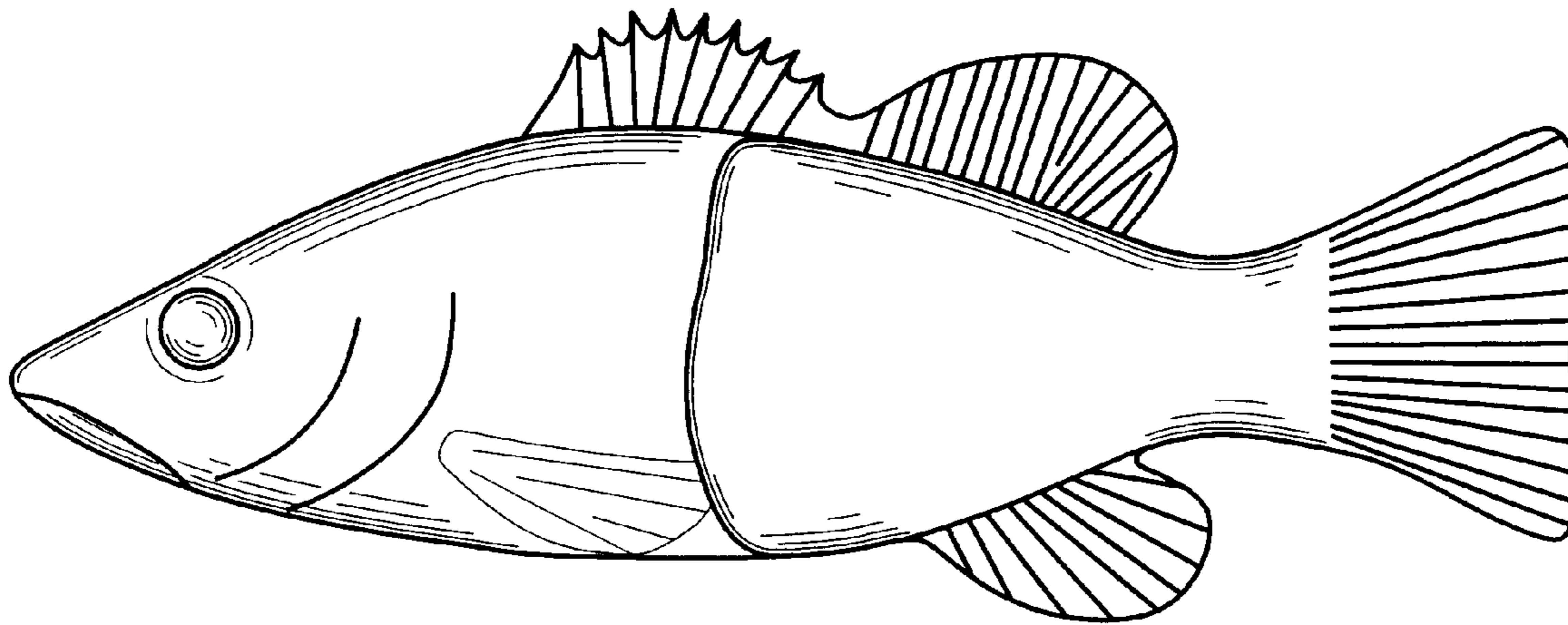
FIG. 3 is a front elevational view of the fish lure on a greatly enlarged scale.

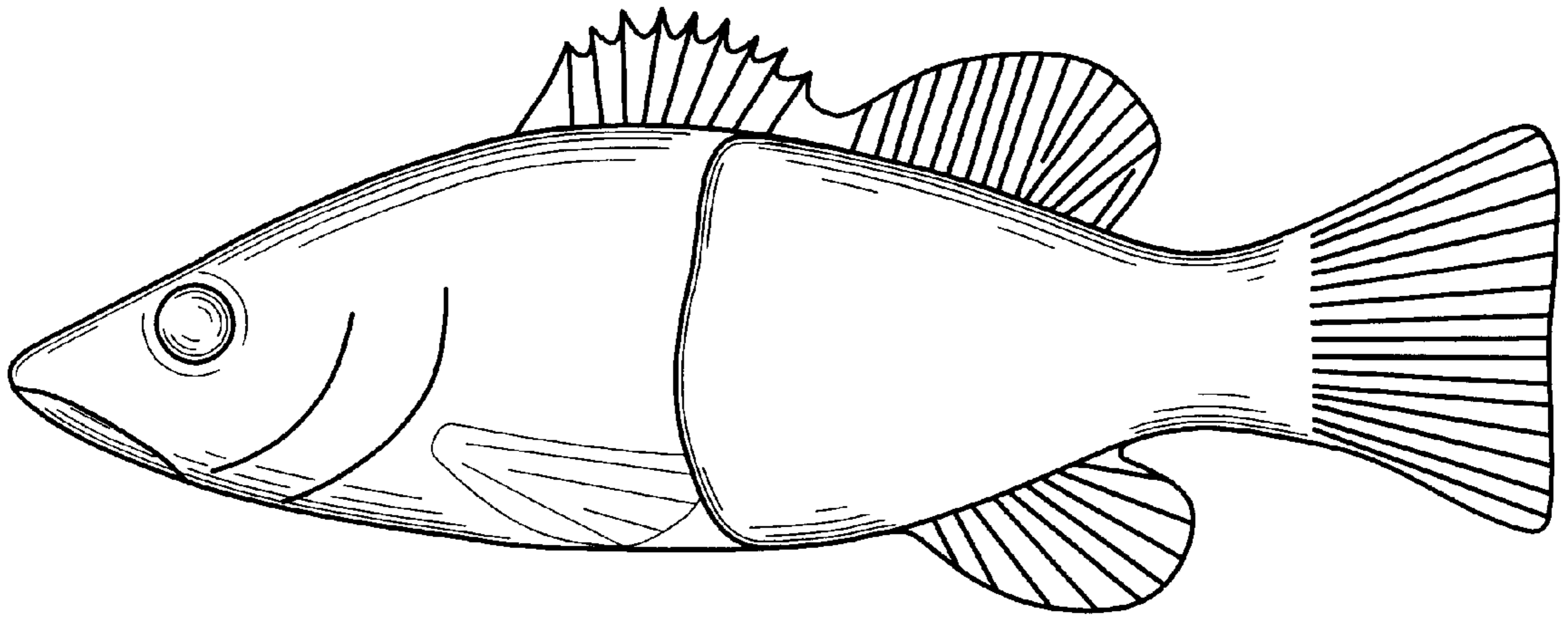
FIG. 4 is a rear elevational view of the fish lure on a greatly enlarged scale.

FIG. 5 is a top plan view of the fish lure on an enlarged scale; and,

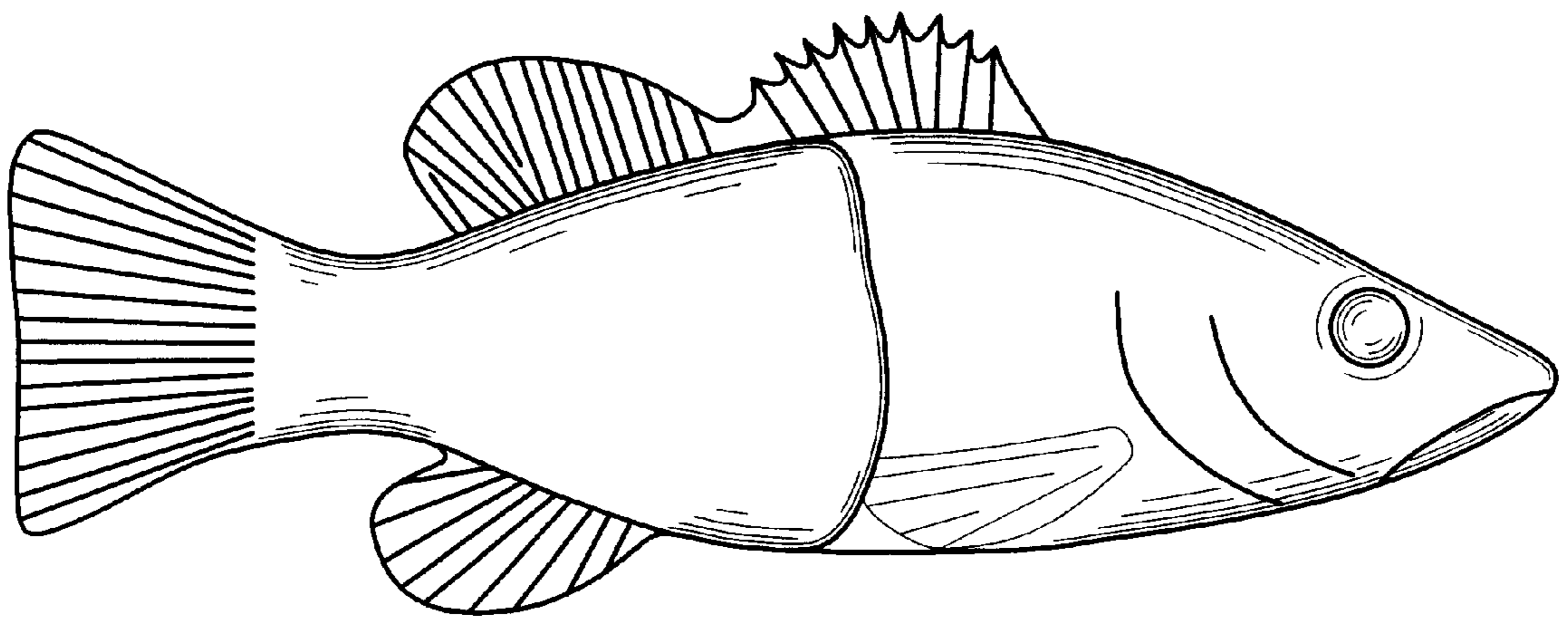
FIG. 6 is a bottom plan view of the fish lure on an enlarged scale.

**1 Claim, 3 Drawing Sheets**

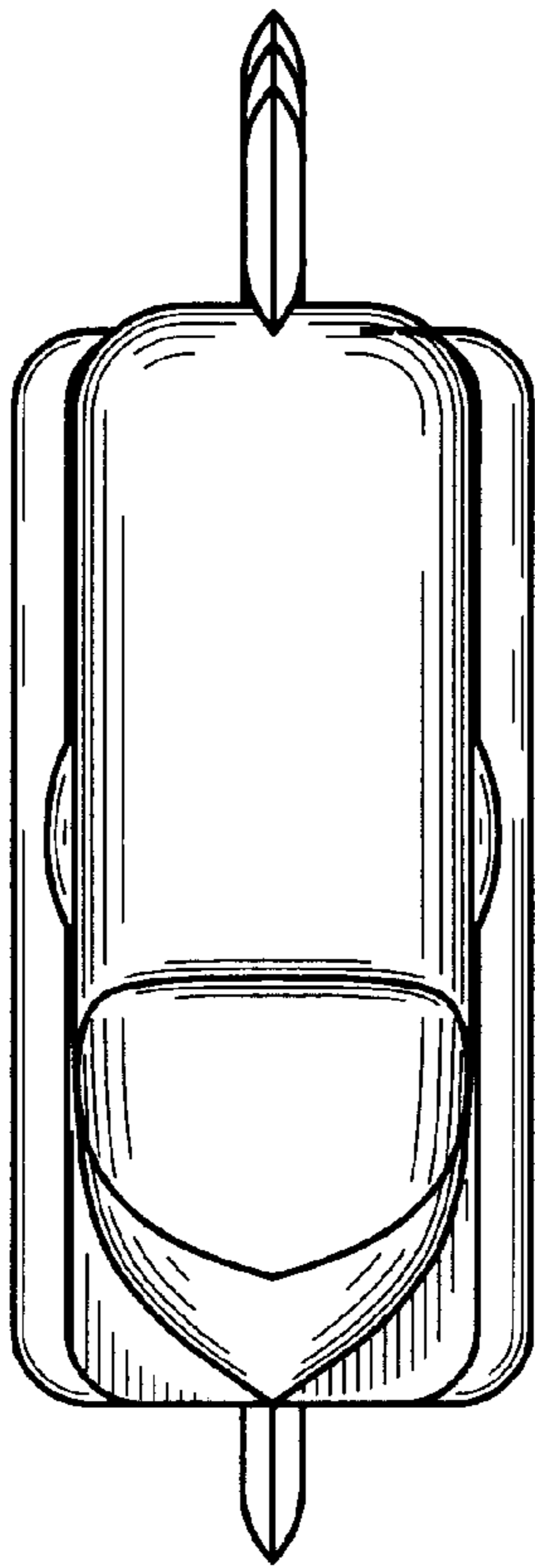




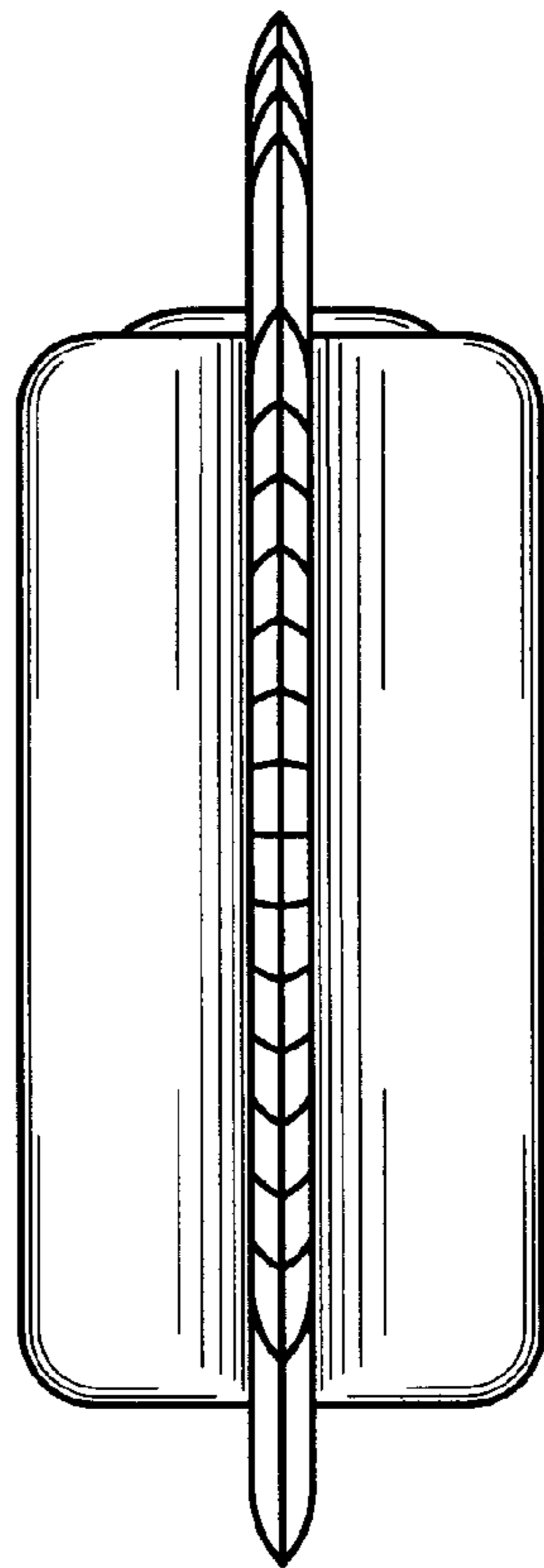
*Fig. 1*



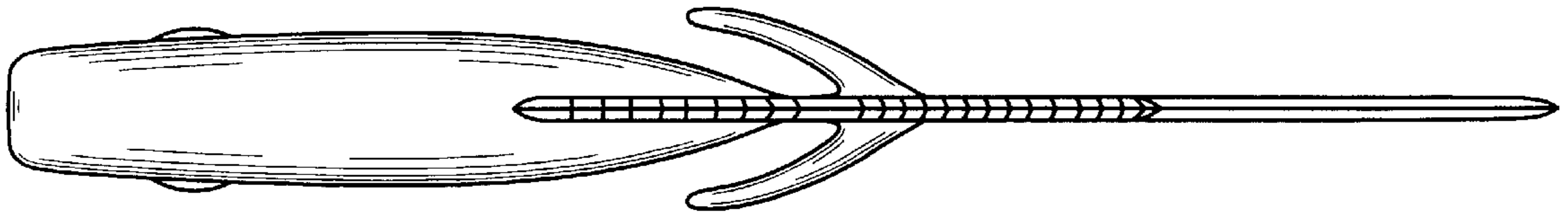
*Fig. 2*



*Fig. 3*



*Fig. 4*



*Fig. 5*



*Fig. 6*