



US00D432196S

United States Patent [19] Kleppen

[11] **Patent Number: Des. 432,196**

[45] **Date of Patent: ** Oct. 17, 2000**

[54] **GOLF EXERCISER**

D. 364,436 11/1995 Thomas D21/757
D. 399,273 10/1998 Foley D21/791

[76] Inventor: **Arthur L. Kleppen**, 14221 SE. 266th,
Kent, Wash. 98042

Primary Examiner—Mitchell Siegel
Attorney, Agent, or Firm—Keith D. Gehr

[**] Term: **14 Years**

[57] **CLAIM**

[21] Appl. No.: **29/114,524**

The ornamental design for a golf exerciser, as shown and described.

[22] Filed: **Nov. 24, 1999**

DESCRIPTION

[51] **LOC (7) Cl.** **21-02**

[52] **U.S. Cl.** **D21/789; D21/756**

[58] **Field of Search** D21/789, 756,
D21/757; 473/201, 203, 206, 219, 300-303,
316-323

FIG. 1 is a front view of a golf exerciser.
FIG. 2 is an exploded view thereof; and,
FIG. 3 is an exploded front view of a second embodiment of the golf exerciser.

The broken line shown is for illustrative purposes only and forms no part of the claimed design. The surfaces or portions of the article not shown in the drawings or described in the specification form no part of the claimed design.

[56] **References Cited**

U.S. PATENT DOCUMENTS

D. 215,314 9/1969 Jackson D21/758
D. 239,725 4/1976 Kindred D21/757

1 Claim, 2 Drawing Sheets

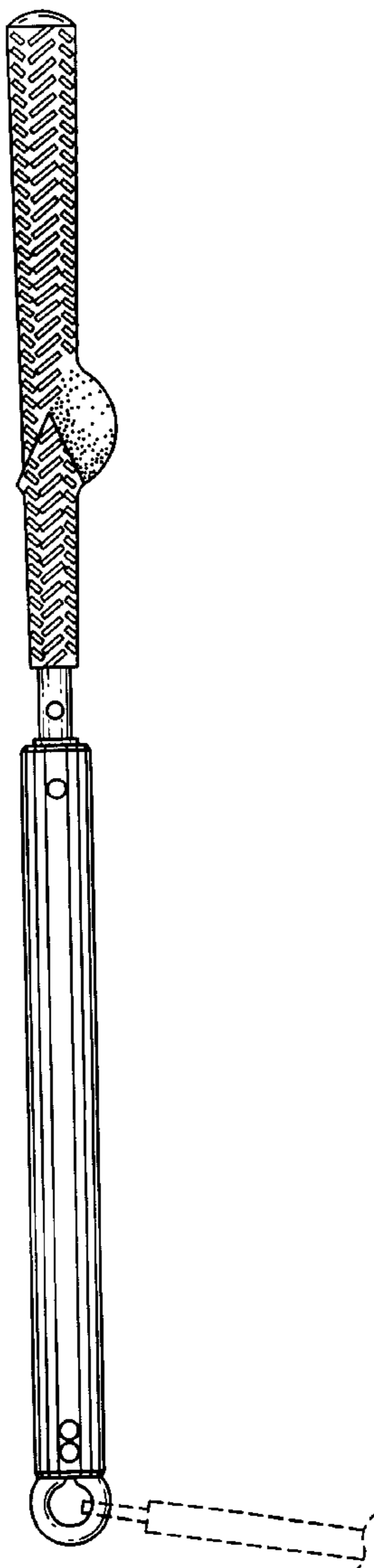


FIG. 1

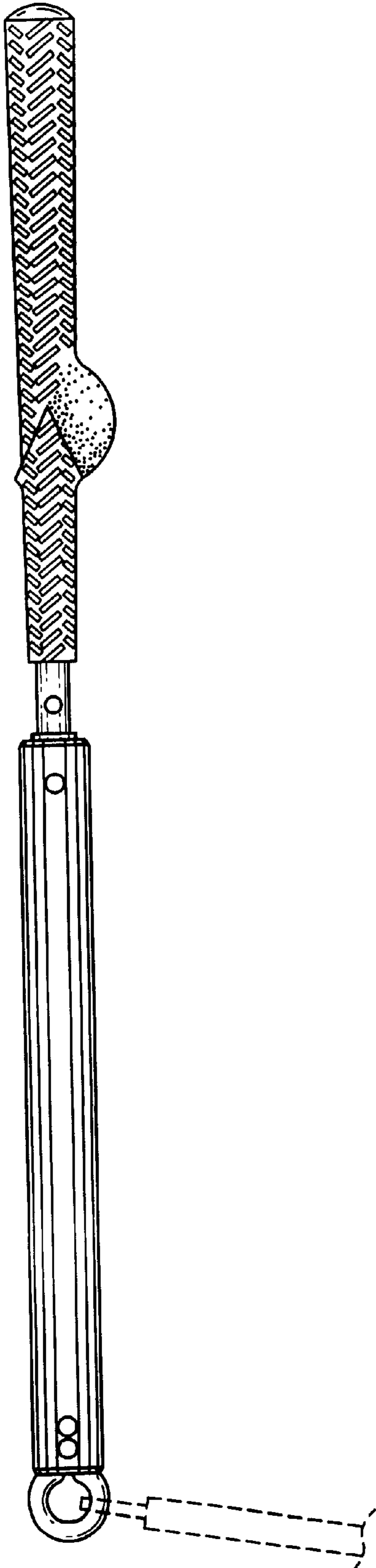


FIG. 2

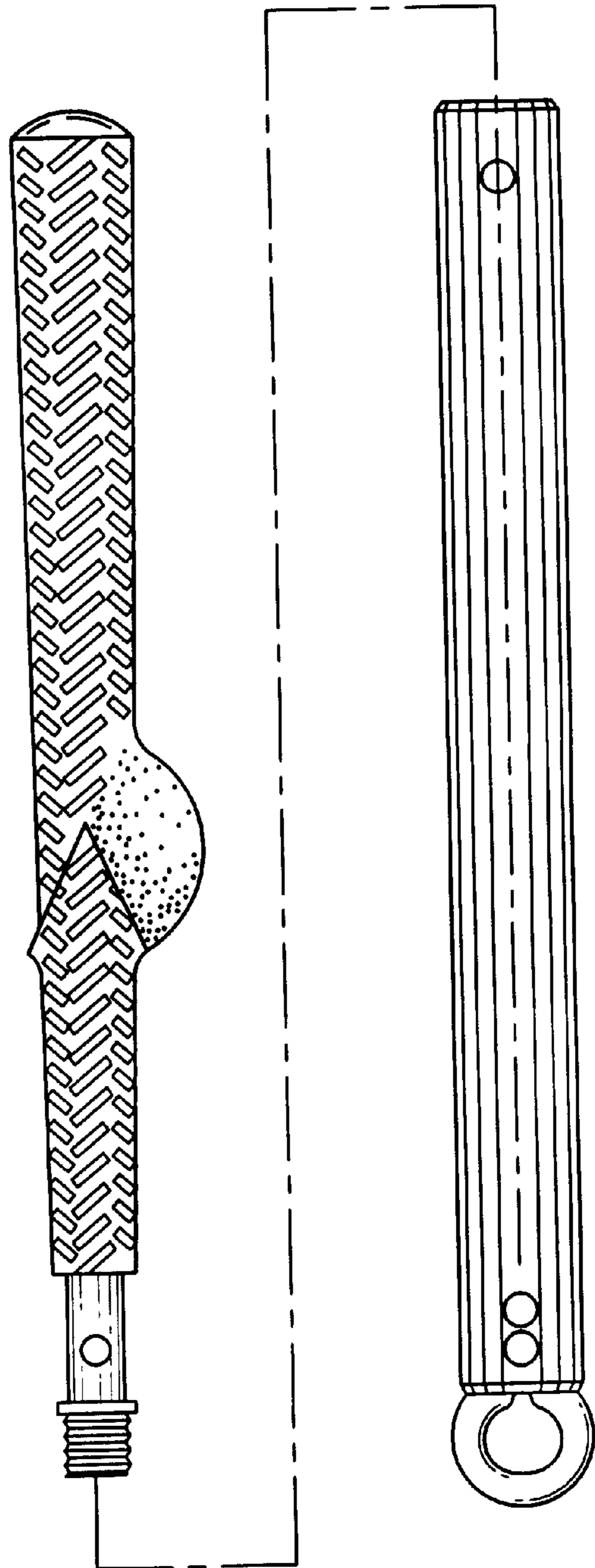


FIG. 3

