



US00D432176S

United States Patent [19]

Stevens et al.

[11] Patent Number: Des. 432,176

[45] Date of Patent: ** Oct. 17, 2000

[54] SPECIMEN LABEL

[75] Inventors: **Timothy A. Stevens**, Warwick, N.Y.;
Steven R. Savitz, Teaneck; **Alexander Gelbman**, Mountain Lakes, both of N.J.; **Neil A. Moore**, Sparta, N.J.; **Jeff Campbell**, Loveland, Ohio

[73] Assignee: **Becton Dickinson and Company**, Franklin Lakes, N.J.

[**] Term: **14 Years**

[21] Appl. No.: **29/115,075**

[22] Filed: **Dec. 7, 1999**

[51] LOC (7) Cl. **19-08**

[52] U.S. Cl. **D20/22**

[58] Field of Search D20/10, 11, 22,
D20/23, 27, 28, 40, 42; 40/1, 299, 124.1,
630, 638

[56] References Cited

U.S. PATENT DOCUMENTS

D. 393,487	4/1998	Cunitz et al.	D20/22
D. 396,250	7/1998	Mogensen	D20/22
3,961,898	6/1976	Neeley et al.	23/253
4,260,257	4/1981	Neeley et al.	356/246
4,289,459	9/1981	Neeley et al.	417/475
4,628,193	12/1986	Blum	235/375
4,802,438	2/1989	DeJonge	116/308
4,835,372	5/1989	Gombrich et al.	235/375
4,857,713	8/1989	Brown	235/375
4,857,716	8/1989	Gombrich et al.	235/462
5,030,341	7/1991	McEwen et al.	210/94
5,131,404	7/1992	Neeley et al.	128/763

5,153,416	10/1992	Neeley	235/375
5,164,575	11/1992	Neeley et al.	235/472
5,166,498	11/1992	Neeley	235/375
5,171,977	12/1992	Morrison	235/375
5,286,959	2/1994	Demachi	235/462
5,401,059	3/1995	Ferrario	283/67
5,401,110	3/1995	Neeley	400/621
5,552,593	9/1996	Biss	235/495
5,586,087	12/1996	Silverson	368/10
5,635,137	6/1997	Manz et al.	422/102
5,700,998	12/1997	Palti	235/375
5,931,098	8/1999	Bates .	

FOREIGN PATENT DOCUMENTS

3529455	8/1985	Denmark .
0 441 617 A1	2/1991	European Pat. Off. .
0 476 398 A2	8/1991	European Pat. Off. .
0 478 158 A1	9/1991	European Pat. Off. .
2 725 694	10/1994	France .
7-213908	2/1997	Japan .

Primary Examiner—Marcus A. Jackson
Attorney, Agent, or Firm—Nanette S. Thomas, Esq.


[57] CLAIM

The ornamental design for a specimen label, as shown and described.

DESCRIPTION

FIG. 1 is a front view of the specimen label;
FIG. 2 is a top side view of FIG. 1;
FIG. 3 is a right side view of FIG. 1 with the left side being a mirror image thereof;
FIG. 4 is a back view of FIG. 1; and,
FIG. 5 is a bottom side view of FIG. 1.

1 Claim, 1 Drawing Sheet






FIG. 1



FIG. 3

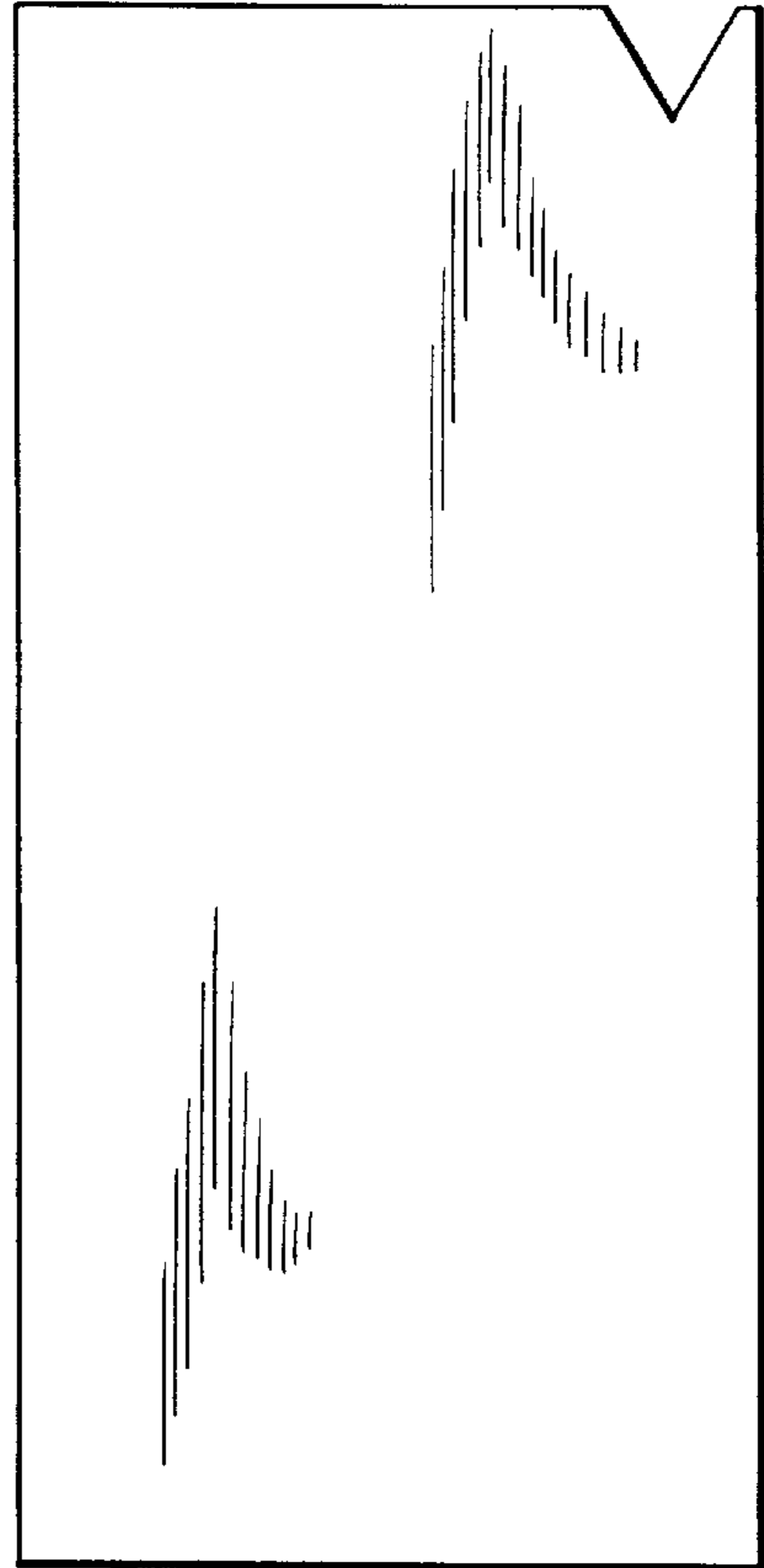


FIG. 4

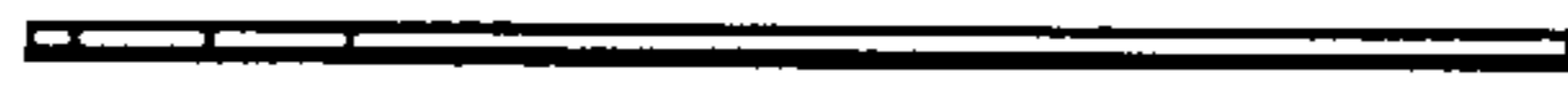


FIG. 2



FIG. 5