

US00D432173S

**United States Patent** [19]  
**Baker**

[11] **Patent Number: Des. 432,173**

[45] **Date of Patent: \*\* Oct. 17, 2000**

[54] **ILLUMINATED ADDRESS SIGN**

[76] **Inventor: Walter Baker**, 319 E. 3rd Ave.,  
Roselle, N.J. 07203

[\*\*] **Term: 14 Years**

[21] **Appl. No.: 29/111,681**

[22] **Filed: Oct. 1, 1999**

[51] **LOC (7) Cl. .... 19-08**

[52] **U.S. Cl. .... D20/17**

[58] **Field of Search** ..... D20/10, 17, 40,  
D20/41, 42; 40/540, 541, 542, 543, 546,  
564, 570; 362/362, 363, 811, 812

[56] **References Cited**

**U.S. PATENT DOCUMENTS**

D. 289,063	3/1987	Rutter	.....	D20/17
D. 343,199	1/1994	Kunzer	.....	D20/17
D. 355,220	2/1995	Russo et al.	.....	D20/17

*Primary Examiner*—Marcus A. Jackson

[57] **CLAIM**

The ornamental design for a illuminated address sign, as shown and described.

**DESCRIPTION**

FIG. 1 is a front elevational view of the illuminated address sign of the present invention;

FIG. 2 is a rear elevational view of the illuminated address sign of FIG. 1;

FIG. 3 is a left side elevational view of the illuminated address sign of FIG. 1;


FIG. 4 is a right side elevational view of the illuminated address sign of FIG. 1;


FIG. 5 is a top plan view of the illuminated address sign of FIG. 1; and,

FIG. 6 is a bottom plan view of the illuminated address sign of FIG. 1.

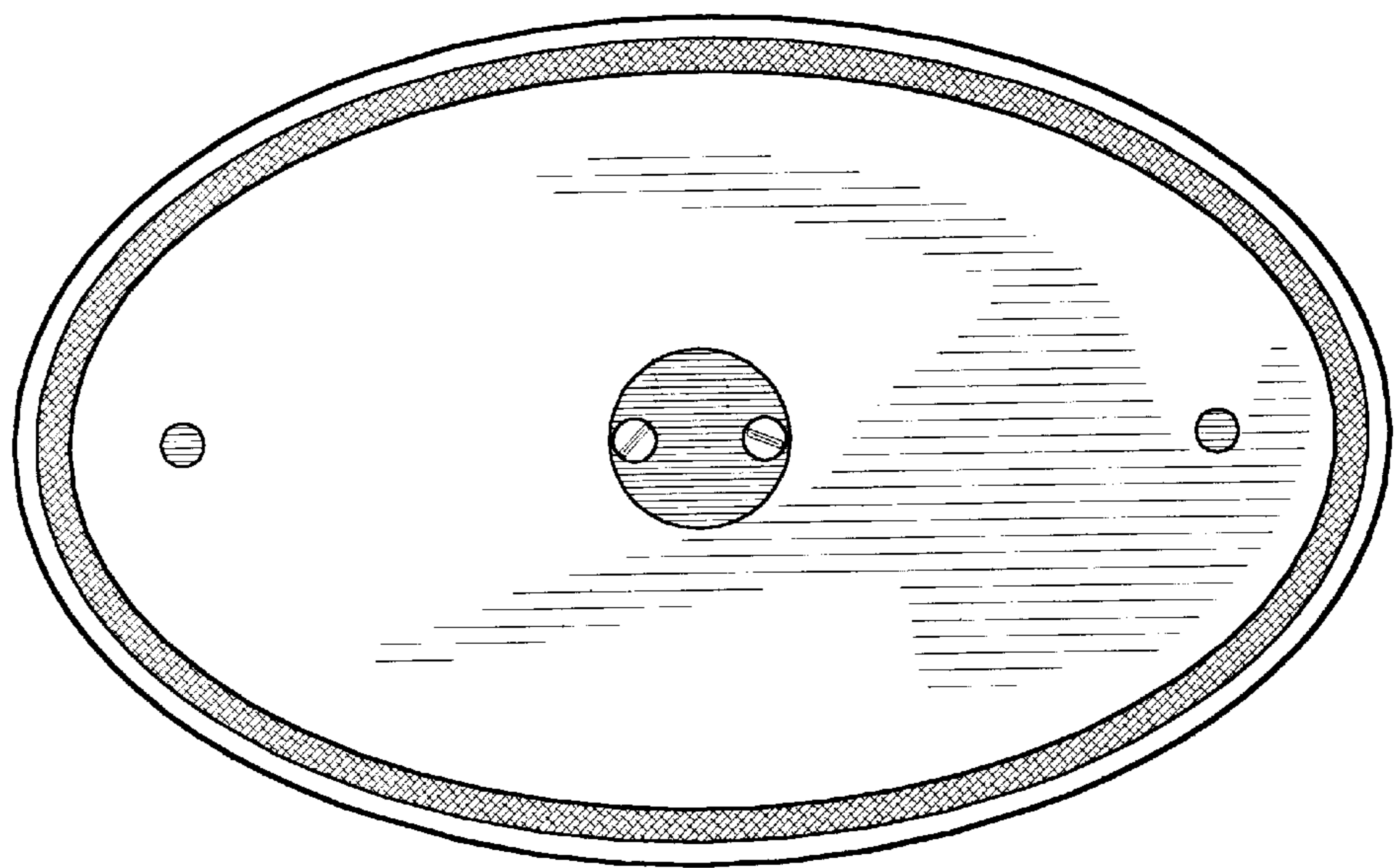
The broken lines showing numbers in FIG. 1 are for illustrative purposes only and form no part of the claimed design.

**1 Claim, 2 Drawing Sheets**

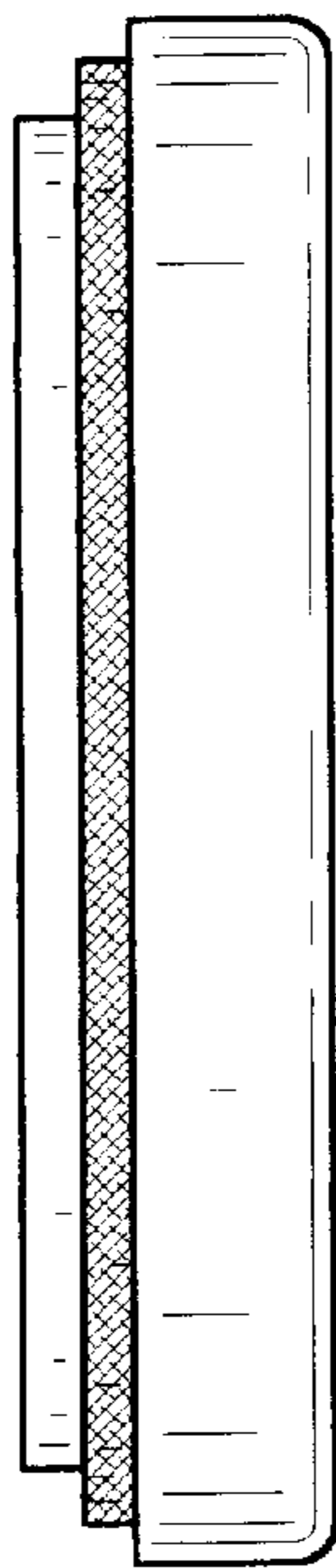




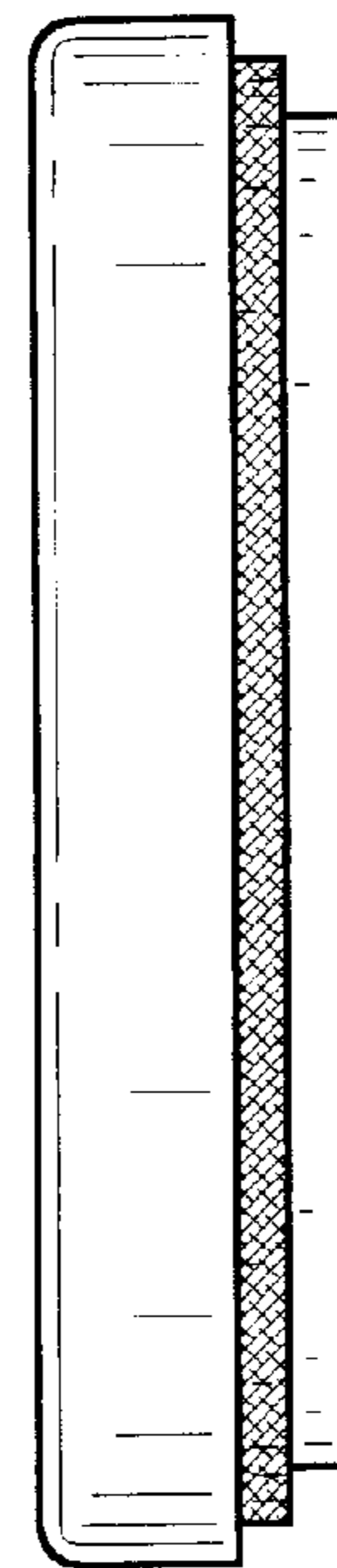
*Fig. 1*



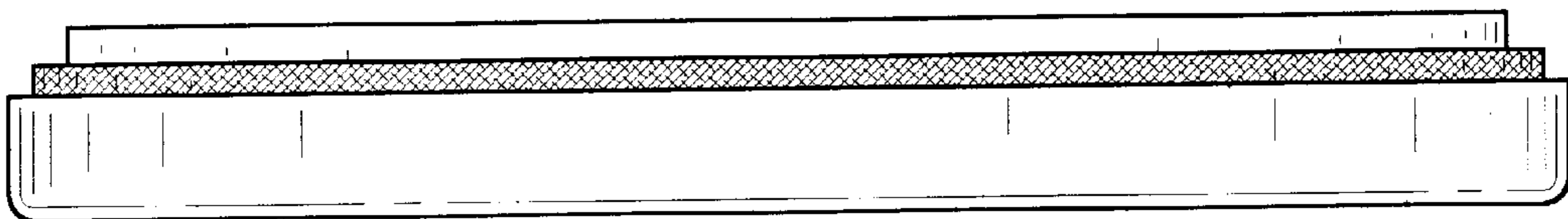
*Fig. 2*




*Fig. 3*



*Fig. 4*



*Fig. 5*



*Fig. 6*