



US00D432155S

United States Patent [19]
Wang

[11] **Patent Number: Des. 432,155**

[45] **Date of Patent: ** Oct. 17, 2000**

[54] **RIM OF GLASSES**

D. 413,348 8/1999 Wang D16/307
D. 413,616 9/1999 Wang D16/307

[76] Inventor: **Wen-Te Wang**, No. 246-1, Kang-Kou,
Kang-Kou Tsun, An-Ting Hsiang,
Tainan Hsien, Taiwan

Primary Examiner—Raphael Barkai
Attorney, Agent, or Firm—Rosenberg, Klein & Lee

[**] Term: **14 Years**

[57] **CLAIM**

[21] Appl. No.: **29/118,134**

The ornamental design for rim of glasses, as shown and described.

[22] Filed: **Feb. 7, 2000**

DESCRIPTION

[51] **LOC (7) Cl.** **16-06**

[52] **U.S. Cl.** **D16/307**

[58] **Field of Search** D16/101, 300–330,
D16/900; D21/659–661, 597–603, 650,
656, 657; 351/41, 44, 51, 52, 158; 446/97,
268, 371

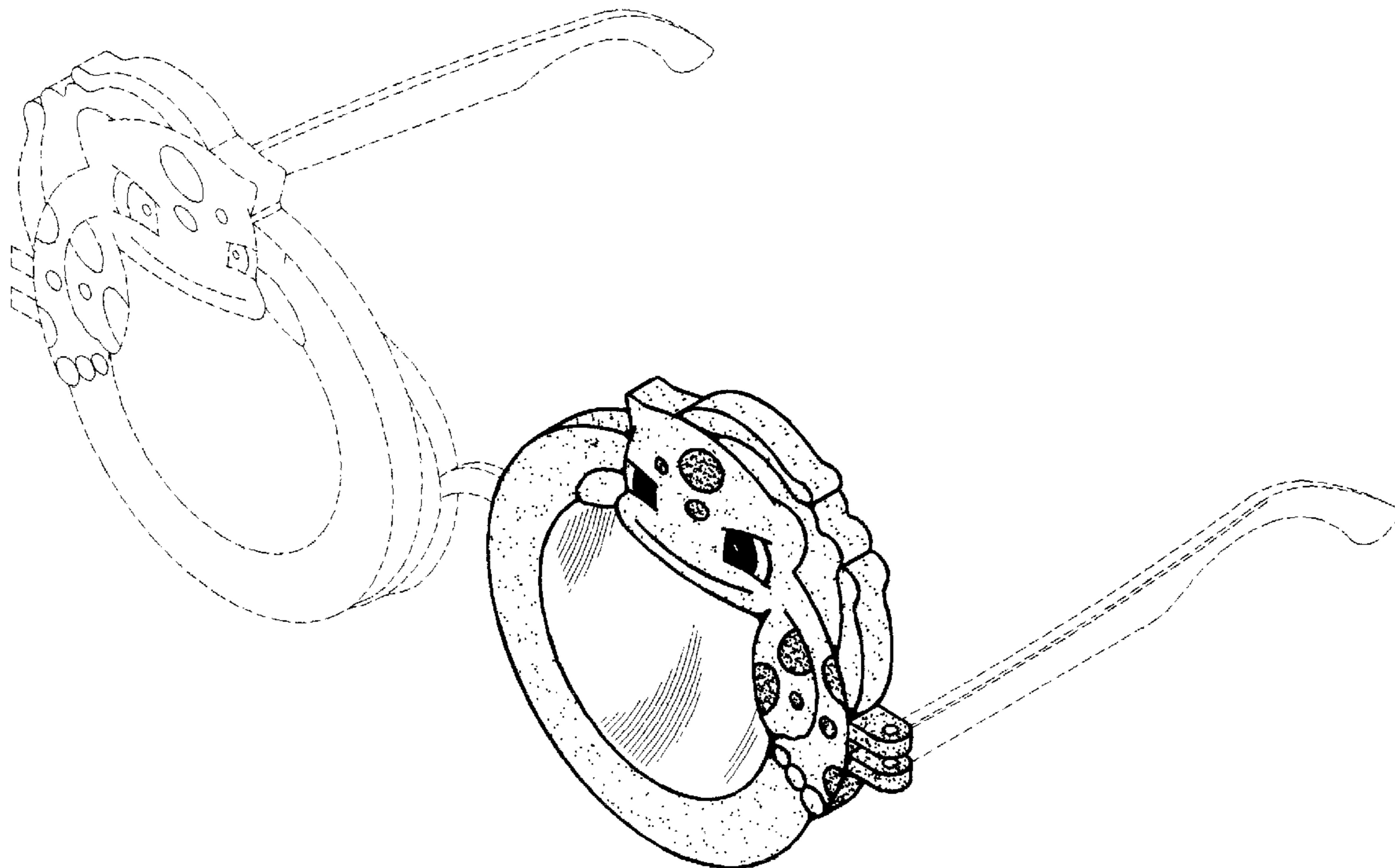
FIG. 1 is a perspective view of rim of glasses showing my new design;
FIG. 2 is a front elevation view thereof;
FIG. 3 is a rear elevation view thereof;
FIG. 4 is a left side elevation view thereof;
FIG. 5 is a right side elevation view thereof;
FIG. 6 is a top plan view thereof;
FIG. 7 is an underneath plan view thereof; and,
FIG. 8 is a perspective view thereof, the broken lines shown are for illustrative purposes only and form no part of the claimed design.

[56] **References Cited**

U.S. PATENT DOCUMENTS

D. 154,129 6/1949 Leaf D21/603
D. 321,539 11/1991 Brady D21/650
D. 395,932 7/1998 McIntosh D21/650
D. 408,196 4/1999 Bear D21/650

1 Claim, 3 Drawing Sheets



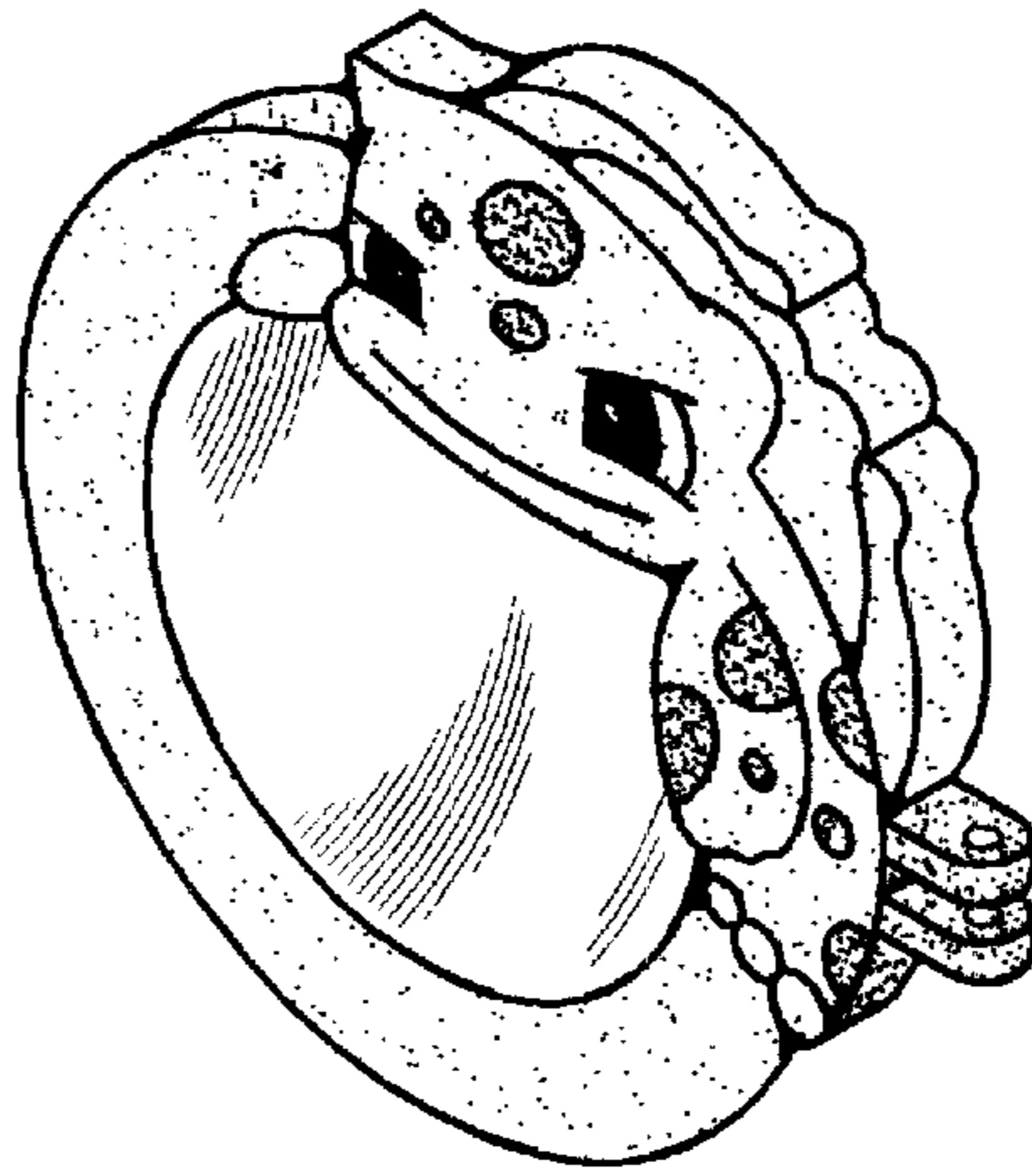


FIG. 1




FIG. 2

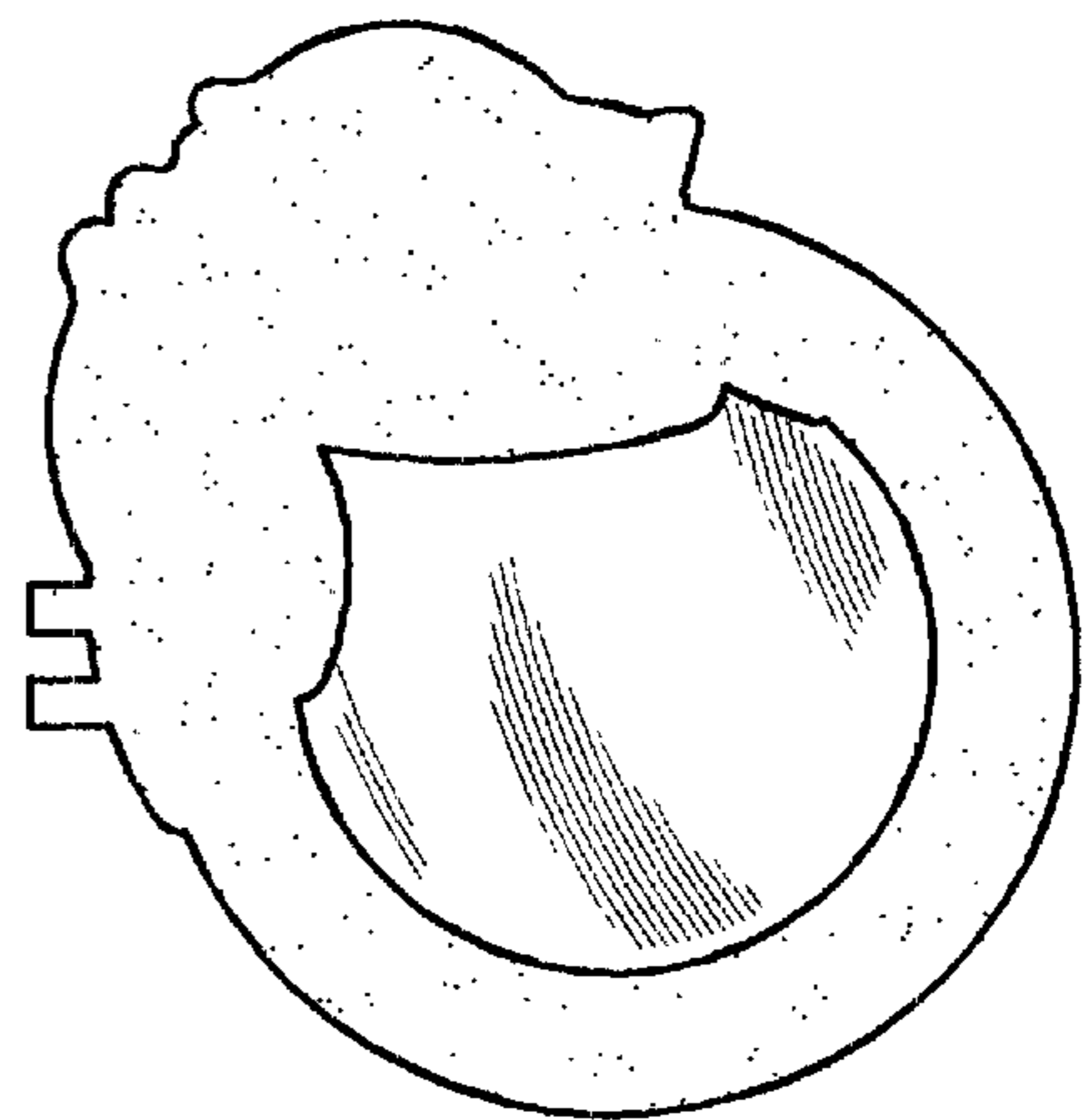


FIG. 3



FIG. 4



FIG. 5



FIG. 6



FIG. 7

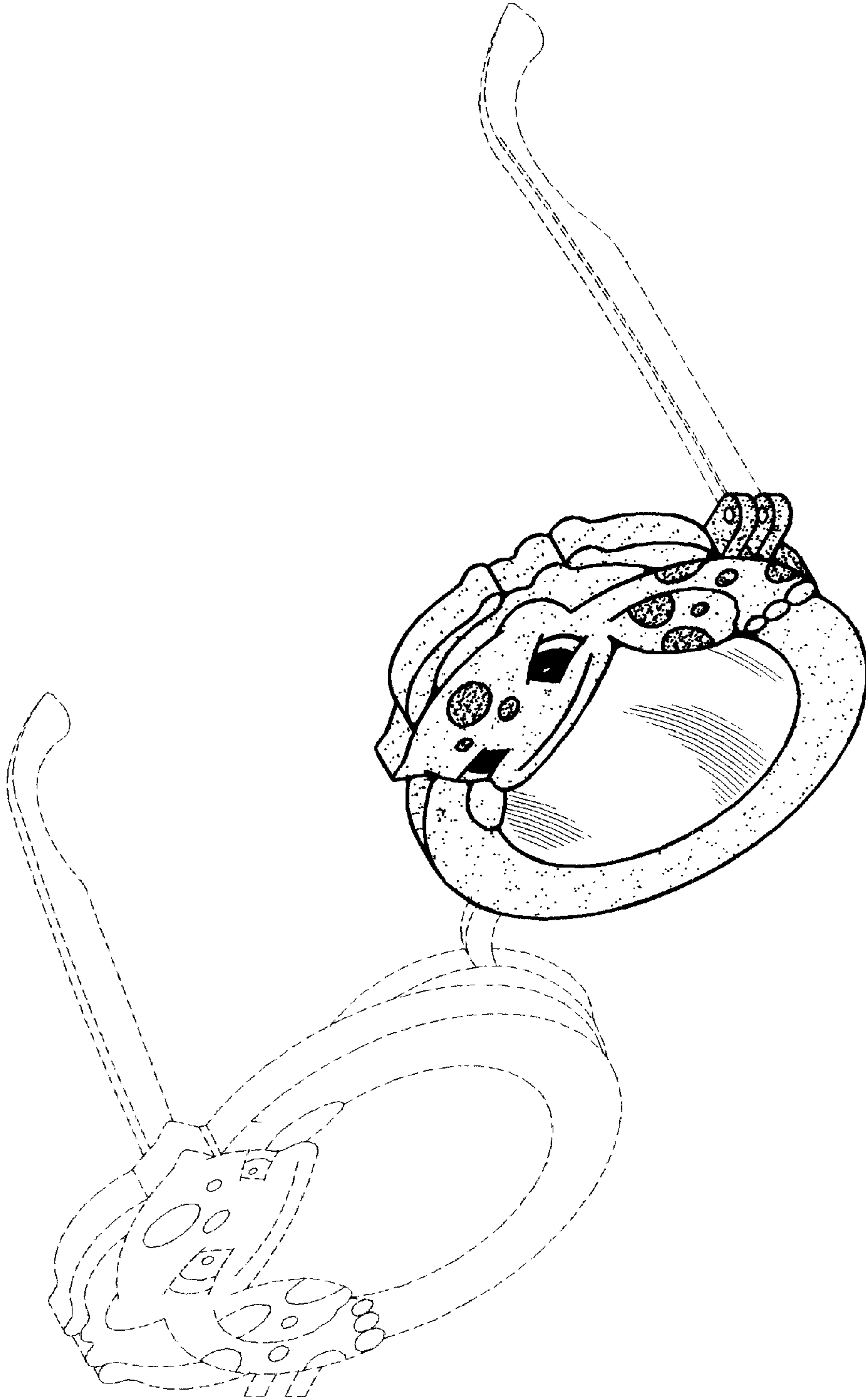


FIG. 8