



US00D432143S

United States Patent [19]

Olson et al.

[11] Patent Number: Des. 432,143

[45] Date of Patent: ** Oct. 17, 2000

[54] COMBINE RIGHT SIDE PANEL UNIT

D. 399,851 10/1998 Stauffer et al. D15/10

[75] Inventors: Jay Harold Olson, Moline, Ill.; Bengt Ake Nestell, Pottstown, Pa.

Primary Examiner—B. J. Bullock

[73] Assignee: Deere & Company, Moline, Ill.

[57] CLAIM

[**] Term: 14 Years

The ornamental design for a combine right side panel unit, as shown and described.

[21] Appl. No.: 29/109,172

DESCRIPTION

[22] Filed: Aug. 11, 1999

FIG. 1 is a side view of a combine right side panel unit showing our new design, the broken lines showing of the vehicle and ground line being for illustrative purposes only, and forms no part of the claimed design.

[51] LOC (7) Cl. 15-03

[52] U.S. Cl. D15/10; D15/28

FIG. 2 is an enlarged top view of the combine right side panel unit design of FIG. 1.

[58] Field of Search D15/10, 12, 14-18, D15/27, 28, 33, 23, 25, 26; 56/122-5, 14.5, 14.6; 296/2, 191, 193.7; D12/196, 218, 1

FIG. 3 is a side view of the combine right side panel unit of FIG. 2.

FIG. 4 is a bottom view of the combine right side panel unit of FIG. 2.

[56] References Cited

U.S. PATENT DOCUMENTS

- D. 221,573 8/1971 Ashton .
- D. 256,801 9/1980 Skyer et al. D15/23
- D. 309,738 8/1990 Schober et al. D15/26

FIG. 5 is a front view of the combine right side panel unit of FIG. 2; and,

FIG. 6 is a rear view of the combine right side panel unit of FIG. 2.

1 Claim, 3 Drawing Sheets




Fig. 1

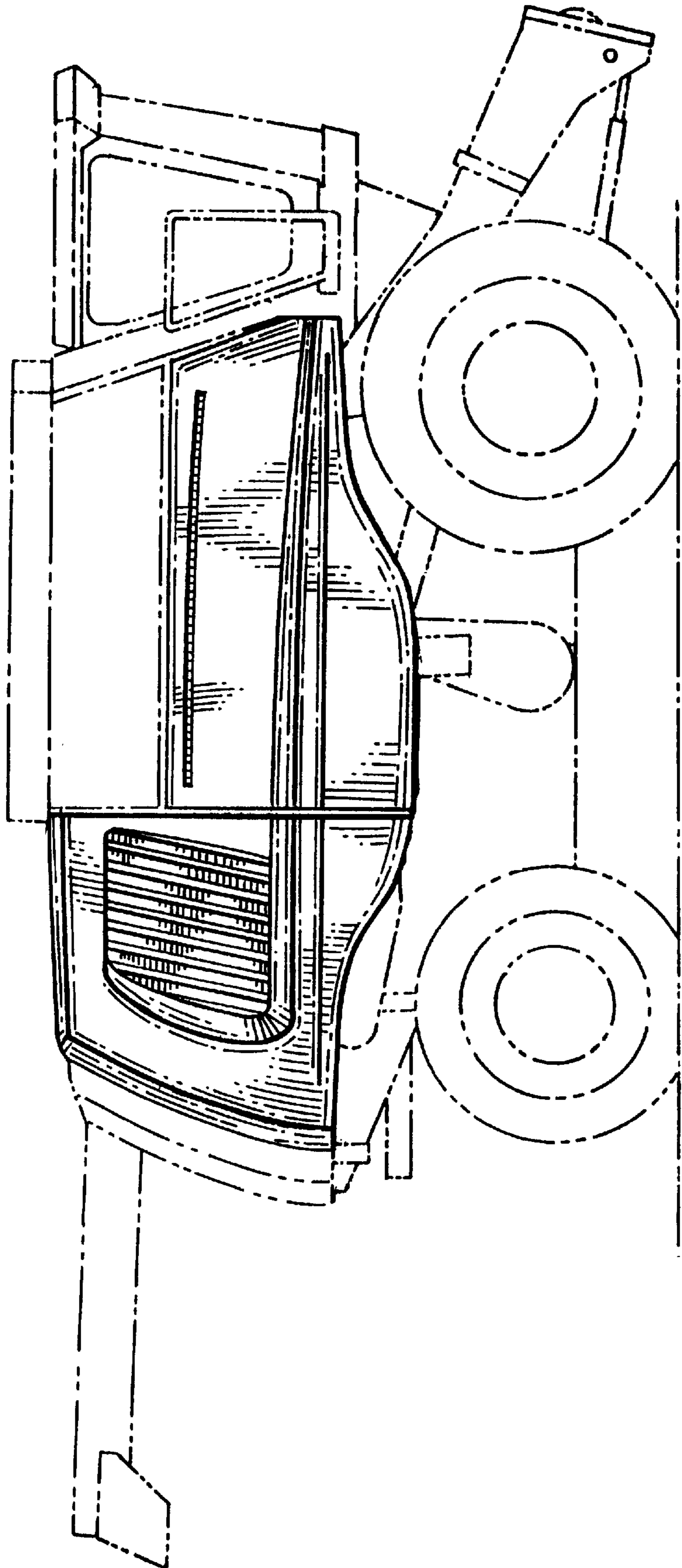




Fig. 2

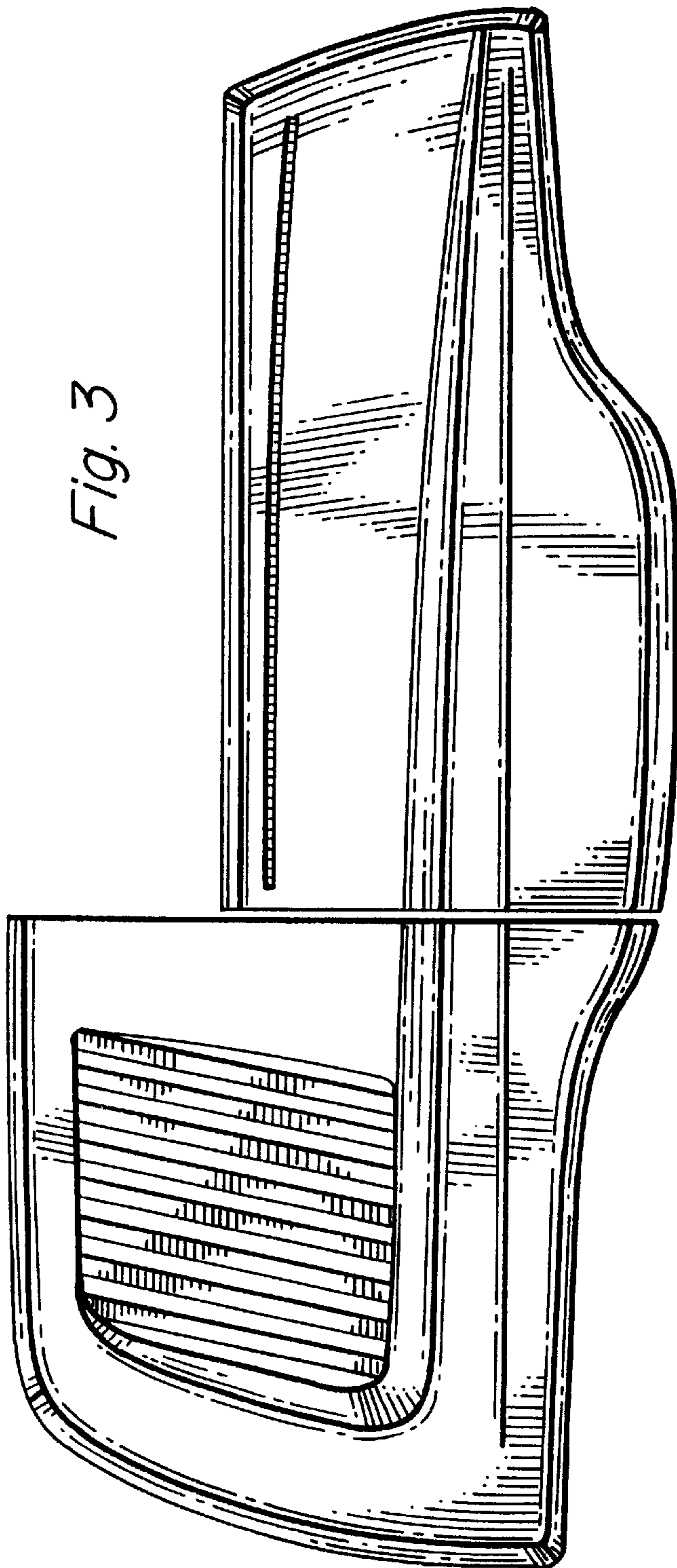


Fig. 3



Fig. 4

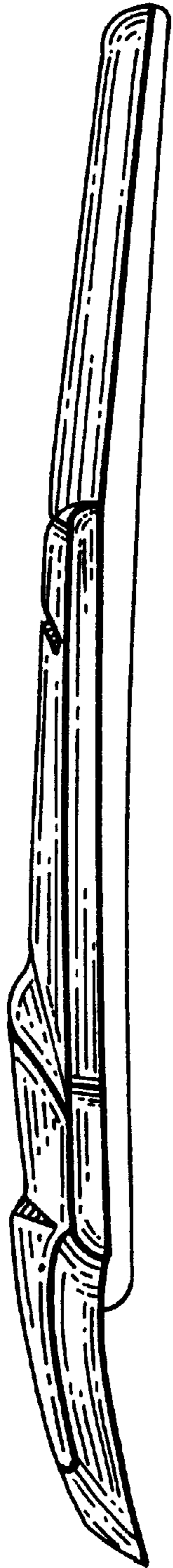


Fig. 5




Fig. 6