



US00D432141S

# United States Patent [19]

[11] **Patent Number: Des. 432,141**

**Wilson et al.**

[45] **Date of Patent: \*\* \*Oct. 17, 2000**

[54] **FUEL DISPENSER INTERFACE**

D. 417,226 11/1999 Wilson et al. .... D15/9.2

[75] Inventors: **Amy Wilson**, Greensboro; **Paul Miller**, Winston Salem, both of N.C.; **Cheryl Felix**, Bedford, Mass.

### OTHER PUBLICATIONS

“BP Apollo—NZ Trial Site Review” (Aug. 14, 1998).  
“Loyalty Builders”. Schlumberger brochure.  
“V390” (1994).  
“V390U” (1994).  
“Customer Interface Terminal”.  
“Horizon 2000 Series Dispenser”.  
“The Premier Series H422B: With Insight” (Aug. 1997).  
“Dispensers”.  
“Multidispenser Advantage”.  
“Universal Univision” by Universal Epsco, Inc. (1995).  
“Centurion—A Sophisticated and Reliable Dispenser” by Schlumberger Electronics Transaction (1997).

[73] Assignee: **Marconi Commerce Systems Inc.**, Greensboro, N.C.

[\*] Notice: This patent is subject to a terminal disclaimer.

[\*\*] Term: **14 Years**

*Primary Examiner*—Ralf Seifert  
*Attorney, Agent, or Firm*—Coats & Bennett, P.L.L.C.

[21] Appl. No.: **29/104,778**

[22] Filed: **May 12, 1999**

[51] **LOC (7) Cl.** ..... **15-02**

[52] **U.S. Cl.** ..... **D15/9.1**

[58] **Field of Search** ..... D15/9.1, 9.2; 222/25, 222/27, 71, 74, 75, 383.1; 137/234.6; 364/528.17; D25/56; D14/105; D99/43

### [57] CLAIM

The ornamental design for a fuel dispenser interface, as shown and described.

### [56] References Cited

### DESCRIPTION

#### U.S. PATENT DOCUMENTS

D. 244,563	5/1977	Taylor et al.	.....	D52/2
D. 262,971	2/1982	Robinson, Jr. et al.	.....	D15/9.2
D. 265,092	6/1982	Robinson, Jr. et al.	.....	D15/9.2
D. 306,719	3/1990	Austin et al.	.....	D14/105
D. 309,144	7/1990	Austin et al.	.....	D15/9.2
D. 316,471	4/1991	Austin et al.	.....	D99/43
D. 414,501	10/1999	Wilson et al.	.....	D15/9.2
D. 414,781	10/1999	Wilson et al.	.....	D15/9.2
D. 414,782	10/1999	McSpadden et al.	.....	D15/9.2
D. 415,168	10/1999	Wilson et al.	.....	D15/9.2
D. 415,169	10/1999	Wilson et al.	.....	D15/9.2
D. 415,170	10/1999	Wilson et al.	.....	D15/9.2
D. 415,171	10/1999	Wilson et al.	.....	D15/9.2
D. 415,172	10/1999	Wilson et al.	.....	D15/9.2
D. 416,916	11/1999	Wilson et al.	.....	D15/9.2

FIG. 1 is a top, front, and left side perspective view of a fuel dispenser interface showing our new design;

FIG. 2 is a rear elevational view; and,

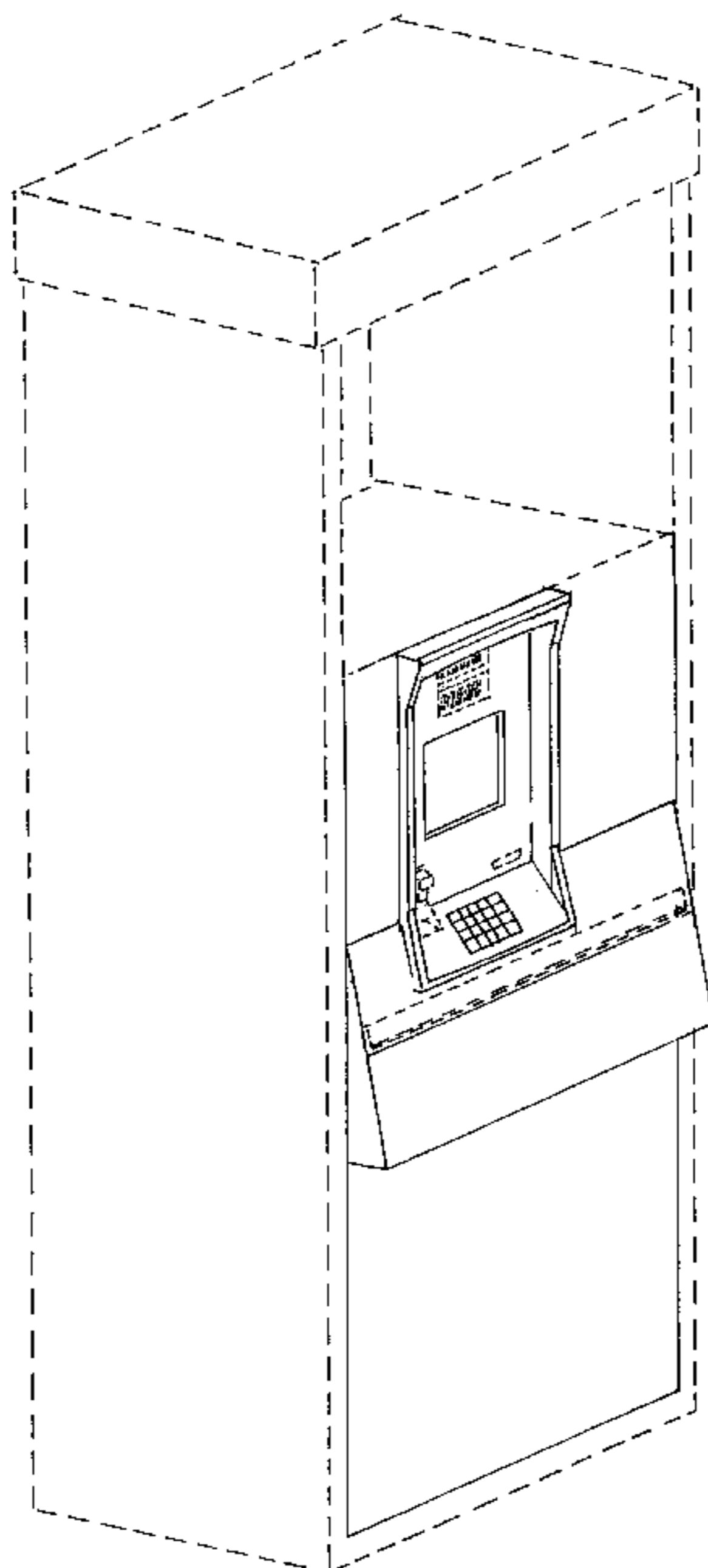
FIG. 3 is a side elevational view.

The bottom, top and rear elevation views of the design are not shown and would not depict any aspect of the invention not already shown in the Figures.

Our new design comprises, essentially, an interface for fuel dispensers. The broken-line disclosure of a fuel dispenser and portions thereof in the views is for environmental purposes only and forms no part of the claimed design.

The bottom and top views of the design are not shown and would not depict any aspect of the invention not already shown in the figures.

**1 Claim, 2 Drawing Sheets**



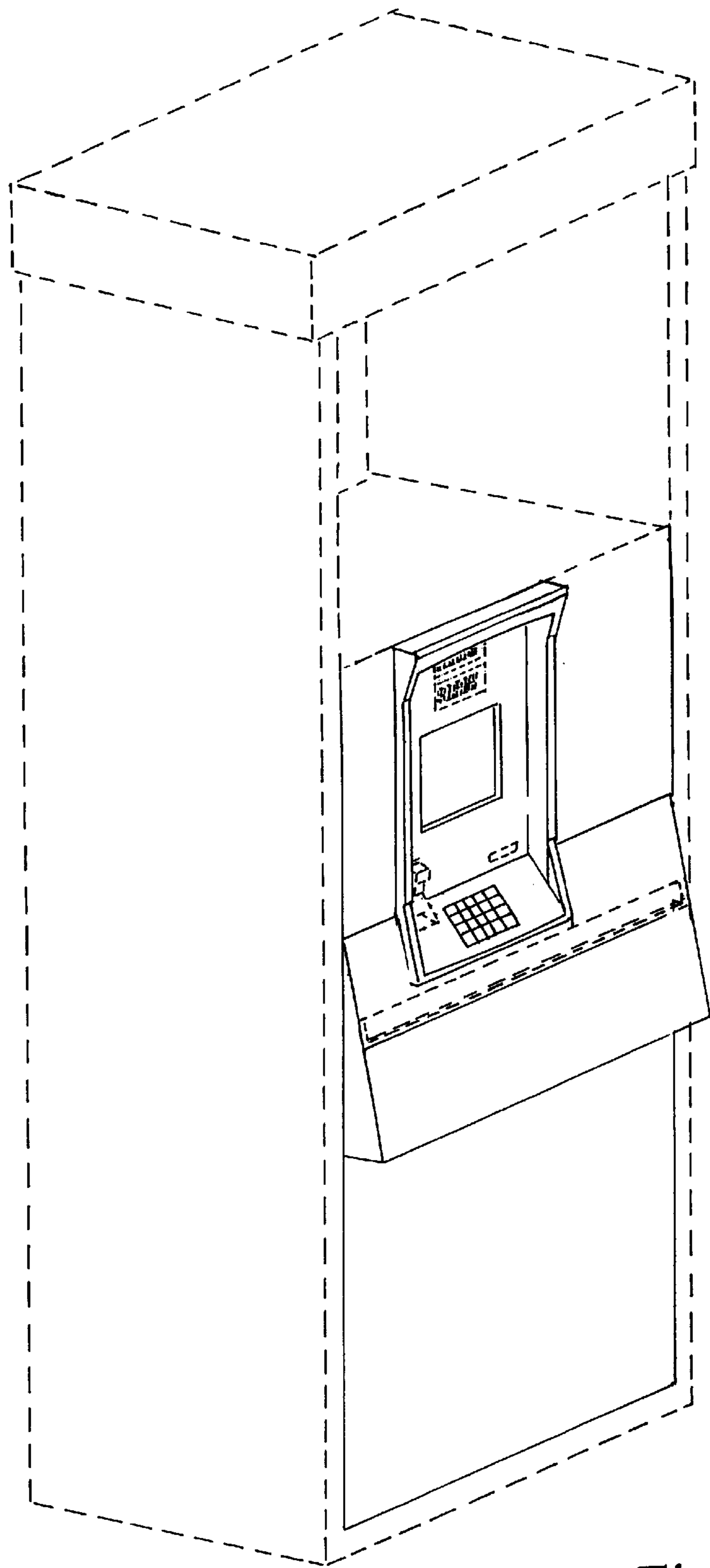


FIG. 1

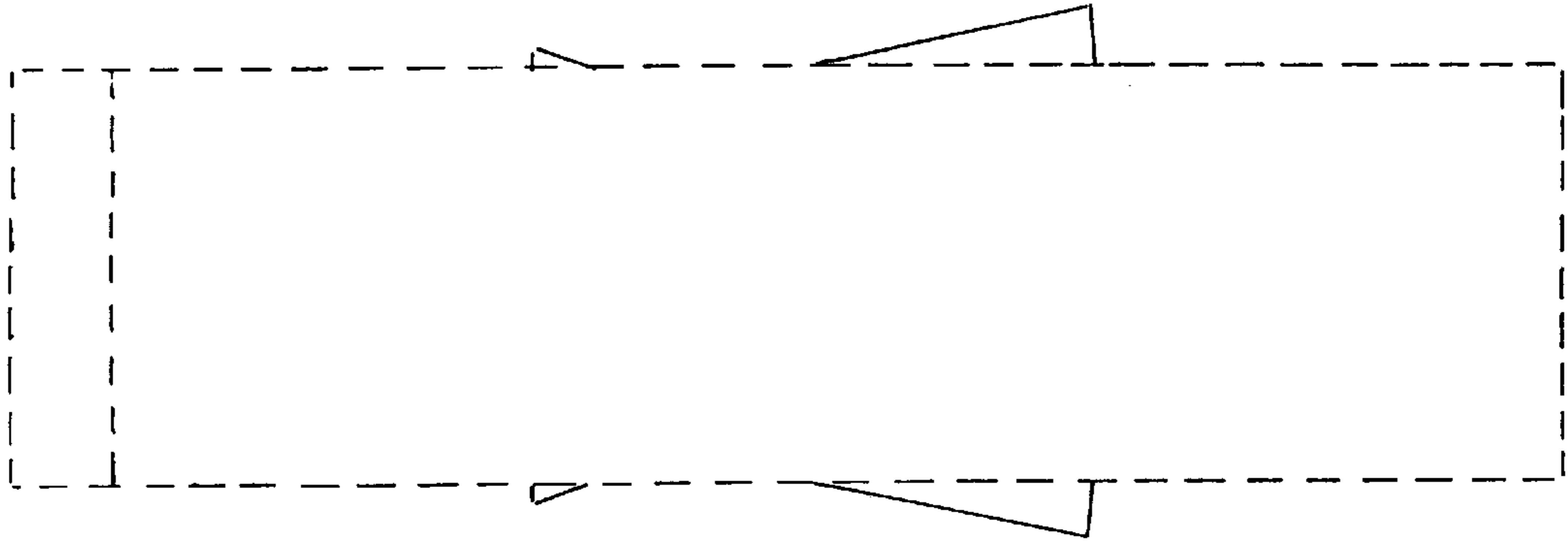


FIG. 3

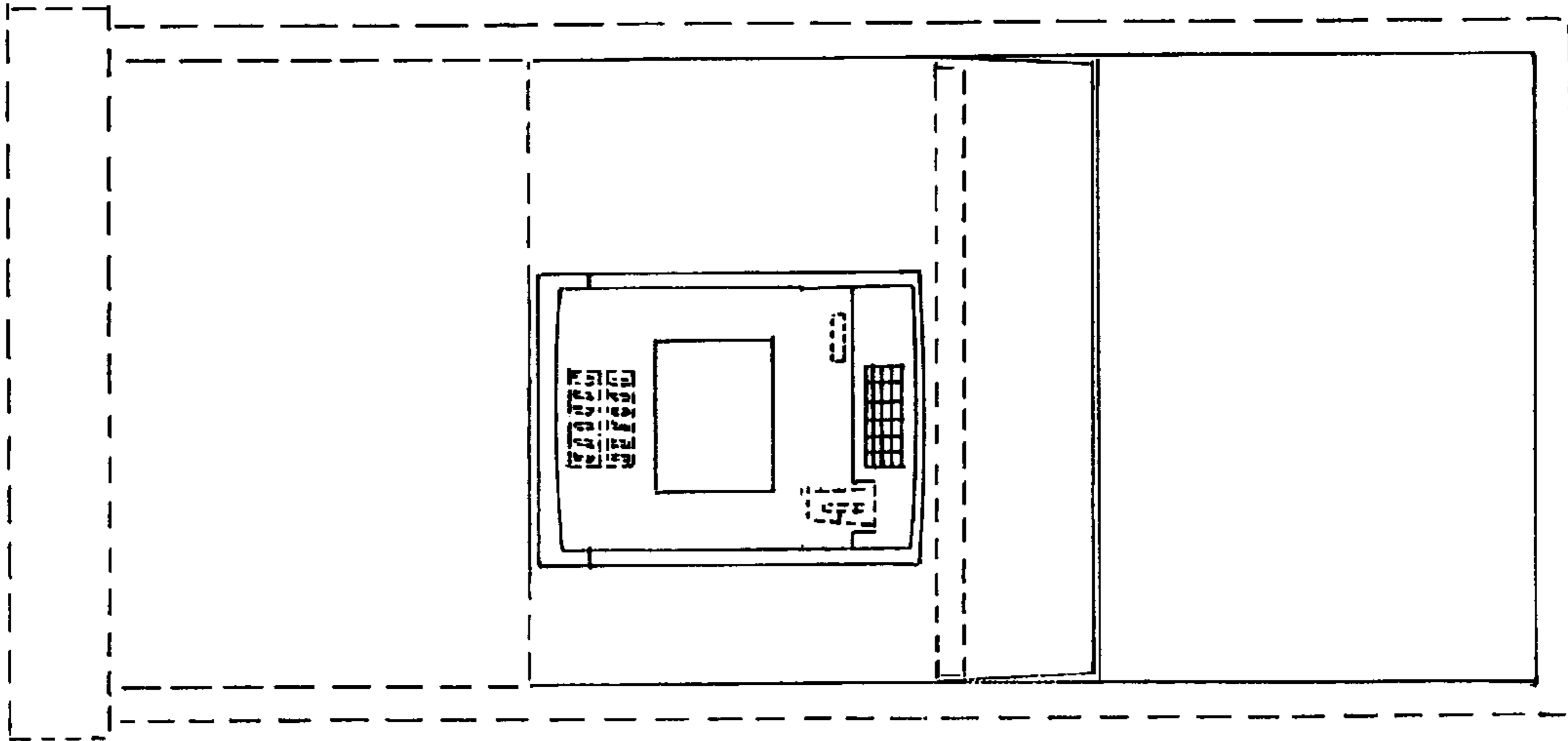


FIG. 2