



US00D432137S

United States Patent [19]

Holtzman et al.

[11] **Patent Number: Des. 432,137**

[45] **Date of Patent: ** Oct. 17, 2000**

[54] **MOUSE PAD**

[75] Inventors: **Henry N. Holtzman**, West Roxbury;
Patricia S. Robertson, Lexington;
Daniel W. Nachbar, Amherst; **David M. Kroll**, Westfield, all of Mass.

[73] Assignee: **Presto Technologies, Inc.**, Cambridge, Mass.

[**] Term: **14 Years**

[21] Appl. No.: **29/102,760**

[22] Filed: **Mar. 31, 1999**

[51] **LOC (7) Cl.** **14-02**

[52] **U.S. Cl.** **D14/458**

[58] **Field of Search** D14/458, 459;
D20/22; D6/582-94; 248/118.1, 346.01;
400/689-93, 715; 428/85, 90, 95, 318.6,
319.3; 345/156-67

[56] **References Cited**

U.S. PATENT DOCUMENTS

D. 361,326 8/1995 Schriener D14/459

D. 365,342 12/1995 Evenson et al. D14/458
D. 376,177 12/1996 Springer D14/458
D. 376,791 12/1996 Schreiner D14/458
D. 405,771 2/1999 Nachinson et al. D14/458
D. 409,588 5/1999 Dumont D14/459

Primary Examiner—M. H. Tung

Attorney, Agent, or Firm—Testa, Hurwitz & Thibault, LLP

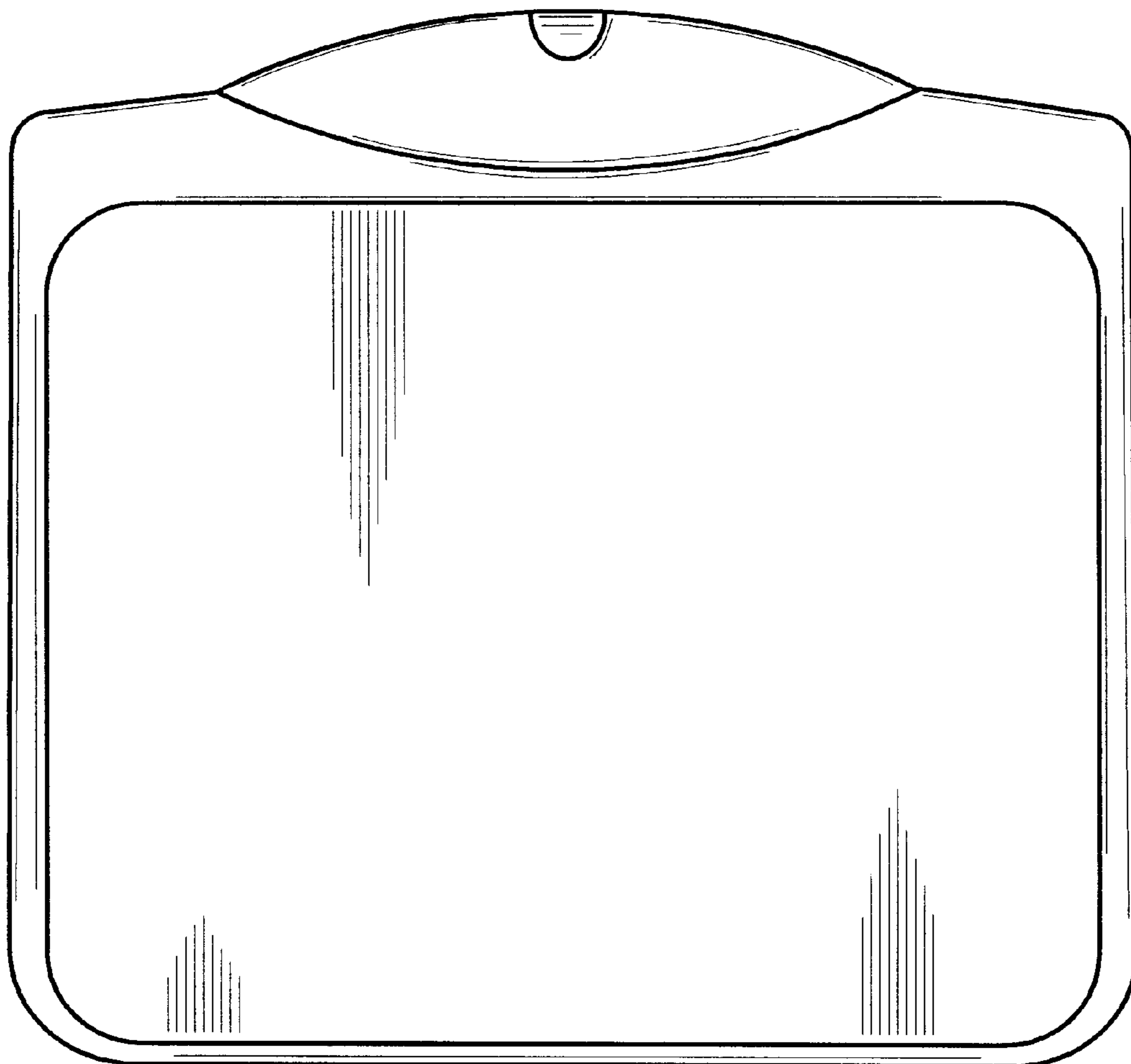
[57] **CLAIM**

The ornamental design for a mouse pad, as shown and described.

DESCRIPTION

FIG. 1 is a top plan view of a mouse pad showing our new design;
FIG. 2 is a side view thereof, the opposite side is a mirror image;
FIG. 3 is a front view thereof;
FIG. 4 is a bottom plan view thereof;
FIG. 5 is a back view thereof; and,
FIG. 6 is a perspective view thereof.

1 Claim, 2 Drawing Sheets



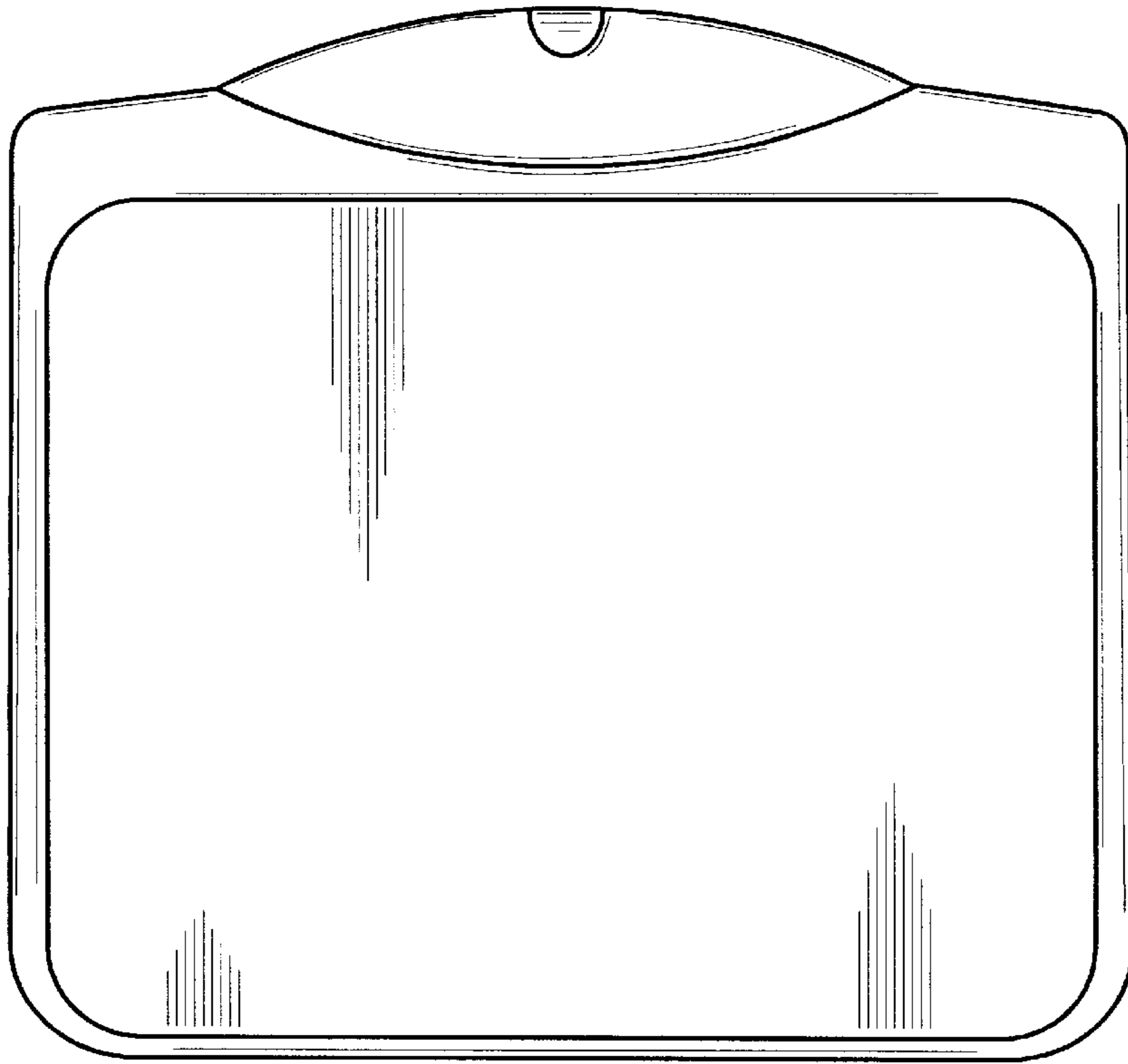


FIG. 1

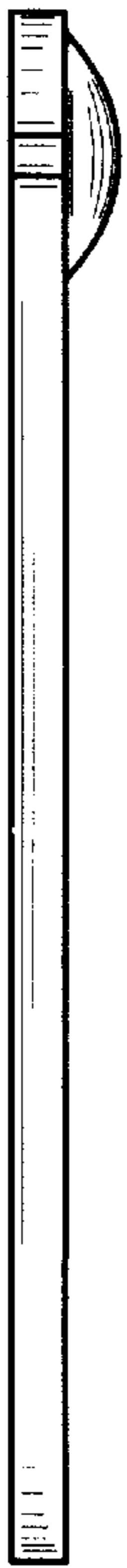


FIG. 2



FIG. 3



FIG. 5

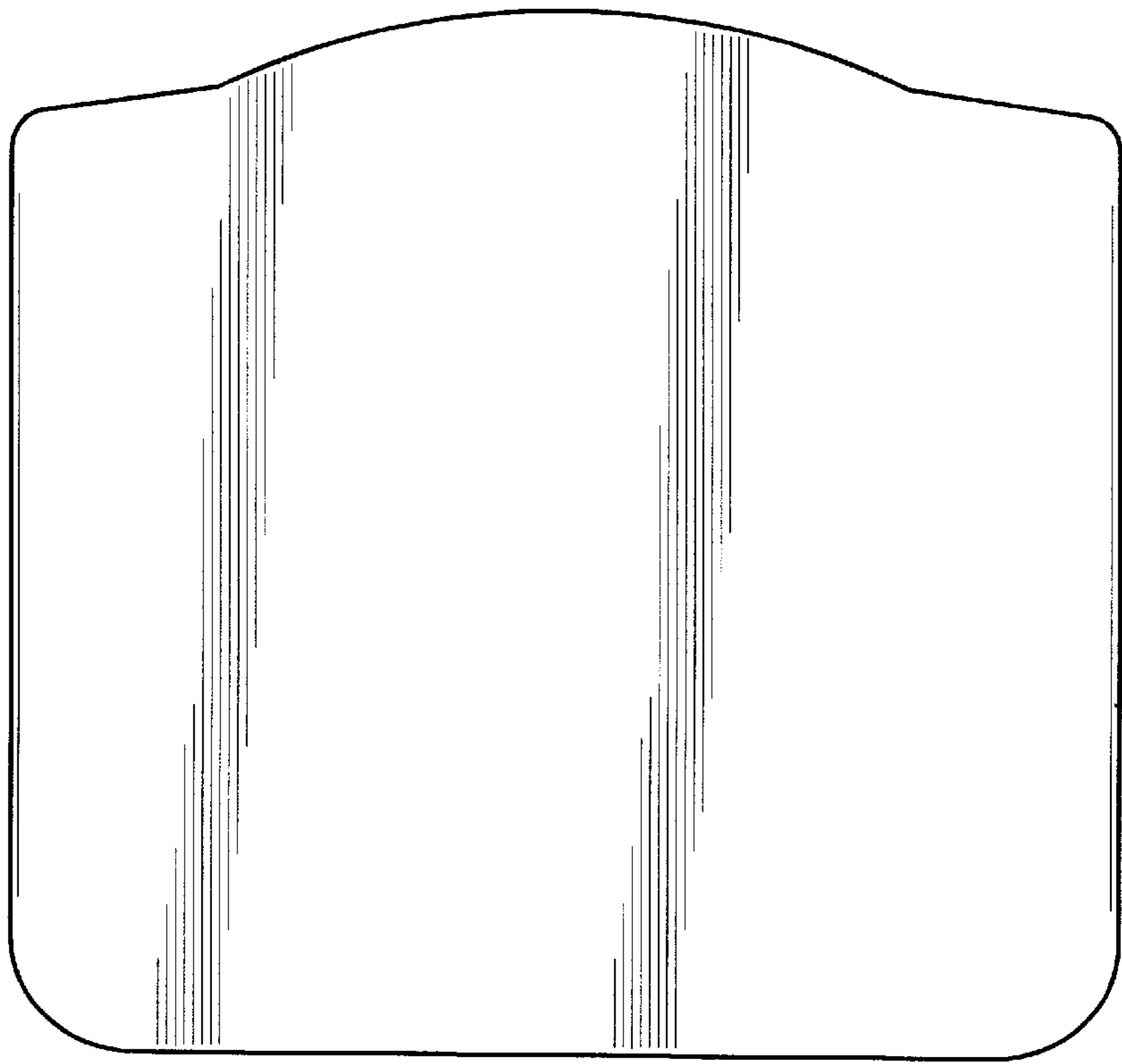


FIG. 4




FIG. 6