

US00D432120S

United States Patent [19]

Jennison et al.

[11] Patent Number: **Des. 432,120**

[45] Date of Patent: **** Oct. 17, 2000**

- [54] **TELECOMMUNICATIONS CIRCUITRY CONNECTION DEVICE**
- [75] Inventors: **Thomas A. Jennison**, Pittsburgh;
Michael T. Jennison, Cranberry Township, both of Pa.
- [73] Assignee: **Jennison Greyfox Systems, Inc.**
- [**] Term: **14 Years**
- [21] Appl. No.: **29/093,506**
- [22] Filed: **Sep. 11, 1998**
- [51] **LOC (7) Cl.** **14-03**
- [52] **U.S. Cl.** **D14/240; D13/184**
- [58] **Field of Search** 312/265.3; 379/419,
379/420, 440, 399, 412; D14/100, 102,
109, 137, 140, 142, 240, 256; D13/146,
147, 184

- D. 372,700 8/1996 Schauwecker et al. D14/102
- D. 391,232 2/1998 Hartel et al. D13/184
- D. 402,663 12/1998 Fechner D14/240
- 5,292,189 3/1994 Lau et al. 312/265.3
- 5,832,073 11/1998 Hannigan et al. 379/399 X
- 5,978,472 11/1999 Tuvy et al. 379/399

Primary Examiner—Jeffrey Asch
Attorney, Agent, or Firm—Cohen & Grigsby, P.C.

[57] CLAIM

The ornamental design for a telecommunications circuitry connection device, substantially as shown and described.

DESCRIPTION

FIG. 1 is a front view of a telecommunications circuitry connection device showing our new design; FIG. 2 is a front disassembled and exploded view wherein components have been omitted for convenience of illustration and wherein all components shown are common to both the first and second embodiments; and, FIG. 3 is a front view of a second embodiment of that shown in FIG. 1 with a cover and installed circuitry shown in broken lines.


The broken lines shown in FIG. 3 are for illustrative purposes only and form no part of the claimed design. The surfaces or portions of the article not shown in the drawing or described in the specification form no part of the claimed design.

[56] References Cited

U.S. PATENT DOCUMENTS

- D. 173,073 9/1954 Marsh et al. D13/184
- D. 218,609 9/1970 Charles D13/184
- D. 325,902 5/1992 Hudson et al. D13/184
- D. 340,700 10/1993 Shukur et al. D13/184
- D. 345,547 3/1994 Kneale et al. D13/184
- D. 363,916 11/1995 Johnson D14/137
- D. 366,247 1/1996 Mazura et al. D13/184
- D. 367,849 3/1996 Pedinielli et al. D13/184

1 Claim, 3 Drawing Sheets



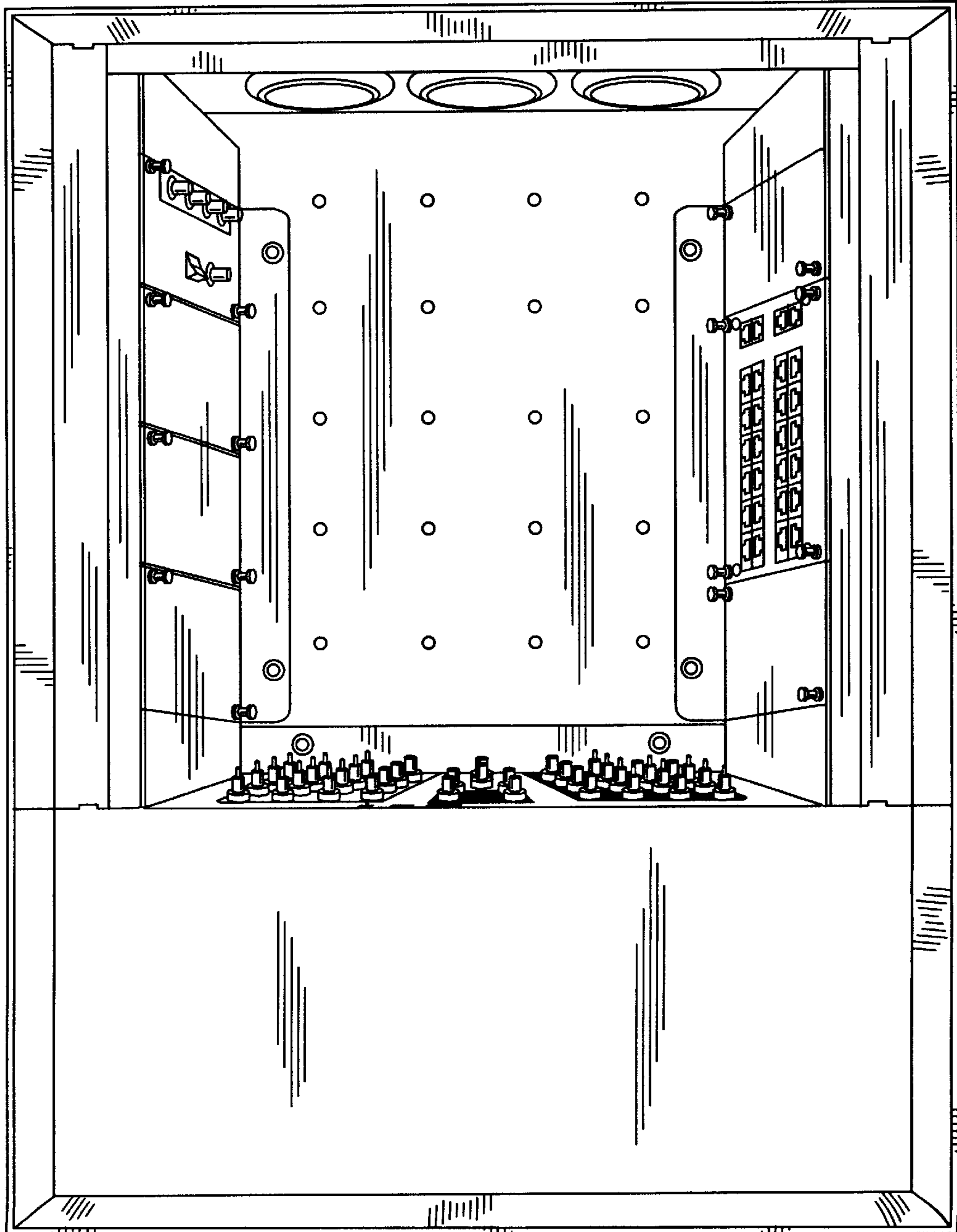


FIGURE 1

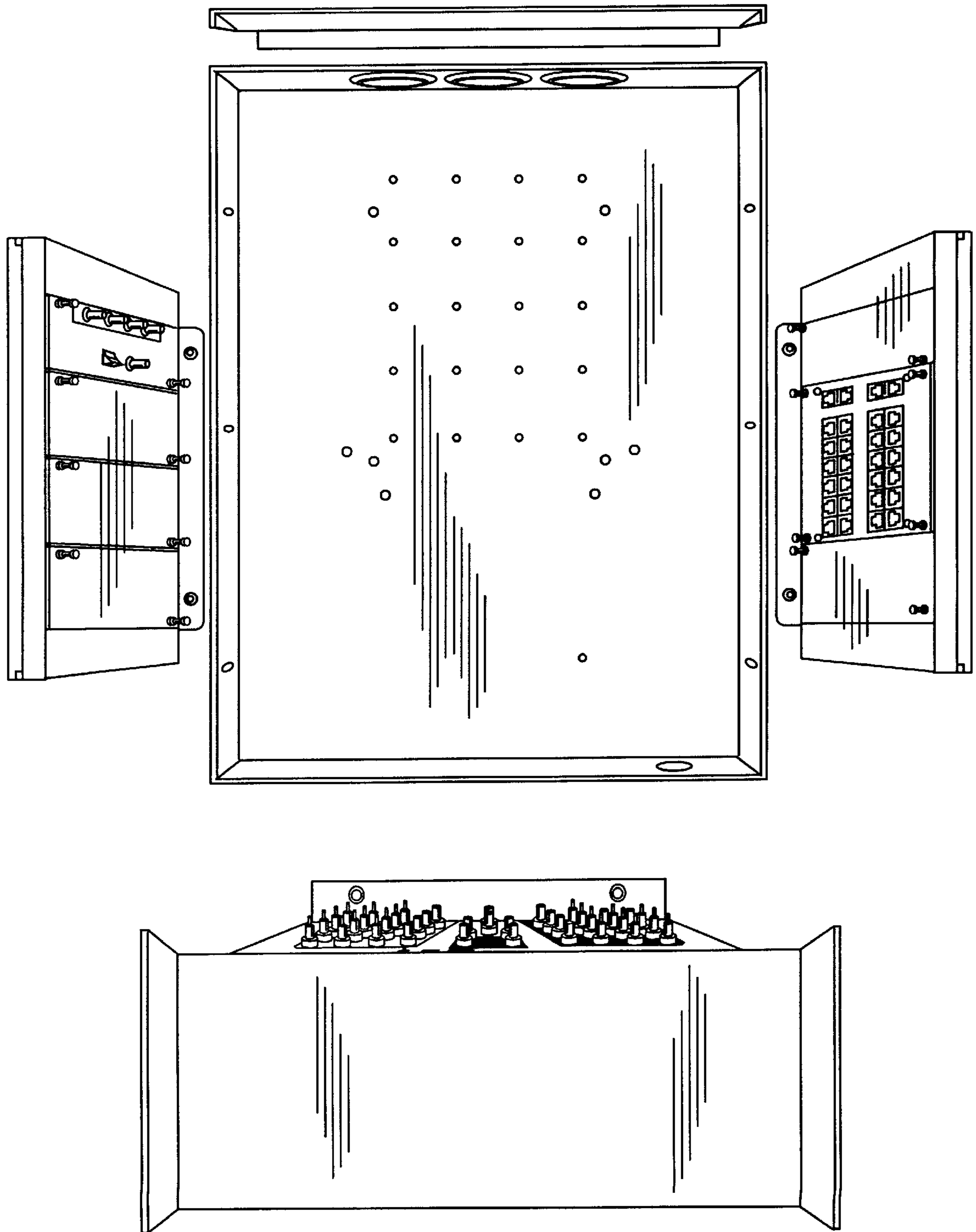


FIGURE 2

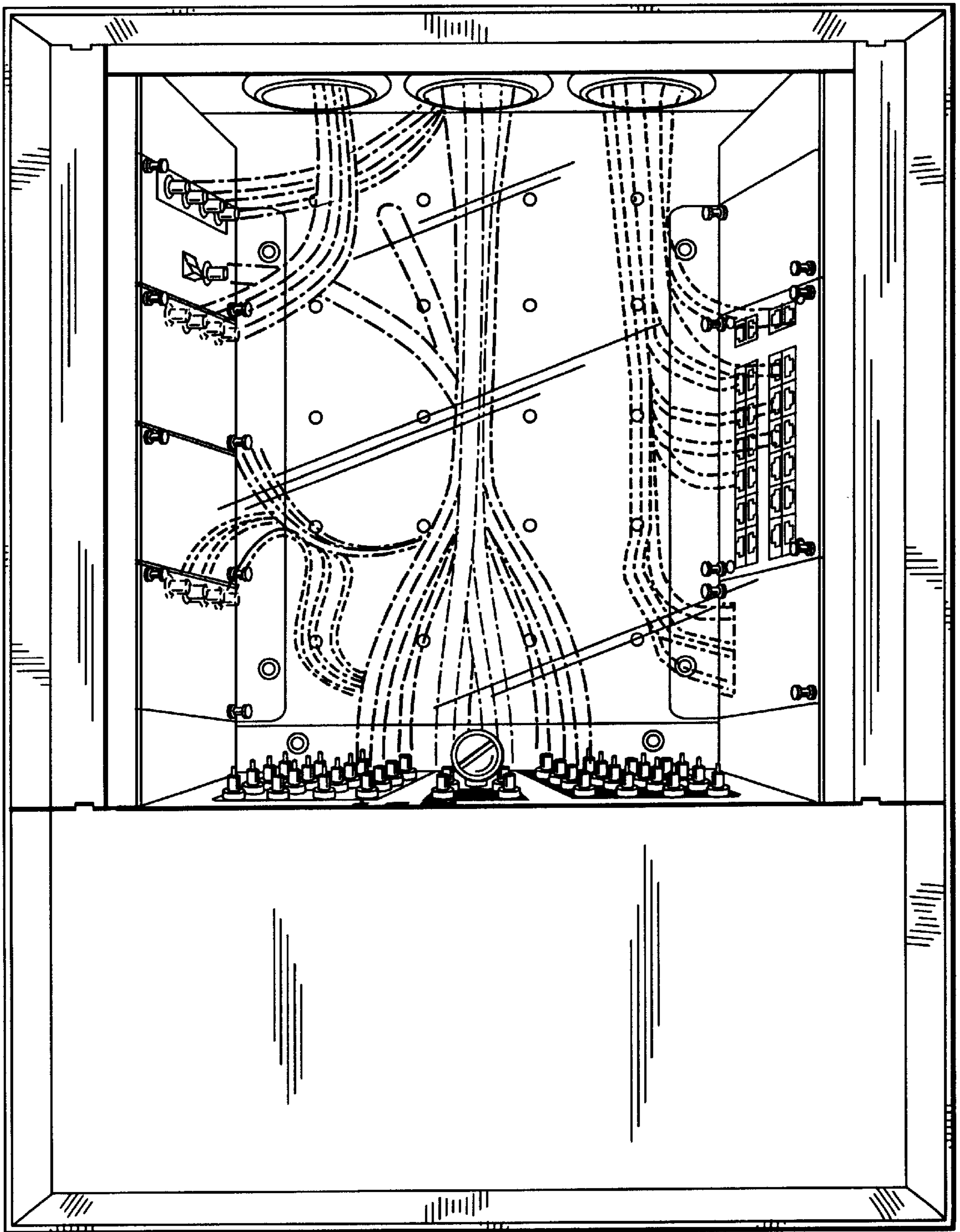


FIGURE 3