



US00D432111S

# United States Patent [19] Takahashi

[11] Patent Number: **Des. 432,111**

[45] Date of Patent: **\*\* Oct. 17, 2000**

[54] **DISC PLAYER**

[75] Inventor: **Hitoshi Takahashi**, Tokyo, Japan

[73] Assignee: **Sony Corporation**, Japan

[\*\*] Term: **14 Years**

[21] Appl. No.: **29/110,428**

[22] Filed: **Sep. 8, 1999**

[51] **LOC (7) Cl.** ..... **14-01**

[52] **U.S. Cl.** ..... **D14/156**

[58] **Field of Search** ..... D14/135, 136,  
D14/156, 157, 160-164, 167-168, 188,  
197-198; 369/75.1, 75.2, 77.1, 77.2

[56] **References Cited**

**U.S. PATENT DOCUMENTS**

- D. 321,191 10/1991 Ito et al. .... D14/136 X
- D. 339,135 9/1993 Ito et al. .... D14/156
- D. 385,275 10/1997 Ito et al. .... D14/156
- D. 387,755 12/1997 Shintani ..... D14/135
- D. 394,655 5/1998 Nitsu ..... D14/156
- D. 409,604 5/1999 Miyazaki ..... D14/156

- D. 410,923 6/1999 Ito et al. .... D14/156
- 4,979,160 12/1990 Araki ..... 369/77.1
- 5,172,360 12/1992 Decoster ..... 369/75.2

**OTHER PUBLICATIONS**

Catalog, "92", p. 4, Sony (Jul. 1999).

*Primary Examiner*—Nanda Bondade  
*Attorney, Agent, or Firm*—Rader, Fishman & Grauer

[57] **CLAIM**

The ornamental design for a disc player, as shown and described.

**DESCRIPTION**

FIG. 1 is a perspective view of a disc player showing my new design;  
 FIG. 2 is a top plan view thereof;  
 FIG. 3 is a front elevational view thereof;  
 FIG. 4 is a right side elevational view thereof;  
 FIG. 5 is a rear elevational view thereof;  
 FIG. 6 is a left side elevational view thereof; and,  
 FIG. 7 is a bottom plan view thereof.

**1 Claim, 5 Drawing Sheets**

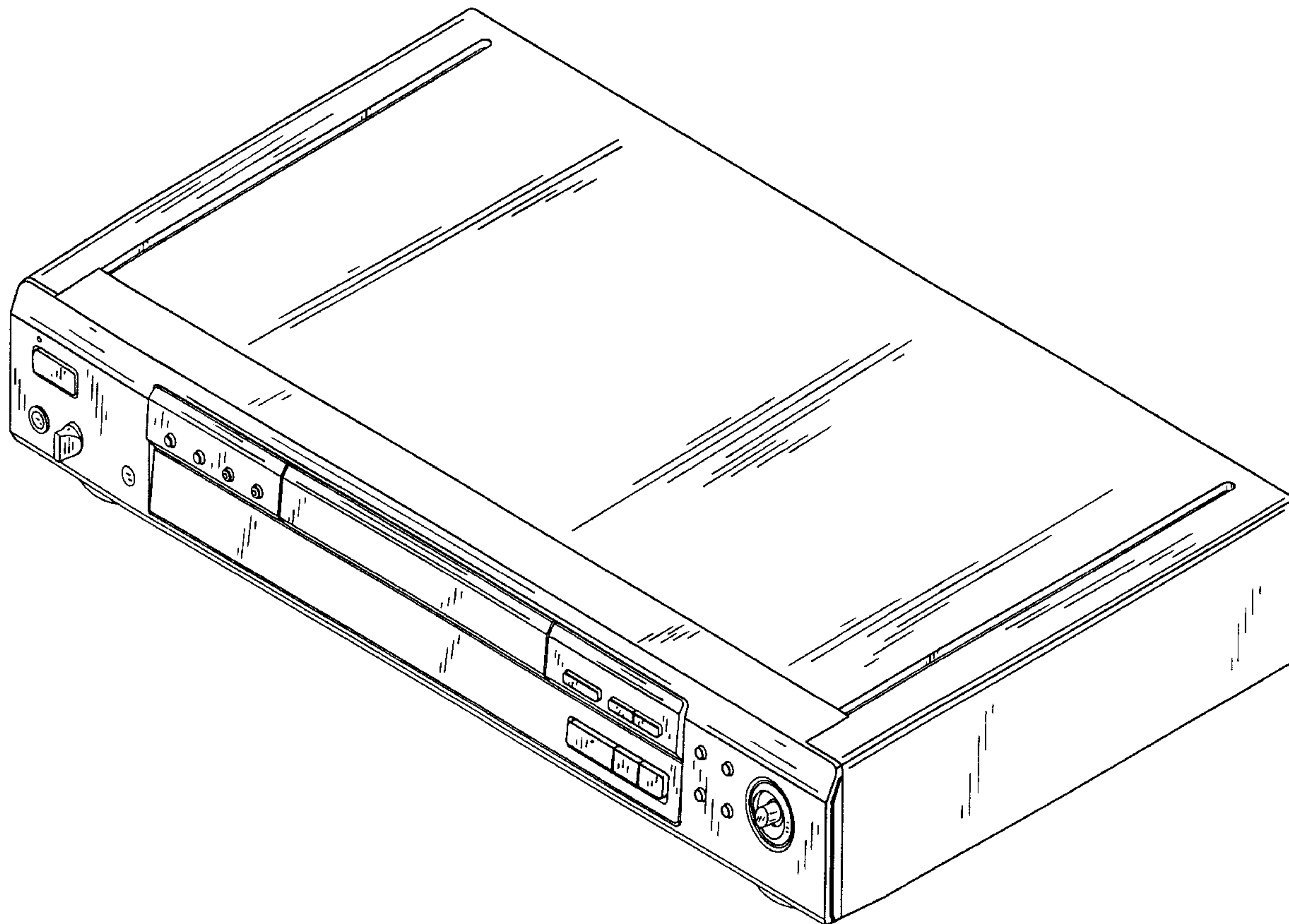


FIG. 1

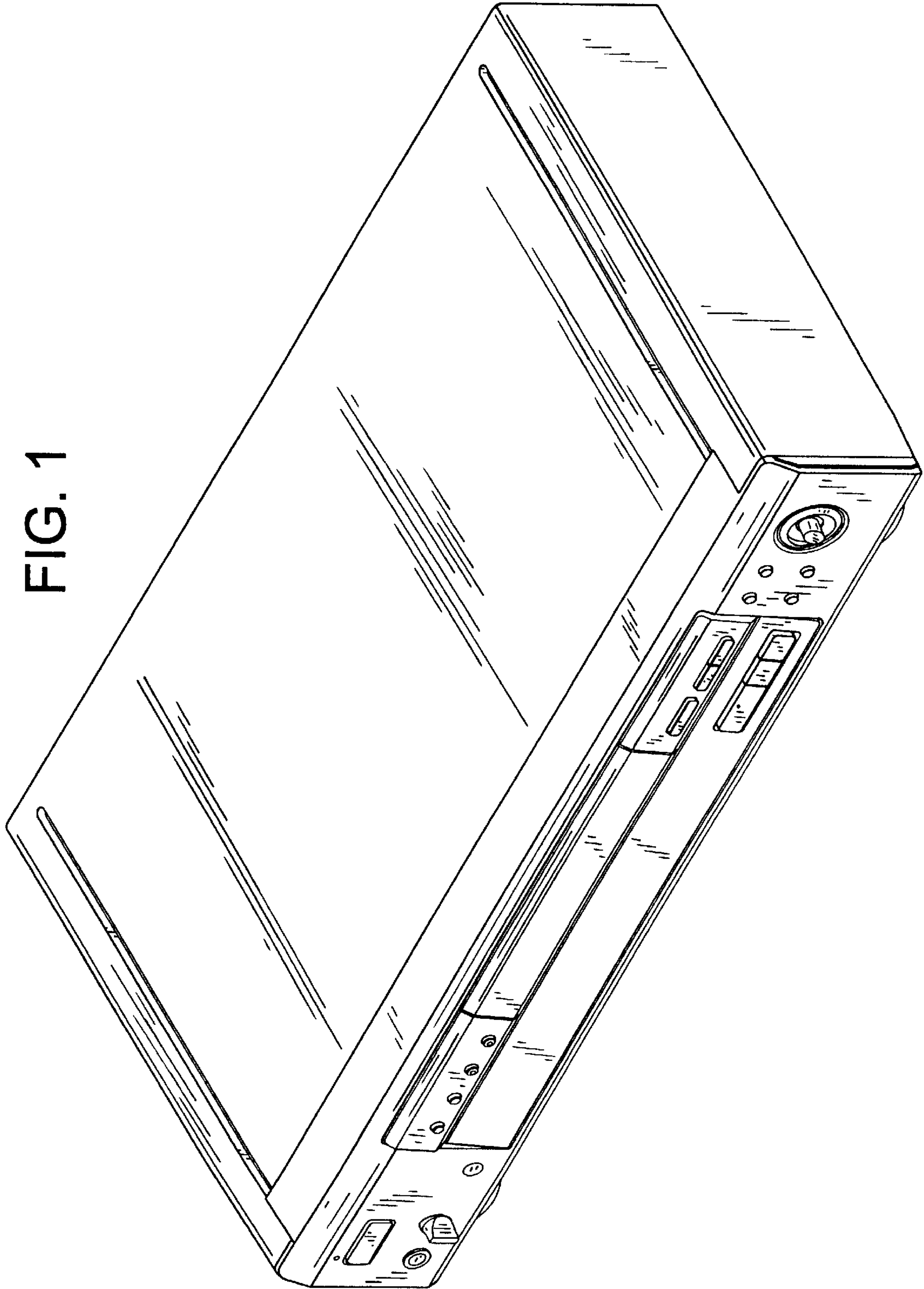


FIG. 2




FIG. 3

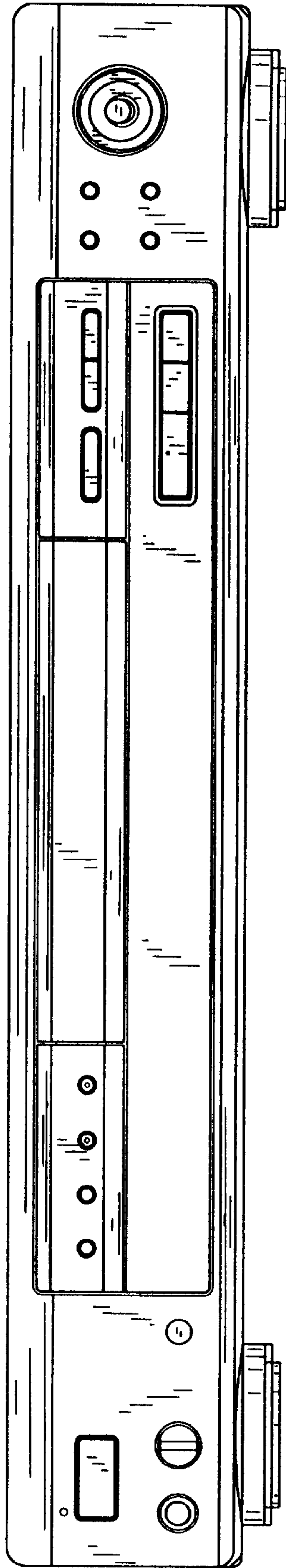


FIG. 4




FIG. 5




FIG. 6






FIG. 7

