



US00D432098S

United States Patent [19]

[11] **Patent Number: Des. 432,098**

Nelson et al.

[45] **Date of Patent: ** Oct. 17, 2000**

[54] **CABINET FOR ELECTRONIC COMPONENTS**

Primary Examiner—Brian N. Vinson
Attorney, Agent, or Firm—Fish & Richardson P.C.

[75] Inventors: **Erik Nelson, Upton; Paul T. Tirrell, Uxbridge, both of Mass.**

[57] **CLAIM**

The ornamental design for a cabinet for electronic components, as shown and described.

[73] Assignee: **EMC Corporation, Hopkinton, Mass.**

[**] Term: **14 Years**

DESCRIPTION

[21] Appl. No.: **29/107,240**

FIG. 1 is a perspective view of a cabinet for electronic components showing the design;

[22] Filed: **Jun. 30, 1999**

FIG. 2 is a plan view of a front side thereof;

[51] **LOC (7) Cl. 13-99**

[52] **U.S. Cl. D13/184**

FIG. 3 is a plan view of a right side thereof;

[58] **Field of Search D13/184, 199;**

372/221.1, 223.2; 361/724, 692, 295, 730

FIG. 4 is a plan view of a left side thereof;

[56] **References Cited**

FIG. 5 is a plan view of a rear side thereof; and

U.S. PATENT DOCUMENTS

FIG. 6 is a plan view of a top side thereof; and,

| | | | | |
|------------|---------|----------------|-------|---------|
| D. 365,086 | 12/1995 | Specjts | | D13/184 |
| D. 366,461 | 1/1996 | Spechts | | D13/184 |
| D. 379,004 | 4/1997 | Keijser et al. | | D13/184 |
| D. 389,809 | 1/1998 | Tirrell | | D13/184 |
| D. 390,835 | 2/1998 | Mayfield, III | | D13/184 |
| D. 405,767 | 2/1999 | Nelson et al. | | D13/184 |

FIG. 7 is a plan view of one of the fourteen horizontal vent grill shown in FIGS. 1 and 2.

The plan views of FIGS. 2-6 are enlarged relative to the perspective view of the FIG. 1.


OTHER PUBLICATIONS

The plan plan view of FIG. 7 is enlarged relative to the plan views of FIGS. 2-6.

Co-Pending U.S. Patent Application Serial No. 29/102,754 filed Mar. 31, 1999.

Co-Pending U.S. Patent Application Serial No. 29/107,241 filed Jun. 30, 1999.

1 Claim, 7 Drawing Sheets






FIG. 1




FIG. 2




FIG. 3




FIG. 4

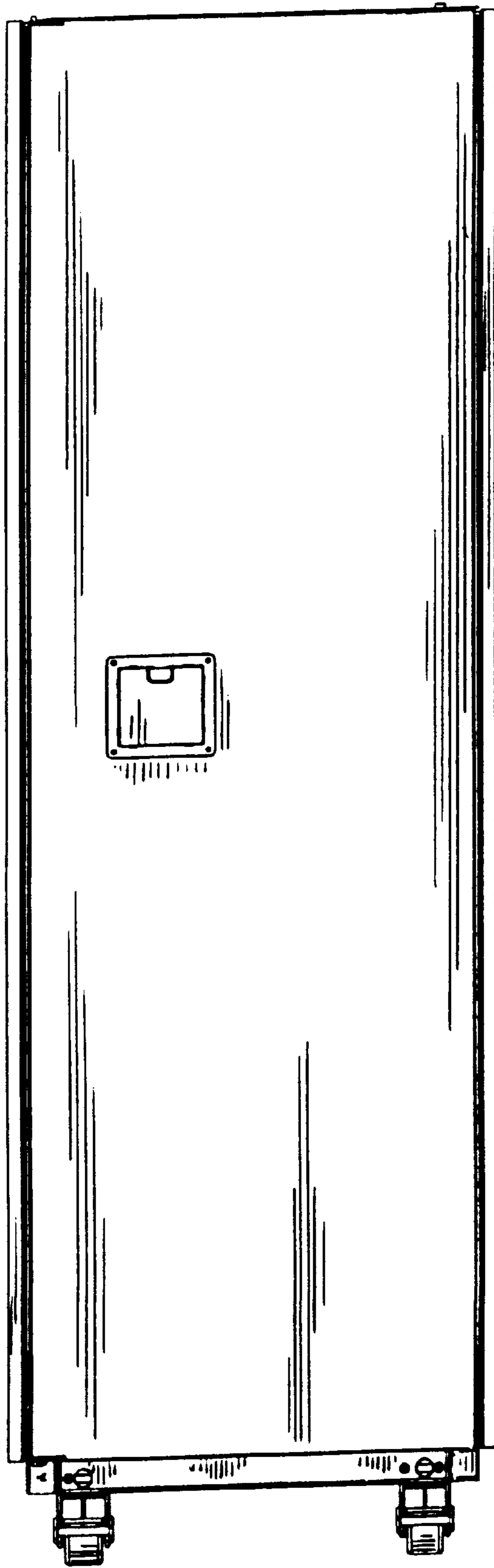


FIG. 5




FIG. 6




FIG. 7